

This document provides you with key investor information about this fund. It is not marketing material. The information is required by law to help you understand the nature and the risks of investing in this fund. You are advised to read it so you can make an informed decision about whether to invest.

abrdn Sterling Money Market Fund, a Sterling denominated sub fund of the abrdn OEIC I, I Inc Shares (ISIN: GB00B1C42449). This fund is managed by abrdn Fund Managers Limited.

OBJECTIVES AND INVESTMENT POLICY

Investment Objective

The fund aims to generate income and preserve some capital over the short term (2 years or less) by investing in cash deposits and money market instruments.

Performance Target: The fund targets a return equivalent to SONIA. The Performance Target is the level of performance that the management team hopes to achieve for the fund. There is however no certainty or promise that they will achieve the Performance Target. SONIA has been chosen as a proxy for the return from cash deposits.

Investment Policy

Portfolio Securities

- The fund invests at least 80% in cash deposits and money market instruments.
- The fund may also invest in reverse repos, securitisations and asset-backed commercial paper.
- The fund may also invest in other funds (including those managed by abrdn).
- The fund qualifies as a money-market fund under the MMF Regulation and more specifically as a Standard VNAV MMF.

Management Process

- The management team use their discretion (active management) to maintain a diverse asset mix at country, sector and company level.
- The fund is managed in line with the MMF Regulation which is used as a reference for portfolio management and risk monitoring of the fund. For example, constraints include limits on the average maturity of the portfolio.

Derivatives and Techniques

- The fund may use derivatives to reduce risk, reduce cost and/ or

generate extra income or growth consistent with the risk profile of the fund (often referred to as "Efficient Portfolio Management").
- Derivatives include instruments used to manage expected changes in interest rates.

Investors in the fund may buy and sell shares on any dealing day (as defined in the Prospectus).
If you invest in income shares, income from investments in the fund will be paid out to you. If you invest in accumulation shares, income will be added to the value of your shares.
Recommendation: the fund may not be appropriate for investors who plan to withdraw their money within two years. Investors should satisfy themselves that their attitude to risk aligns with the risk profile of this fund before investing.

RISK AND REWARD PROFILE



The fund could lose money as the result of a failure or delay in operational processes and systems including but not limited to third party providers failing or going into administration.

This indicator reflects the volatility of the fund's share price over the last five years which in turn reflects the volatility of the underlying assets in which the fund invests. Historical data may not be a reliable indication for the future.

The current rating is not guaranteed and may change if the volatility of the assets in which the fund invests changes. The lowest rating does not mean risk free.

The fund is rated as 1 because of the extent to which the following risk factors apply:

- The fund price can go up or down daily for a variety of reasons including changes in interest rates, inflation expectations or the perceived credit quality of individual countries or securities.
- The fund may hold money-market instruments, the value of which may be subject to adverse movements in extreme market conditions.
- The fund invests in securities which are subject to the risk that the issuer may default on interest or capital payments.
- The use of derivatives carries the risk of reduced liquidity, substantial loss and increased volatility in adverse market conditions, such as a failure amongst market participants. The use of derivatives may result in the fund being leveraged (where market exposure and thus the potential for loss by the fund exceeds the amount it has invested) and in these market conditions the effect of leverage will be to magnify losses.

All investment involves risk. This fund offers no guarantee against loss or that the fund's objective will be attained.

The price of assets and the income from them may go down as well as up and cannot be guaranteed; an investor may receive back less than their original investment.

Inflation reduces the buying power of your investment and income.

The value of assets held in the fund may rise and fall as a result of exchange rate fluctuations.

The fund could lose money if an entity (counterparty) with which it does business becomes unwilling or unable to honour its obligations to the fund.

In extreme market conditions some securities may become hard to value or sell at a desired price. This could affect the fund's ability to meet redemptions in a timely manner.

CHARGES

The charges you pay are used to pay the costs of running the fund including marketing and distributing it. These charges reduce the potential growth of your investment.

One-off charges taken before or after you invest

Entry charge	0.00%
Exit charge	0.00%

These are the maximum charges that we might take out of your money before it is invested and before we pay out the sale proceeds of your investment. In some cases, you might pay less and you should speak to your financial adviser about this.

Charges taken from the fund over a year

Ongoing charges	0.15%
-----------------	-------

Charges taken from the fund under certain specific conditions

Performance fee	0.00%
-----------------	-------

The entry and exit charges shown are maximum figures. In some cases you might pay less – you can find this out from your financial adviser. The Ongoing Charges figure reflects the amount based on the expenses within the annual report for each financial year. This figure may vary from year to year. It excludes: performance fees (where applicable); portfolio transaction costs, except in the case of an entry/exit charge paid by the fund when buying or selling in another collective investment undertaking.

Where the Fund invests in an open-ended collective investment scheme which is operated or managed by the ACD/the Manager or an associate of the ACD/the Manager, no additional annual management charge will be incurred by the Fund on such an investment.

The annual report for each financial year will include detail on the exact charges made.

The Ongoing Charge figure is as at 31/07/2022.

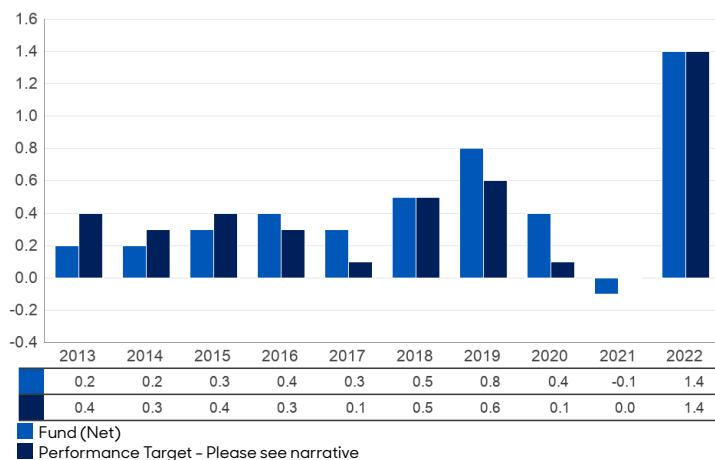
A switching charge may be applied in accordance with the Prospectus. For more information about charges please see Prospectus.

Further information on the charges can be found in the Prospectus.

PAST PERFORMANCE

abrdrn Sterling Money Market Fund, I Inc, 31 December 2022

% Returns



Past performance is not a guide to future performance.

Performance is net of charges and does not take into account any entry, exit or switching charges but does take into account the ongoing charge, as shown in the Charges section.

Performance is calculated in GBP.

The fund was launched in 1990. The share/unit class was launched in 2007.

Performance Target – SONIA GBP from 01/10/2021. 1 Week GBP LIBID from 31/07/2007 to 30/09/2021.

PRACTICAL INFORMATION

This document describes only one share class and other share classes are available. Information on how to buy, sell and switch shares is available by contacting us (see below).

Detailed information about the Fund, including its Prospectus, latest Annual and Half-Yearly reports and current share prices is available at www.abrdrn.com. Alternatively, please contact abrdrn Fund Managers Limited, PO BOX 12233, Chelmsford, Essex CM99 2EE. Telephone: 0345 113 6966. Email: customer.services@abrdrn.com.

The documents are available in English only.

abrdrn OEIC I offers a range of funds with diversified investment objectives. The Prospectus, Annual and Half-Yearly reports cover all the funds within abrdrn OEIC I. In the unlikely event of one fund having debts, the assets of the other funds may not be used to settle these.

The Fund's Authorised Corporate Director is abrdrn Fund Managers Limited.

The depositary of the Fund is Citibank UK Limited.

The tax legislation of the United Kingdom may have an impact on your personal tax position.

abrdrn Fund Managers Limited may be held liable solely on the basis of any statement contained in this document that is misleading, inaccurate or inconsistent with the relevant parts of the prospectus for the Fund.

Details of an up-to-date UCITS V Remuneration Policy Statement, including but not limited to, a description of how remuneration and benefits are calculated, and the identities of persons responsible for awarding remuneration and benefits, including the composition of the Remuneration Committee, are available at www.abrdrn.com and a paper copy will be made available free of charge on request to the Authorised Corporate Director.



Artemis High Income Fund (the “fund”)

Class I quarterly distribution units, GBP [ISIN: GB00B2PLJN71]

The fund is managed by Artemis Fund Managers Limited.

KEY INVESTOR INFORMATION

This document provides you with key investor information about this fund. It is not marketing material. The information is required by law to help you understand the nature and risks of investing in the fund. You are advised to read it so you can make an informed decision about whether to invest.

OBJECTIVES AND INVESTMENT POLICY

Objective

To provide a combination of a high level of income and capital growth, before fees, over a rolling five year period. The manager defines a high level of income as equal to, or in excess of, the average yield of the funds in the fund's Investment Association sector, the Strategic Bond sector.

Investment policy

What the fund invests in

- 80% to 100% in bonds (of any credit quality).
- Up to 20% in company shares.
- The fund may also invest in cash and near cash, other transferable securities, other funds (up to 10%) managed by Artemis and third party funds, money market instruments, and derivatives.

Use of derivatives

The fund may use derivatives for efficient portfolio management purposes to:

- reduce risk
- manage the fund efficiently.

Where the fund invests

- Globally

Industries the fund invests in

- Any

Other limitations specific to this fund

- At least 80% of the fund will be invested in assets denominated in sterling, or will be hedged back to sterling.

Investment strategy

- The fund is actively managed.
- The manager seeks investments that offer the best value free cashflow available, as cashflow evidenced by an above-average yield on bonds or shares.
- On occasion, investments are made on the basis of future dividend growth.
- The manager focuses on the ability of a bond issuer to pay the interest on a bond and to repay a bond at its expiry, and the valuation attached to a bond as a result.

Benchmarks

- IA £ Strategic Bond NR
A group of other asset managers' funds that invest in similar asset types as this fund, collated by the Investment Association. It acts as a 'target benchmark' that the fund aims to outperform. Management of the fund is not restricted by this benchmark.

Other information

- Dealing frequency: Normally Monday to Friday except UK public holidays and non-dealing days. Visit www.artemisfunds.com/non-dealing-days for more information. Instructions received before 12 noon UK time will be processed at 12 noon on the same day.
- Distribution policy: This is a distribution class. Income received is paid out to investors every three months.

RISK AND REWARD PROFILE



- The fund is in the category shown due to historic volatility (how much and how quickly the value of shares in the fund may have risen and fallen in the past due to movements in markets, currencies and interest rates). It may not be a reliable indication of the future risk profile of the fund.
- The risk category has been calculated using historic data and may not be a reliable indicator of the fund's future risk profile.
- A risk indicator of "1" does not mean that the investment is "risk free".

The risk indicator may not fully take into account the following risks and the following may affect fund performance:

- **Market volatility risk:** The value of the fund and any income from it can fall or rise because of movements in stockmarkets, currencies and interest rates, each of which can move irrationally and be affected unpredictably by diverse factors, including political and economic events.
- **Currency risk:** The fund's assets may be priced in currencies other than the fund base currency. Changes in currency exchange rates can therefore affect the fund's value.
- **Bond liquidity risk:** The fund holds bonds which could prove difficult to sell. As a result, the fund may have to lower the selling price, sell other investments or forego more appealing investment opportunities.
- **Income risk:** The payment of income and its level is not guaranteed.
- **Credit risk:** Investments in bonds are affected by interest rates, inflation and credit ratings. It is possible that bond issuers will not pay interest or return the capital. All of these events can reduce the value of bonds held by the fund.
- **Higher-yielding bonds risk:** The fund may invest in higher-yielding bonds, which may increase the risk to capital. Investing in these types of assets (which are also known as sub-investment grade bonds) can produce a higher yield but also brings an increased risk of default, which would affect the capital value of the fund.
- **Charges from capital risk:** Where charges are taken wholly or partly out of a fund's capital, distributable income may be increased at the expense of capital, which may constrain or erode capital growth.
- **Emerging markets risk:** Compared to more established economies, investments in emerging markets may be subject to greater volatility due to differences in generally accepted accounting principles, less governed standards or from economic or political instability. Under certain market conditions assets may be difficult to sell.

Please refer to the fund's prospectus for full details of these and other risks which are applicable to this fund.

CHARGES FOR THE FUND

One-off charges taken before or after you invest

Entry charge	None
Exit charge	None

This is the maximum that might be taken out of your money before it is invested or before the proceeds of your investment are paid out.

Charges taken from the fund over a year

Ongoing charge	0.735%
----------------	--------

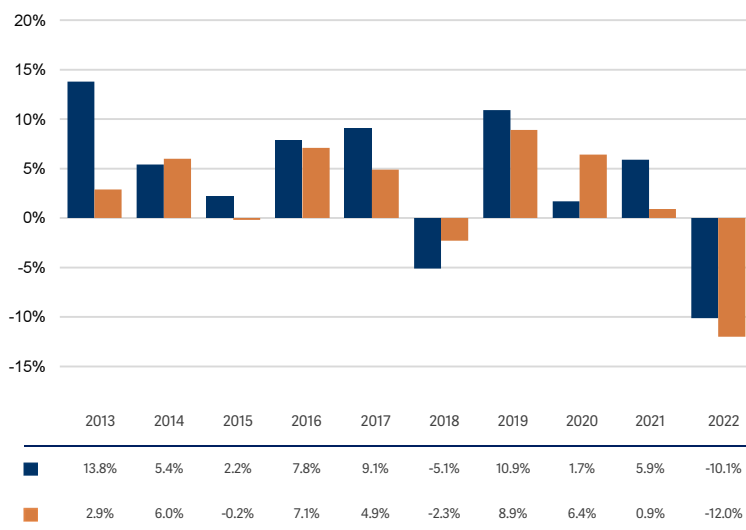
Charges taken from the fund under certain specific conditions

Performance fee	None
-----------------	------

- The charges you pay are used to pay the costs of running the fund, including the costs of marketing and distributing it. The charges reduce the potential growth of your investment.
- The ongoing charges figure is an estimate rather than a historic figure because this better reflects the expected future charges. The charges may vary from year to year. The exact charges made for each financial year are contained in the fund's annual report.
- Some or all of the annual management charge is taken from capital.

For more information about charges, please see the fund's prospectus, which is available at www.artemisfunds.com or www.fundinfo.com.

PAST PERFORMANCE



- Class I quarterly distribution units, GBP
- IA £ Strategic Bond NR

- Past performance is net of all charges except any costs incurred when investors buy or sell the fund.
- This class may have charges or a hedging approach different from those in the IA sector benchmark.
- How the fund has performed in the past is not a guide to how it will perform in the future.
- Performance is calculated in sterling.
- Fund launch date: 26 May 1995.
- Class launch date: 7 March 2008.

PRACTICAL INFORMATION

Trustee: Northern Trust Investor Services Limited.

Further information: Can be obtained from the fund's prospectus and the latest annual and half-yearly reports. The documents are in English and available free of charge. These can be found, along with other information such as the price of the fund's classes by contacting Artemis or visiting www.fundinfo.com.

Remuneration policy: Information about Artemis' remuneration policy is available by contacting Artemis; a paper copy is available free of charge on request.

Tax legislation: UK tax legislation that applies to the fund may have an impact on your personal tax position.

Liability: Artemis Fund Managers Limited may be held liable solely on the basis of any statement contained in this document that is misleading, inaccurate or inconsistent with the relevant parts of the prospectus for the fund.

Glossary: For more information about some of the terms used in this document, please visit www.artemisfunds.com/glossary.

Switches: Subject to any restrictions on the eligibility of investors for a particular class, you can switch your investments between funds or classes in the Artemis range. For further information, please refer to the prospectus or contact Artemis.

Contact Artemis: Visit www.artemisfunds.com or call 0800 092 2051.

Authorisation and regulation: The fund is authorised in the UK by the Financial Conduct Authority. Artemis Fund Managers Limited is authorised and regulated in the UK by the Financial Conduct Authority.

This key investor information is accurate as at 6 March 2023.

KEY INVESTOR INFORMATION



This document provides you with key investor information about this Fund. It is not marketing material. The information is required by law to help you understand the nature and the risks of investing in this Fund. You are advised to read it so you can make an informed decision about whether to invest.

Aviva Investors Multi-Strategy Target Return Fund, Class 1, Accumulation shares, GBP, a sub-fund of the Aviva Investors Investment Funds ICVC (ISIN: GB00BMTRW090). The Fund is managed by Aviva Investors UK Fund Services Limited.

OBJECTIVES AND INVESTMENT POLICY

Objective: To deliver a positive return over rolling three year periods regardless of the prevailing stock market environment. The Fund aims to generate a positive return, on average 5% per annum above the Bank of England Base Rate before the deduction of charges, over rolling three year periods. In seeking to target this level of return the Fund also aims to manage volatility to a target of less than half the volatility of global equities, measured over the same rolling three year periods. These aims, however, are not guaranteed and it may not always be possible to achieve positive returns or to achieve the target level of volatility over rolling three year periods, or over any period of investment. Consequently, investors' capital is at risk.

Core investment: The Fund invests across a broad range of global asset classes (including emerging markets) that may include shares of companies, bonds (both corporate and government), cash, commodities, indirect property, and currencies. Other funds (including funds managed by Aviva Investors companies) may also be used to gain exposure to these asset classes. The Fund will make significant use of derivative instruments for investment purposes including: futures, options, swaps, swaptions and forwards.

Strategy: The Fund is actively managed and the Investment Manager may take both long and synthetic short positions and derivative usage may include but is not limited to derivatives on interest rates, inflation rates, bonds, credit, equity, financial indices, volatility, dividend payments and currencies. Derivatives usage may be for the purposes of hedging, efficient portfolio management, or investment purposes and may be exchange traded or traded off exchange through market counterparties. The use of derivative instruments as part of the investment policy will mean that the Fund may, from time to time, have substantial holdings in liquid assets including deposits and money market instruments.

Environmental, Social and Governance (ESG) factors: ESG factors are integrated into the investment process and are considered alongside a range of financial metrics and research, but the Investment Manager retains discretion over which investments are selected. We also actively engage with companies and use voting rights with the aim of positively influencing company behaviour and helping to create competitive returns. In addition, the Fund has limited exclusions based on Aviva Investors' UK Responsible Investment policy. Further information on how we integrate ESG and the Aviva Investors UK Responsible Investment policy into our investment approach, and how we engage with companies is available on our website and in the prospectus.

Performance & Risk Measurement: The Fund aims to generate returns which exceed the Bank of England base rate, which has been chosen as the market standard indicator of the risk-free rate of return. The Fund targets 5% above this rate because that is the level of outperformance that the Investment Manager believes to be realistic for this strategy alongside the volatility aim.

RISK AND REWARD PROFILE



Lower risk

Higher risk

Typically lower rewards

Typically higher rewards

This indicator is based on historical data, calculated using European Union rules, and may not be a reliable indication of the future risk profile of the Fund.

The risk and reward category shown is not guaranteed to remain unchanged and may change over time. The lowest category does not mean 'risk free'.

The value of investments and the income from them will change over time.

The Fund price may fall as well as rise and as a result you may not get back the original amount you invested.

The Fund has been allocated a risk number based on the historic volatility of its share price or where insufficient information is available appropriate asset classes.

Counterparty risk: The Fund could lose money if an entity with which it does business becomes unwilling or is unable to meet its obligations to the Fund.

Currency risk: Changes in currency exchange rates could reduce investment gains or increase investment losses. Exchange rates can change rapidly,

The Fund is managed to a defined risk target - linked to the volatility of global equities. Volatility measures how much the returns of the Fund may fluctuate and is an indicator of the level of risk taken by the Investment Manager.

The Fund is expected to operate with a volatility no greater than 50% of that of Global Equities, however, there may be times where the Fund operates above this target. The Index we use to represent global equities is the MSCI® All Country World Index (Local Currency) (the Index). The Fund's volatility is compared against the Index's daily volatility, annualised, over 3-year rolling periods.

The Index comprises large and medium sized companies, as determined by their market capitalisation (total market value of a company's outstanding shares), from both developed and emerging markets, and the Index is designed to provide a broad measure of global equity market performance.

The Index has been selected as a benchmark due to the broad range of companies that it represents, and it is therefore an appropriate measure of the volatility of global equities.

Note: MSCI makes no express or implied warranties or representations and shall have no liability whatsoever with respect to any MSCI data contained herein. The MSCI data may not be further redistributed or used as a basis for other indices or any securities or financial products. This report is not approved, endorsed, reviewed or produced by MSCI. None of the MSCI data is intended to constitute investment advice or a recommendation to make (or refrain from making) any kind of investment decision and may not be relied on as such.

Recommendation: this Fund may not be appropriate for investors who plan to withdraw their money within 5 years.

Other information: You can buy and sell shares on any London business day.

This is an accumulation share class and any income from the Fund will remain in the Fund and is reflected in the share price.

For full investment objectives and policy details please refer to the Prospectus.

significantly and unpredictably.

Derivatives risk: Derivatives are instruments that can be complex and highly volatile, have some degree of unpredictability (especially in unusual market conditions), and can create losses significantly greater than the cost of the derivative itself.

Hedging risk: Any measures taken to offset specific risks will generate costs (which reduce performance), could work imperfectly or not at all, and if they do work will reduce opportunities for gain.

Illiquid securities risk: Certain assets held in the Fund could, by nature, be hard to value or to sell at a desired time or at a price considered to be fair (especially in large quantities), and as a result their prices could be very volatile.

Commodity Investment The prices of commodities are generally more volatile than investments in more traditional securities such as equities and fixed income. Investment into commodity instruments which are physically backed may have limited recourse, and if the value of the commodities held is insufficient to meet payment obligations the Fund may suffer losses.

Leverage risk: A small price decline on a "leveraged" underlying investment will create a correspondingly larger loss for the Fund. A high overall level of leverage and/or unusual market conditions could create significant losses for the Fund.

Multi-strategy risk: Because the Fund is exposed to the risks of multiple

markets and asset classes, there is a risk that some or all of its strategies may not perform or correlate as expected.

Stock and Bond Connect risk: The Fund may invest in China A-Shares via Stock Connect, or bonds on the China Interbank Bond Market via Bond Connect which may entail additional clearing and settlement, regulatory,

operational and counterparty risks.

Full information on the risks applicable to the Fund is detailed in the Prospectus.

CHARGES

One-off charges taken before or after you invest

Entry charge None

Exit charge None

Charges taken from the Fund over a year

Ongoing charges 1.05%

Charges taken from the Fund under certain specific conditions

Performance fee None

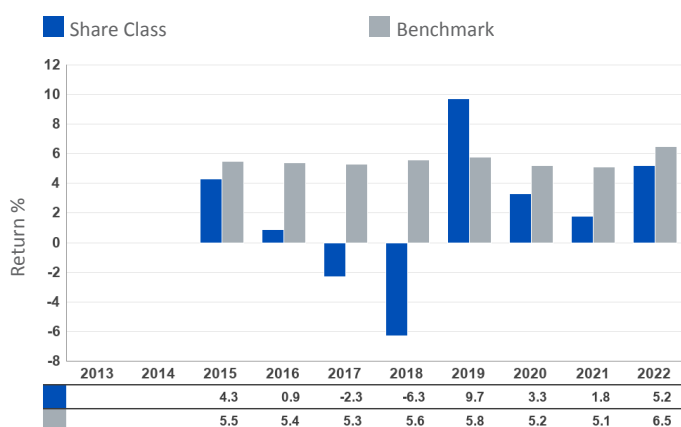
The charges you pay are used to pay the costs of running the Fund, including the costs of marketing and distributing it. These charges reduce the potential growth of your investment.

The entry and exit charges shown are the maximum that might be taken out of your money before it is invested / before the proceeds of your investment are paid out.

The ongoing charges figure is based on last year's expenses for the year ending 15 October 2022. The figure for ongoing charges excludes performance fees and portfolio transaction costs, except in the case of an entry/exit charge paid by the Fund when buying or selling units in another collective investment undertaking. This Share Class integrates Economies of Scale discounts to the Fund Management Fee ("FMF") which is a component of the Ongoing Charge Figure. Consequently, when a Fund reaches a certain size (a pre-defined "trigger point") a discount will automatically apply to the FMF. However, at all other times the FMF will be charged at the rate as set out in the Fund's prospectus. For further details on the Economies of Scale discounts and the trigger points at which they apply, please refer to the Fund's prospectus.

For more information about charges please see the charges sections of the Fund's Prospectus.

PAST PERFORMANCE



Past performance is no guide to future performance.

The past performance shown in the chart opposite takes into account all charges except entry charges.

The Share Class was launched on 01 July 2014.

Performance is calculated in the Share Class currency which is GBP.

Source: Aviva Investors/Lipper, a Thomson Reuters company as at 31 December 2022.

PRACTICAL INFORMATION

Depository - J.P. Morgan Europe Limited.

More practical information about the Fund and copies of the Prospectus and the latest annual and half yearly reports are available free of charge from Aviva Investors UK Fund Services Limited PO Box 10410, Chelmsford, CM99 2AY. These documents will be in English and cover the whole ICVC.

The latest published price of shares in the Fund and other information on the Fund, including how to buy and sell shares, is also available at www.avivainvestors.co.uk.

Shares other than Class 1 are offered by the Fund, as set out in the Prospectus.

You may switch between funds in the Aviva Investors Investments Funds ICVC. Details on switching are provided in the Prospectus.

The Fund is subject to the tax laws and regulations of the United Kingdom. Depending on your own country of residence, this might have an impact on your investment.

The liabilities of the Fund are segregated and the assets of this Fund will not be used to pay debts of other funds.

Aviva Investors UK Fund Services Limited may be held liable solely on the basis of any statement contained in this document that is misleading, inaccurate or inconsistent with the relevant parts of the Prospectus for the Fund.

The sub-fund launched on 01 July 2014, is authorised in the United Kingdom and regulated by The Financial Conduct Authority. Aviva Investors UK Fund Services Limited is authorised in the United Kingdom and regulated by The Financial Conduct Authority.

The details of the up-to-date remuneration policy of the Management Company, including the composition of its remuneration committee, a description of the key remuneration elements and an overview of how remuneration is determined, are available on the website www.avivainvestors.com. A paper copy of the remuneration policy can be made available upon request and free of charge at the Management Company's registered office.

Key Investor Information

This document provides you with key investor information about this fund. It is not marketing material. The information is required by law to help you understand the nature and the risks of investing in this fund. You are advised to read it so you can make an informed decision about whether to invest.

Fidelity Extra Income Fund

a sub-fund of Fidelity Investment Funds

Fidelity Extra Income Fund W Income Shares

(ISIN:GB00B469P257)

This fund is managed by FIL Investment Services (UK) Limited

Objectives and Investment Policy

The fund's main aim is to pay you an income. The fund also has the potential to increase the value of your investment.

The fund will be at least 70% exposed to sterling denominated (or hedged back to sterling) investment grade debt instruments (e.g. bonds with a rating of BBB/Baa or higher from an internationally recognised rating agency).

Investments may be made in relation to debt instruments issued in currencies other than sterling. Hedging back to sterling aims to reduce the risk of exposure to other currencies.

The remainder will be invested in other investment types such as cash and derivatives.

Derivatives are investments whose value is linked to another investment, or to the performance of a stock exchange or to some other variable factor, such as interest rates and used to reduce risk or transaction costs and/or to generate extra income or further increase the value of your investment.

The fund may also use derivatives with the aim of achieving the investment objective.

The fund is actively managed. The Investment Manager identifies suitable opportunities for the fund utilising in-house research and investment capabilities.

The Investment Manager will, when selecting investments for the fund and for the purposes of monitoring risk, consider a custom blend of indices*.

The Investment Manager has a wide degree of freedom relative to the index and may invest in issuers, sectors, countries and security types not included in the index in order to take advantage of investment opportunities. This means the fund's investments and therefore performance may vary significantly from the index.

Income from the fund is either paid out to you or it is used to buy you more shares in the fund.

As the fund's primary aim is to generate an income, some charges will be taken from the fund rather than the income generated by the fund. This means the amount payable as income may be increased and the potential to increase the value of your investment may be reduced.

Shares can usually be bought and sold each business day of the fund.

*Please refer to the Investment Policy set out for the fund in the Prospectus for details on the blended index.

Risk and Reward Profile



Historical data may not be a reliable indication for the future.

The risk category shown is not guaranteed and may change over time.

The lowest category does not mean a "risk free" investment.

The risk and reward profile is classified by the level of historical fluctuation of the Net Asset Values of the share class, and within this classification, categories 1-2 indicate a low level of historical fluctuations, 3-5 a medium level and 6-7 a high level.

The value of your investment may fall as well as rise and you may get back less than you originally invested.

The fund may invest in instruments denominated in currencies other than the fund base currency. Changes in currency exchange rates can therefore affect the value of your investment.

This Fund is categorised in risk class 4 because, in accordance with the investment policy, the value of the investments may fluctuate moderately. Consequently, both the expected return and the potential risk of loss may be average.

Additional risks: liquidity.

Charges for this fund

The charges you pay are used to pay the costs of running the fund, including the costs of marketing and distributing it. These charges reduce the potential growth of your investment.

One-off charges taken before or after you invest	
Entry charge	N/A
Exit charge	N/A
The entry and exit charges shown are maximum figures. In some cases you might pay less - you can find this out from your financial adviser / distributor.	
Charges taken from the fund over a year	
Ongoing charges	0.60%
Charges taken from the fund under certain specific conditions	
Performance fee	N/A

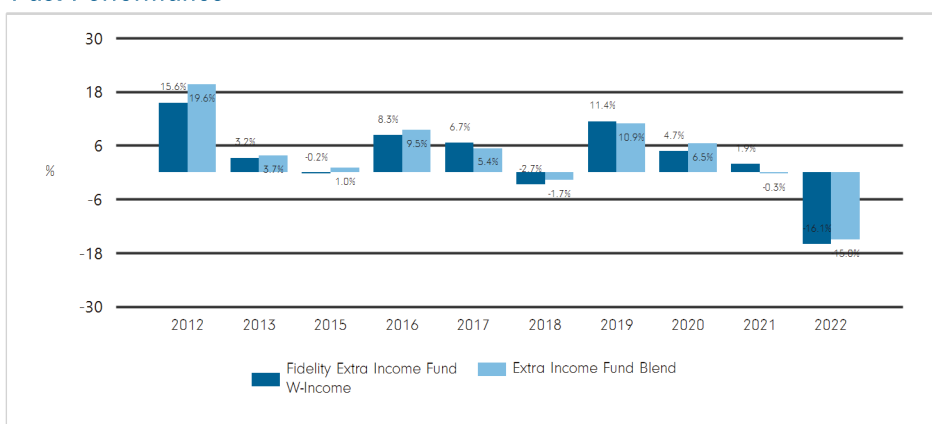
This is the maximum that might be taken out of your money before it is invested or before the proceeds of your investment are paid out.'

The ongoing charges figure is based on expenses for the year ending 28 February 2022. This figure may vary from year to year. It excludes:

- performance fees (where applicable);
- portfolio transaction costs, except in the case of an entry/exit charge paid by the fund when buying or selling units in another collective investment undertaking.

For more information about charges, including the possibility that swing pricing may apply, please consult the most recent Prospectus.

Past Performance



Past performance is not a guide to future performance results.

If any, the past performance shown takes into account the ongoing charges with exception of any applicable entry/exit charges.

The fund was launched on 25 February 1999. This class was launched on 5 October 2009.

Past performance has been calculated in GBP.

If applicable, events in the fund's life which may have affected the performance history are highlighted as an '**' in the chart, which may include changes to the fund's objective and details of such events can be found on our website or by requesting it from your appointed representative or your usual Fidelity contact. If applicable, the Objectives and Investment Policy section shall refer to a benchmark and information on previous benchmarks may be found in the annual report and accounts.

Practical Information

Depositary: J.P. Morgan Europe Limited.

This key information document describes a sub-fund of Fidelity Investment Funds (the "Fund"). The prospectus and periodic reports are prepared for the entire Fund.

For more information, please consult the prospectus and latest reports and accounts which may be obtained free of charge in English from FIL Investment Services (UK) Limited. These documents and details of the remuneration policy are available via <https://www.fil.com>.

The tax legislation in United Kingdom may have an impact on your personal tax position. For further details you should consult a tax advisor.

FIL Investment Services (UK) Limited may be held liable solely on the basis of any statement contained in this document that is misleading, inaccurate or inconsistent with the relevant parts of the prospectus for the investment company.

The Net Asset Value of the fund is available at the registered office of FIL Investment Services (UK) Limited, and at www.fidelityinternational.com.

The assets and liabilities of the fund are segregated by law from those of other sub-funds and there is no cross-liability among the sub-funds.

You may have the right to switch from this share class into the same or possibly other share class types of another sub-fund of the Fund. Details on switching rules may be found in the Prospectus.

This fund is authorised in United Kingdom and regulated by Financial Conduct Authority (FCA).

FIL Investment Services (UK) Limited is authorised in United Kingdom and regulated by Financial Conduct Authority (FCA).

This key investor information is accurate as at 17/02/2023.

Key Investor Information

This document provides you with key investor information about this fund. It is not marketing material. The information is required by law to help you understand the nature and the risks of investing in this fund. You are advised to read it so you can make an informed decision about whether to invest.

Fidelity Index Japan Fund

a sub-fund of Fidelity Investment Funds

Fidelity Index Japan Fund P Income Shares

(ISIN:GB00BP8RYP09)

This fund is managed by FIL Investment Services (UK) Limited

Objectives and Investment Policy

The fund aims to track the performance (before fees and expenses are applied) of the MSCI Japan (Net Total Return) Index, thereby seeking to increase the value of your investment over 5 years or more.

The fund uses an index tracking (passive) investment approach whereby it aims to replicate the composition of the index. However, for practical reasons and/or to reduce the dealing costs of the fund, it may not invest in every company share in the index or at its weighting within the index.

As well as investing directly in company shares, the fund will achieve exposure indirectly using derivatives, such as exchange traded index futures, for example at the time of cash inflows to remain fully invested or to reduce transaction costs.

Derivatives are investments whose value is linked to another investment, or to the performance of a stock exchange or to some other variable factor, such as interest rates and used to reduce risk or transaction costs and/or to generate extra income or further increase the value of your investment.

To manage the cash position, the fund may invest in other investment types such as liquidity funds (including those managed by Fidelity).

Income from the fund is either paid out to you or it is used to buy you more shares in the fund.

Shares can usually be bought and sold each business day of the fund.

Note: The funds described herein are indexed to an MSCI index. The MSCI Japan Index captures large and mid cap representation of the Japanese Market. The funds or securities referred to herein are not sponsored, endorsed, or promoted by MSCI, and MSCI bears no liability with respect to any such funds or securities or any index on which the funds or securities are based. The Prospectus contains a more detailed description of the limited relationship MSCI has with Fidelity and any related funds.

Risk and Reward Profile



Historical data may not be a reliable indication for the future.

The risk category shown is not guaranteed and may change over time.

The lowest category does not mean a "risk free" investment.

The risk and reward profile is classified by the level of historical fluctuation of the Net Asset Values of the share class, and within this classification, categories 1-2 indicate a low level of historical fluctuations, 3-5 a medium level and 6-7 a high level.

The value of your investment may fall as well as rise and you may get back less than you originally invested.

The fund may invest in instruments denominated in currencies other than the fund base currency. Changes in currency exchange rates can therefore affect the value of your investment.

This Fund is categorised in risk class 5 because, in accordance with the investment policy, the value of the investments may fluctuate somewhat sharply. Consequently, both the expected return and the potential risk of loss may be above average.

Fidelity International's partial swing pricing policy can cause differences in the fund's performance versus the index. A fund's performance tracking may be affected if the times at which a fund and its benchmark index are priced are different. The fund is priced at midday UK time, and the index is priced when the relevant stock markets close. This can cause apparent differences in the fund's performance versus that of the index than if the fund and the index were priced at the same time.

Charges for this fund

The charges you pay are used to pay the costs of running the fund, including the costs of marketing and distributing it. These charges reduce the potential growth of your investment.

One-off charges taken before or after you invest	
Entry charge	N/A
Exit charge	N/A
The entry and exit charges shown are maximum figures. In some cases you might pay less - you can find this out from your financial adviser / distributor.	
Charges taken from the fund over a year	
Ongoing charges	0.10%
Charges taken from the fund under certain specific conditions	
Performance fee	N/A

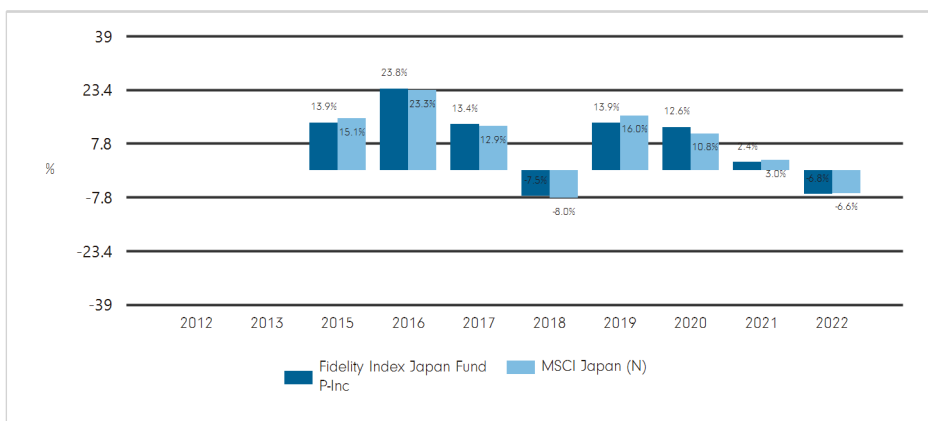
This is the maximum that might be taken out of your money before it is invested or before the proceeds of your investment are paid out.'

The ongoing charges figure is based on expenses for the year ending 28 February 2022. This figure may vary from year to year. It excludes:

- performance fees (where applicable);
- portfolio transaction costs, except in the case of an entry/exit charge paid by the fund when buying or selling units in another collective investment undertaking.

For more information about charges, including the possibility that swing pricing may apply, please consult the most recent Prospectus.

Past Performance



Past performance is not a guide to future performance results.

If any, the past performance shown takes into account the ongoing charges with exception of any applicable entry/exit charges.

The fund was launched on 22 January 2014. This class was launched on 4 August 2014.

Past performance has been calculated in GBP.

If applicable, events in the fund's life which may have affected the performance history are highlighted as an '**'; in the chart, which may include changes to the fund's objective and details of such events can be found on our website or by requesting it from your appointed representative or your usual Fidelity contact. If applicable, the Objectives and Investment Policy section shall refer to a benchmark and information on previous benchmarks may be found in the annual report and accounts.

Practical Information

Depositary: J.P. Morgan Europe Limited.

This key information document describes a sub-fund of Fidelity Investment Funds (the "Fund"). The prospectus and periodic reports are prepared for the entire Fund.

For more information, please consult the prospectus and latest reports and accounts which may be obtained free of charge in English from FIL Investment Services (UK) Limited. These documents and details of the remuneration policy are available via <https://www.fil.com>.

The tax legislation in United Kingdom may have an impact on your personal tax position. For further details you should consult a tax advisor.

FIL Investment Services (UK) Limited may be held liable solely on the basis of any statement contained in this document that is misleading, inaccurate or inconsistent with the relevant parts of the prospectus for the investment company.

The Net Asset Value of the fund is available at the registered office of FIL Investment Services (UK) Limited, and at www.fidelityinternational.com.

The assets and liabilities of the fund are segregated by law from those of other sub-funds and there is no cross-liability among the sub-funds.

You may have the right to switch from this share class into the same or possibly other share class types of another sub-fund of the Fund. Details on switching rules may be found in the Prospectus.

This fund is authorised in United Kingdom and regulated by Financial Conduct Authority (FCA).

FIL Investment Services (UK) Limited is authorised in United Kingdom and regulated by Financial Conduct Authority (FCA).

This key investor information is accurate as at 17/02/2023.

First Sentier Global Listed Infrastructure Fund Class B (Income) GBP



a sub-fund of First Sentier Investors ICVC (the Company)

ISIN GB00B24HK556

First Sentier Investors (UK) Funds Limited, the authorised corporate director of the Company

Key Investor Information

This document provides you with key investor information about this Fund. It is not marketing material. The information is required by law to help you understand the nature and the risks of investing in this Fund. You are advised to read it so you can make an informed decision about whether to invest.

Objectives and investment policy

Objective: The Fund aims to achieve an investment return from income and capital growth over the medium to long term (at least three years).

Policy: The Fund invests in shares of companies that are involved in infrastructure around the world and are listed on exchanges worldwide.

The infrastructure sector includes utilities (e.g. water and electricity), highways and railways, airports, marine ports and oil and gas storage and transportation.

The Fund does not invest directly in infrastructure assets.

The Fund may invest up to 10% in other funds.

The Fund will only use derivatives to reduce risk or to manage the Fund more efficiently in limited cases.

Strategy: The Fund's managers strategy is to invest in a globally diversified portfolio of listed infrastructure companies.

The Fund manager's investment strategy is founded on the principle of stewardship, allocating capital to what it believes are good quality companies with sound growth prospects and strong management teams.

It seeks to engage actively and constructively with company leaders on sustainability and other investment risks and opportunities.

Benchmark: The Fund's performance is compared against the value of the FTSE Global Core Infrastructure 50/50 Index and the Fund is included in the Investment Association's Infrastructure Sector.

The Fund's manager may use its discretion when deciding which investments should be held by the Fund.

The Fund is actively managed; investment of the Fund's assets is not constrained by the benchmark composition or sector requirements and the Fund's manager has discretion within the Fund's investment policy to invest in assets without regard to the benchmark.

Recommendation: this Fund may not be appropriate for investors who plan to withdraw their money within three years.

You may receive a regular income from your investment which will be paid semi-annually. This may affect the potential growth of your investment.

You can buy and sell shares in the Fund on any business day. As long as we receive your instruction before 12 noon (UK time), shares will be bought and sold at that day's price.

Risk and reward profile

Lower Risk ← → Higher Risk
Potentially Lower Rewards Potentially Higher Rewards



- The synthetic risk reward indicator (the SRRI) rating is not a measure of the risk of you losing the entire value of your investment but describes how much the value of the share class has gone up and down in the past. Where a share class has not yet launched, the SRRI is calculated using representative data.
- The SRRI rating is based on historical data which may not be a reliable indication of the future risks and rewards of the share class.
- We cannot guarantee that the rating of the share class will remain the same; it may change over time.
- Even the lowest rating 1 does not mean a risk free investment.
- On a scale of 1 (less risky) to 7 (more risky), this share class has a rating of 5 due to its past performance (or representative data) and the nature of its investments. Categories 1-2 indicate a low level of historical fluctuations, 3-5 a medium level, and 6-7 a high level.

- Risk is taken in order to make a higher potential return; the more risk a fund takes, the higher the potential return but the greater the risk of loss.
- The value of the Fund and its return is not guaranteed and may fall as well as rise. You may get back significantly less than you originally invested. Material risks not adequately captured by the SRRI:
- **Emerging market risk:** Emerging markets tend to be more sensitive to economic and political conditions than developed markets. Other factors include greater liquidity risk, restrictions on investment or transfer of assets, failed/delayed settlement and difficulties valuing securities.
- **Single sector risk:** investing in a single economic sector may be riskier than investing in a number of different sectors. Investing in a larger number of sectors helps to spread risk.
- **Currency risk:** the Fund invests in assets which are denominated in other currencies; changes in exchange rates will affect the value of the Fund and could create losses. Currency control decisions made by governments could affect the value of the Fund's investments and could cause the Fund to defer or suspend redemptions of its shares.
- **Listed infrastructure risk:** the Fund may be vulnerable to factors that particularly affect the infrastructure sector, for example natural disasters, operational disruption and national and local environmental laws. For further information on risks, please refer to the Risk Factors section in the Company's prospectus.

Charges for this Fund

The charges are used to pay the costs of running the Fund, including the costs of marketing and distributing it. These charges reduce the potential growth of your investment.

One-off charges taken before or after you invest

Entry charge	4.00%
Exit charge	N/A

This is the maximum that might be taken out of your money before it is invested.

Charges taken from the fund over a year

Ongoing charge	0.80%
----------------	-------

Charges taken from the fund under certain specific conditions

Performance fee	N/A
-----------------	-----

The entry and exit charges shown are the maximum you will need to pay. In some cases you might pay less - you can find out the actual entry and exit charges from your financial adviser.

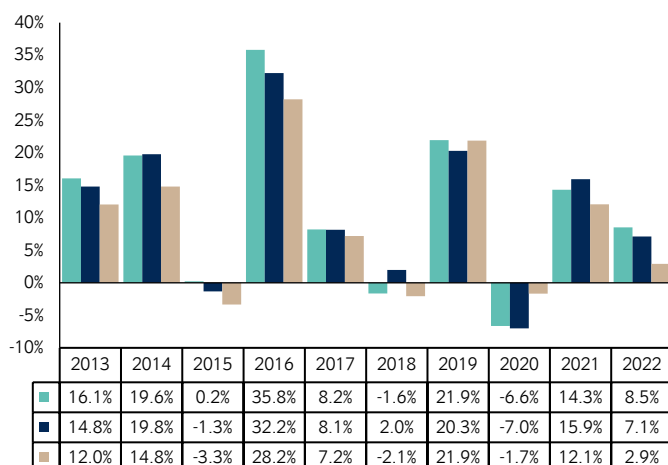
The ongoing charges figure shown here is an estimate of the charges and may vary from year to year. An estimate is being used following our periodic reassessment with effect from 01 December 2022. The figure excludes portfolio transaction costs which are paid from assets of the Fund and performance fees, if any. The next Company annual report for the financial year will include details on the exact charges made.

There are fees for switching between sub-funds. The fee for switching into the Fund is 0.5%.

The fees and expenses are charged against the capital of the Fund. Deducting expenses from capital reduces the potential for capital growth.

Further information can be found in the Buying, Selling and Switching Shares section of the Company's prospectus.

Past performance



First Sentier Global Listed Infrastructure Fund Class B (Income) GBP

FTSE Global Core Infrastructure 50/50 Net Index (GBP)

Infrastructure Investment Association Sector

Past performance is not a reliable guide to future performance. The past performance shown here includes fees, any reinvested income and tax.

The Fund launched on 08 October 2007.

The Share Class launched on 08 October 2007. The past performance of the Share Class is calculated in GBP.

Practical information

Depository: The Bank of New York Mellon (International) Limited

Further information: The Fund forms part of the First Sentier Investors ICVC (the Company). The prospectus, annual and semi-annual reports of the Company as a whole are available free of charge on firstsentierinvestors.com or by contacting First Sentier Investors, PO Box 404, Darlington, DL1 9UZ. All documents are available in English.

Other practical information: The Fund's share price and other information about the Fund is available at firstsentierinvestors.com. The prospectus, annual and semi-annual reports contain information about all of the sub-funds and share classes of the Company.

Tax legislation: The Fund is subject to UK tax laws. This may have an impact on your personal tax position. For further details, please speak to your tax adviser.

Liability statement: First Sentier Investors (UK) Funds Limited (as management company) may be held liable solely on the basis of any statement contained in this document that is misleading, inaccurate or inconsistent with the relevant parts of the prospectus for the Company.

Fund information: Each sub-fund of the Company is responsible for meeting its own debts. The sub-funds are segregated by law. This means that investments of the Fund cannot be used to pay the debts of the other sub-funds.

You can exchange shares in the Fund for shares in another sub-fund, which is called switching. There may be a charge for switching, as indicated above in 'Charges for this Fund'.

Remuneration: Information on the current remuneration policy of First Sentier Investors (UK) Funds Limited, including a description of how remuneration and benefits are calculated and the identity of persons responsible for awarding the remuneration and benefits, is available at firstsentierinvestors.com. A paper copy of this information is available free of charge upon request from First Sentier Investors, PO Box 404, Darlington, DL1 9UZ.

Key Investor Information

This document provides you with key investor information about this Fund. It is not marketing material. The information is required by law to help you understand the nature and the risks of investing in this Fund. You are advised to read it so you can make an informed decision about whether to invest.

European Index Fund

a sub-fund of HSBC Index Tracker Investment Funds, (the "OEIC");
managed by HSBC Global Asset Management (UK) Limited

Class: Income C
ISIN: GB00B80QGD89

Explanations of terms shown within the objectives and policy in bold, can be found within the glossary on our website: <http://www.assetmanagement.hsbc.com>.


Objectives and Investment Policy

- The Fund aims to track the performance of the FTSE Developed Europe excluding UK Index (the "Index") before the deduction of charges and tax.
- The Index is made up of large and medium sized companies covering developed markets in Europe excluding the UK.
- The Fund will invest directly in shares (**equities**) of all of the companies that make up the Index and in the same or very similar proportions in which they are included in the Index.
- However, there may be circumstances when it is not possible or practical for the Fund to invest in shares of all the companies of the Index. The Fund may not invest in all the companies of the Index to manage transaction costs or to reflect market conditions, regulations or HSBC's banned weapons policy.
- The Fund may hold cash and other funds, including funds managed by the **HSBC Group**, to manage day-to-day cash flow requirements.
- The anticipated **tracking error** for the Fund is expected to be up to 0.10%.

Use of derivatives

- The Fund may invest in different types of **derivatives** for **efficient portfolio management**, including **hedging**. In particular the Fund may use **derivatives** to help it manage cash flows and dividend payments with the aim of generating **returns** that are consistent with the Index. The use of **derivatives** will be consistent with the risk profile of the Fund.
- The Fund may enter into securities lending transactions for up to 29% of its assets. However, this is not expected to exceed 25%.
- Income is distributed.
- You may sell your investment on any business day by contacting the administrator before the dealing deadline at 12pm.
- Recommendation: this Fund may not be appropriate for investors who plan to withdraw their money within a period of 5 years.

Risk and Reward Profile



The risk and reward indicator is based on historical data and may not be a reliable indication of the future risk profile of the Fund.

The risk and reward category shown is not guaranteed to remain unchanged and may shift over time. The lowest category does not mean a risk-free investment.

Why is this Fund in this specific category?

This Fund is classified in category 6 because its price or simulated data has shown high fluctuations historically.

Material risks not fully captured by the Risk and Reward Indicator:

- **Counterparty Risk** The possibility that the counterparty to a transaction may be unwilling or unable to meet its obligations.
- **Derivatives Risk** Derivatives can behave unexpectedly. The pricing and volatility of many derivatives may diverge from strictly

reflecting the pricing or volatility of their underlying reference(s), instrument or asset.

- **Exchange Rate Risk** Changes in currency exchange rates could reduce or increase investment gains or investment losses, in some cases significantly.
- **Index Tracking Risk** To the extent that the Fund seeks to replicate index performance by holding individual securities, there is no guarantee that its composition or performance will exactly match that of the target index at any given time ("tracking error").
- **Investment Leverage Risk** Investment Leverage occurs when the economic exposure is greater than the amount invested, such as when derivatives are used. A Fund that employs leverage may experience greater gains and/or losses due to the amplification effect from a movement in the price of the reference source.
- **Liquidity Risk** Liquidity is a measure of how easily the Fund's holdings can be quickly converted to cash. The value of the Fund's holdings may be significantly impacted by liquidity risk during adverse market conditions.
- **Operational Risk** Operational errors may affect transactions, valuation, accounting, financial reporting and other processes relating to the Fund.

Charges

The charges you pay are used to pay the running costs of the Fund, including the marketing and distribution costs. These charges reduce the potential growth of the investment.

One-off charges taken before or after you invest

Entry charge	0.00%
Exit charge	0.00%

This is the maximum that might be taken out of your money before it is invested or before the proceeds of your investment are paid out.

Charges taken from the Fund over a year

Ongoing charge	0.08%
----------------	-------

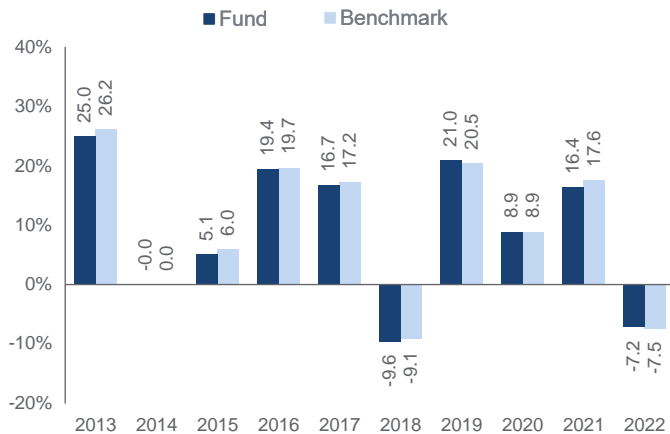
Charges taken from the Fund under certain specific conditions

Performance fee	None
-----------------	------

- The entry and exit charges shown are the maximum that may be charged. In some cases you may pay less. You can obtain the actual charges from your financial adviser.
- A conversion charge may be payable.
- The ongoing charges figure is based on last year's expenses for the year ending 15/11/2022. Charges may vary from year to year.

Further information on Charges can be found in the "Fees and Expenses" section of the Fund's Prospectus.

Past Performance



- Warning: the performance returns before the change in investment objective(s) on 01 March 2013 were achieved under circumstances that no longer apply.
- Past performance is not a guide to future performance; the value of your investment and any income from it can go down as well as up.
- Performance returns are based on the net asset value with distributable income reinvested. Past performance takes account of all ongoing charges but not entry, exit or conversion charges.
- The past performance of this share class is calculated in GBP.
- The performance of the Fund is shown against the performance of the FTSE Developed Europe ex UK Index.
- Historically the benchmark has been: FTSE All World Developed Europe ex UK Gross from launch until 28/02/2013.
- The Fund was launched on 14 January 1989.

Practical Information

Depository

State Street Trustees Limited.

Further information

Further information about the OEIC including the latest Prospectus, latest published prices of shares, annual report and half yearly report may be obtained free of charge, in English, from the Administrator, HSBC Global Asset Management (UK) Limited, Sunderland SR43 4BF or by visiting www.assetmanagement.hsbc.com. The most recent Prospectus is available in English. This document describes a single share class of the OEIC. The Prospectus, annual and half yearly reports are prepared for the entire OEIC.

Share classes

Other share classes are available, as detailed in the Prospectus. It is possible to convert your shares into a different share class or switch your shares into a different Fund within the OEIC. Details of how to do this are in the Prospectus (please note an initial charge may apply).

Remuneration Policy

The Remuneration Policy of the Authorised Corporate Director, which describes the remuneration practices and governance arrangements for UCITS and AIFMD Authorised entities, is available at www.assetmanagement.hsbc.com (please select "About Us" then "Our Governance" then "Remuneration Practices and Governance Arrangements for UCITS and AIFMD Authorised Entities") or on request free of charge from the Administrator.

Tax

UK tax legislation may have an impact on your personal position.

Management Company

HSBC Global Asset Management (UK) Limited, the Authorised Corporate Director, may be held liable solely on the basis of any statement contained in this document that is misleading, inaccurate or inconsistent with the relevant parts of the Prospectus for the OEIC.

Segregated liability

The OEIC is an umbrella investment company with segregated liability between Funds. This means that the holdings of one Fund are kept separate from the holdings of the other Funds and your investment in the Fund cannot be used to pay the liabilities of any other Fund.

The Fund is authorised in the United Kingdom and regulated by the Financial Conduct Authority. HSBC Global Asset Management (UK) Limited is authorised in the United Kingdom and regulated by the Financial Conduct Authority.

This key investor information is accurate as at 16 February 2023.

KEY INVESTOR INFORMATION

This document provides you with key investor information about this Fund. It is not marketing material. The information is required by law to help you understand the nature and risks of investing in this Fund. You are advised to read it so you can make an informed decision about whether to invest.

iShares ESG Overseas Corporate Bond Index Fund (UK)

A sub-fund of BlackRock Collective Investment Funds

Class D Income GBP

ISIN: GB00BNB74B95

Manager: BlackRock Fund Managers Limited

Objectives and Investment Policy

- ▶ The Fund aims to provide a return on your investment (generated through an increase in the value of the assets held by the Fund and/or income received from those assets), by tracking closely the performance of the ICE ESG Global Corporate Ex GBP Index (the Fund's benchmark index).
- ▶ The Fund is passively managed and the Investment Manager (IM) has limited discretion to select the Fund's investments and in doing so may take into consideration the benchmark index. The Fund invests in fixed income securities (such as bonds) that make up the benchmark index and, at the time of purchase, comply with the credit rating requirements of the benchmark index.
- ▶ The Fund's benchmark index measures the performance of fixed income securities issued by companies in global markets excluding issues denominated in Pounds Sterling. The Fund's benchmark index also seeks to exclude issuers based on the index provider's environmental, social and governance (ESG) ratings and exclusionary criteria. The index provider seeks to limit and/or exclude from the benchmark index corporate issuers which are determined by the index provider (often by reference to specific revenue thresholds or to any connection to an activity regardless of any revenue received) as having exposure to, or other ties with, certain activities including: controversial weapons, tobacco, nuclear weapons, civilian firearms, thermal coal, oil sands, fossil fuel reserves, oil and gas equipment and services, oil and gas extraction and production. Issuers that are classified by the index provider as violating United Nations Global Compact principles (which are widely accepted corporate sustainability principles that meet fundamental responsibilities in areas such as anti-corruption, human rights, labour and environmental) are also excluded from the benchmark index. The benchmark index excludes companies which score below a certain Sustainalytics ESG Rating which are identified by the index provider as being involved in controversies that have a negative ESG impact on their operations and/or products and services based on a Sustainalytics ESG controversy score.
- ▶ The fixed income securities in the Fund's benchmark index will pay income according to a fixed rate of interest and will be investment grade (i.e. meet a specified level of credit worthiness) at the time of inclusion in the benchmark index.
- ▶ The Fund uses techniques to achieve a similar return to its benchmark index. These techniques may include the strategic selection of certain securities that make up the benchmark index or other fixed income securities which provide similar performance to certain constituent securities. They may also include the use of derivatives (i.e. investments the prices of which based on one or more underlying assets).
- ▶ The Fund may also engage in short term secured lending of its investments to certain eligible third parties. This is used as a means of generating additional income and to off-set the costs of the Fund.
- ▶ Recommendation: This Fund may not be appropriate for short-term investment.
- ▶ Your units will be income units (i.e. dividend income will be paid semi-annually on the units).
- ▶ Your units will be denominated in Sterling, the Fund's base currency.
- ▶ You can buy and sell your units daily. The minimum initial investment for this unit class is £100,000.

For more information on the Fund, share/unit classes, risks and charges, please see the Fund's prospectus, available on the product pages at www.blackrock.com

Risk and Reward Profile



- ▶ This indicator is based on historical data and may not be a reliable indication of the future risk profile of the Fund.
- ▶ The risk category shown is not guaranteed and may change over time.
- ▶ The lowest category does not mean risk free.
- ▶ The Fund is rated four due to the nature of its investments which include the risks listed below. These factors may impact the value of the Fund's investments or expose the Fund to losses.
 - Credit risk, changes to interest rates and/or issuer defaults will have a significant impact on the performance of fixed income securities. Potential or actual credit rating downgrades may increase the level of risk.
- The benchmark index only excludes companies engaging in certain activities inconsistent with ESG criteria if such activities exceed the thresholds determined by the index provider. Investors should therefore make a personal ethical assessment of the benchmark index's ESG screening prior to investing in the Fund. Such ESG screening may adversely affect the value of the Fund's investments compared to a fund without such screening.
- ▶ Particular risks not adequately captured by the risk indicator include:
 - Counterparty Risk: The insolvency of any institutions providing services such as safekeeping of assets or acting as counterparty to derivatives or other instruments, may expose the Fund to financial loss.
 - Credit Risk: The issuer of a financial asset held within the Fund may not pay income or repay capital to the Fund when due. If a financial institution is unable to meet its financial obligations, its financial assets may be subject to a write down in value or converted (i.e. "bail-in") by relevant authorities to rescue the institution.
 - Liquidity Risk: Lower liquidity means there are insufficient buyers or sellers to allow the Fund to sell or buy investments readily.

Charges

The charges are used to pay the costs of running the Fund, including the costs of marketing and distributing it. These charges reduce the potential growth of your investment.

The entry and exit charges shown are maximum figures. In some cases you might pay less. Please refer to your financial advisor or the distributor for the actual entry and exit charges.

*Subject to a charge of up to 2% paid into the Fund where the Manager suspects excessive trading by an investor.

The ongoing charges figure is based on expenses for the twelve month period ending 31 December 2022. This figure may vary from year to year. It excludes portfolio trade-related costs, except costs paid to the custodian and any entry/exit charge paid to an underlying collective investment scheme (if any).

** To the extent the Fund undertakes securities lending to reduce costs, the Fund will receive 62.5% of the associated revenue generated and the remaining 37.5% will be received by BlackRock as the securities lending agent. As securities lending revenue sharing does not increase the costs of running the Fund, this has been excluded from the ongoing charges.

One-off charges taken before or after you invest	
Entry Charge	None
Exit Charge	None*

This is the maximum that might be taken out of your money before it is invested or before proceeds of your investments are paid out.

Charges taken from the Fund over each year	
Ongoing Charges	0.11%**
Charges taken from the Fund under certain conditions	
Performance Fee	None

Past Performance

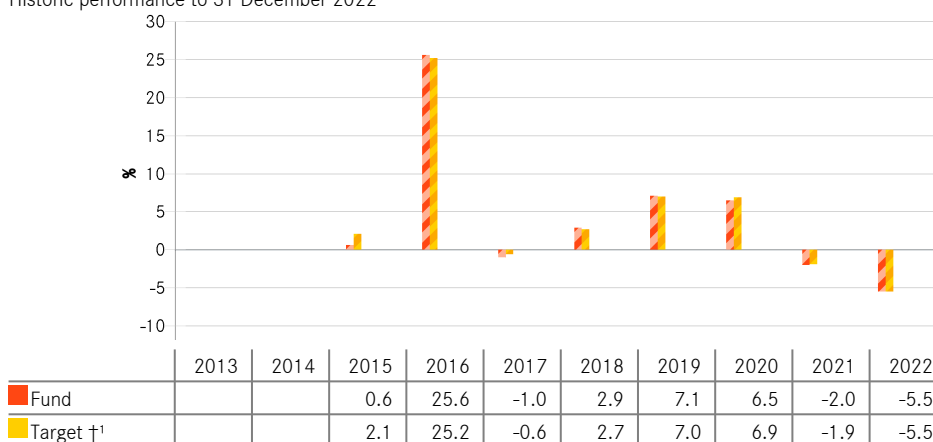
Past performance is not a guide to future performance.

The chart shows the Fund's annual performance in GBP for each full calendar year over the period displayed in the chart. It is expressed as a percentage change of the Fund's net asset value at each year-end. The Fund was launched in 2011. The unit class was launched in 2014.

Performance is shown after deduction of ongoing charges. Any entry/exit charges are excluded from the calculation.

†¹ICE ESG Global Corporate Ex GBP Index (GBP)

Historic performance to 31 December 2022



During this period performance was achieved under circumstances that no longer apply.

*Prior to 05 July 2022, the Fund used a different benchmark which is reflected in the benchmark data.

Practical Information

- ▶ The trustee and depositary of the Fund is The Bank of New York Mellon (International) Limited, which also acts as custodian.
- ▶ Further information about the Fund can be obtained from the latest annual report and half-yearly reports of the BlackRock Collective Investment Funds (BCIF). These documents are available free of charge in English. These can be found, along with other information, such as unit prices, on the BlackRock website at www.blackrock.com, on the iShares website at www.ishares.com or by calling Investor Services on 0800 44 55 22.
- ▶ Investors should note that the tax legislation that applies to the Fund may have an impact on the personal tax position of your investment in the Fund.
- ▶ The Fund is a sub-fund of BCIF, an umbrella structure comprising different sub-funds. This document is specific to the Fund and unit class stated at the beginning of this document. However, the prospectus, annual and half-yearly reports are prepared for the umbrella.
- ▶ BlackRock Fund Managers Limited may be held liable solely on the basis of any statement contained in this document that is misleading, inaccurate or inconsistent with the relevant parts of the Fund's prospectus.
- ▶ The assets of the Fund are held on trust for its unitholders under English trust law which means that its assets cannot be used to discharge the liabilities of other sub-funds within BCIF. In addition, the Fund's assets are held separately from the assets of other sub-funds.
- ▶ Investors may switch their units in the Fund for units in another sub-fund within BCIF, subject to meeting certain conditions as set out in the prospectus.
- ▶ The Remuneration Policy of the Management Company, which describes how remuneration and benefits are determined and awarded, and the associated governance arrangements, is available at www.blackrock.com/Remunerationpolicy or on request from the registered office of the Management Company.

Key Investor Information

This document provides you with key investor information about this fund. It is not marketing material. The information is required by law to help you understand the nature and the risks of investing in this fund. You are advised to read it so you can make an informed decision about whether to invest.

Legal & General All Stocks Gilt Index Trust Unit Class I GBP Income - ISIN: GB00B8387G12

The authorised fund manager of the Fund is Legal & General (Unit Trust Managers) Limited (the "**Manager**").

OBJECTIVES AND INVESTMENT POLICY

- The objective of the Fund is to track the performance of the FTSE Actuaries UK Conventional Gilts All Stocks Index, the "**Benchmark Index**" before fees and expenses are applied. Fund performance may differ from the Benchmark Index due to the deduction of fees and expenses and the impact of any tracking error factors.
- The Benchmark Index comprises government or other public bonds (a type of loan that pays interest) issued by the government of the United Kingdom (known as gilts) in accordance with the index provider's methodology.
- The gilts that the Fund invests in will be investment grade bonds (rated as lower risk). Investment grade bonds are bonds that have achieved a higher credit rating from a rating agency. Credit ratings give an indication of how likely it is that the issuer of a bond will be able to pay back interest and the loan on time.
- The Fund seeks to replicate as closely as possible the constituents of the Benchmark Index.
- The Fund will have at least 90% exposure to assets that are included in the Benchmark Index.
- The Fund may also invest in government or other public bonds issued by the government of the United Kingdom which are reasonably expected to become part of the Benchmark Index in the near future or are an alternative to a constituent of the Benchmark Index, money market instruments (such as treasury bills), cash, deposits and collective investment schemes, including those managed or operated by the Manager or an associate of the Manager.
- The Manager may only hold money market instruments and deposits for liquidity purposes to facilitate the redemption of units and the efficient management of the Fund.
- The Fund may use derivatives (contracts which have a value linked to the price of another asset) to:
 - reduce risk or cost; or
 - generate additional capital or income with no, or an acceptably low, level of risk.

Other information:

- The Fund is passively managed as it tracks the Benchmark Index.
- Your units will be income units. Income from the Fund's investments will be paid out to you every six months (as interest). This will reduce your capital growth accordingly.
- You can buy or sell units in this Fund on any business day. You need to contact us with your instruction before 12 noon. This is the time we calculate unit prices for this Fund. If you contact us after 12 noon, the units will be bought or sold at the next business day's price.
- The Fund's base currency is denominated in GBP.
- This Fund may be suitable for investors looking to invest in bonds issued by the UK government (known as gilts), as represented by the Benchmark Index.
- Although investors can take their money out at any time, this Fund may not be appropriate for those who plan to withdraw their money within five years.
- This Fund is not designed for investors who cannot afford more than a minimal loss of their investment.
- If you do not understand this document we recommend you seek additional information to help you decide if this Fund is right for you.

RISK AND REWARD PROFILE



- The Risk and Reward Indicator table demonstrates where the Fund ranks in terms of its potential risk and reward. The higher the rank the greater the potential reward but the greater the risk of losing money. It is not guaranteed to remain the same and may change over time. It is based on historical data and may not be a reliable indication of the future risk profile of the Fund. The shaded area in the table above shows the Fund's ranking on the Risk and Reward Indicator.
- The Fund is in category 4 because it invests in company or government bonds which are sensitive to changes in interest rates, inflation and credit. This can be driven by political and economic changes and other significant events and may cause the value to go up and down. Bonds that are closer to their maturity date tend to be more stable in value. Bonds are generally considered to be higher risk investments than cash, but lower risk than company shares.
- Even a fund in the lowest category is not a risk free investment.
- The value of your investment and any income you take from it may fall as well as rise and is not guaranteed. You might get back less than you invest. Further information on the risks of investing in this fund is contained in the Prospectus available at www.legalandgeneral.com/reports.

The risk and reward indicator may not take account of the following risks of investing in the Fund:

- Derivatives are highly sensitive to changes in the value of the asset on which they are based and can increase the size of losses and gains.
- The Fund could lose money if any institutions providing services such as acting as counterparty to derivatives or other instruments, becomes unwilling or unable to meet its obligations to the Fund.
- The Fund invests directly or indirectly in bonds which are issued by companies or governments. If these companies or governments experience financial difficulty, they may be unable to pay back some or all of the interest, original investment or other payments that they owe. If this happens, the value of the Fund may fall.
- This Fund holds bonds that are traded through agents, brokers or investment banks matching buyers and sellers. This makes the bonds less easy to buy and sell than investments traded on an exchange. In exceptional circumstances the Fund may not be able to sell bonds and may defer withdrawals, or suspend dealing. The Directors can only delay paying out if it is in the interests of all investors and with the permission of the Fund depositary.
- Investment returns on bonds are sensitive to trends in interest rate movements. Such changes will affect the value of your investment.
- We may take some or all of the ongoing charges from the Fund's capital rather than the Fund's income. This increases the amount of income, but it reduces the growth potential and may lead to a fall in the value of the Fund.



CHARGES

The charges you pay are used to pay the costs of running the Fund, including the costs of marketing and distributing it. These charges reduce the potential return from your investment.

One-off charges taken before or after you invest

Entry charge	0.00%
Exit charge	0.00%

This is the maximum that might be taken out of your money before it is invested.

The price for buying and selling units is subject to a Dilution Adjustment See opposite.

Charges taken from the fund over each year

Ongoing charge	0.15%
----------------	-------

Charges taken from the fund under certain specific conditions

Performance fee	None
-----------------	------

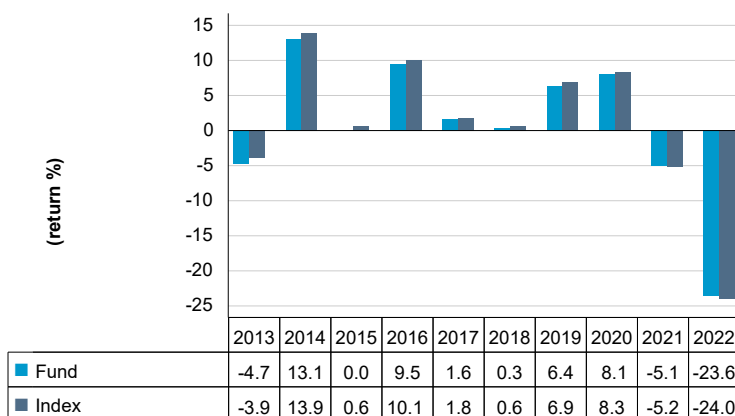
- There are no entry or exit charges.
- The ongoing charges figure is based on the latest available expenses at January 2023. This figure may vary from year to year.
- This Fund's ongoing charges include any charges made by any other funds it may invest in. They exclude portfolio transaction costs.
- The ongoing charges are taken partly from the income and partly from the capital of the Fund.

Other costs:

- **Dilution adjustment:** On any day, the prices for buying or selling units in this Fund are the same. The Fund manager calculates a single price for this Fund based on the mid-point between the buying and selling prices of the Fund's assets. In certain circumstances, the Fund manager can adjust this price to account for whether there is more money going into or coming out of the Fund. This is called a 'dilution adjustment'.
- This can vary but as an example for this Fund we estimate 0.06% for purchases and 0.06% for sales at 02 February 2023. The amount of the dilution adjustment may differ in future.

For more information about charges and costs, please see the charges and expenses section in the Fund's Prospectus, or visit our website at www.legalandgeneral.com/chargesandfees.

PAST PERFORMANCE



- Past performance is not a guide to future performance.
- The figures for the Fund take into account the ongoing charges and assume income (after any tax) is reinvested.
- The performance has been calculated in GBP.
- The Fund may not replicate the performance of the Benchmark Index perfectly due to tracking errors such as expenses, tax and transaction costs incurred by the Fund, which are not included in the Index.
- The annual return is for a 12 month period ending 31 December.
- The Fund launched in 1981.
- This unit class launched in 2012.

PRACTICAL INFORMATION

- The trustee and depositary is Northern Trust Investor Services Limited.
- You can obtain further information about the Fund including copies of its prospectus and the latest annual and semi-annual reports at www.legalandgeneral.com/reports. Paper copies of these documents are also available free of charge in English from Legal & General Investments, PO Box 6080, Wolverhampton WV1 9RB.
- Investors can get other practical information, including the latest prices, dilution adjustment and details of any other unit classes that are available, by calling us on **0370 050 0955** Monday to Friday between 9:00a.m. to 5:00p.m. Call charges will vary.
- This Fund is subject to the tax legislation of the United Kingdom, which may have an impact on each investor's personal tax position.
- Legal & General (Unit Trust Managers) Limited may be held liable solely on the basis of any statement contained in this document that is misleading, inaccurate or inconsistent with the relevant parts of the Prospectus for the Fund.
- Details of our Remuneration Policy including our Remuneration Committee and how remuneration and benefits are calculated can be accessed from www.lgim.com/remuneration. A paper copy is also available free of charge upon request.

Key Investor Information

This document provides you with key investor information about this fund. It is not marketing material. The information is required by law to help you understand the nature and the risks of investing in this fund. You are advised to read it so you can make an informed decision about whether to invest.

Legal & General Cash Trust Unit Class I GBP Income - ISIN: GB00BJKGG240

The authorised fund manager of the Fund is Legal & General (Unit Trust Managers) Limited (the "Manager").

OBJECTIVES AND INVESTMENT POLICY

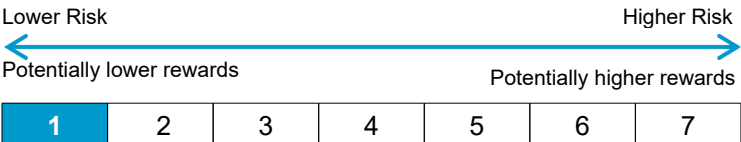
- The objective of this Fund is to maintain capital and to provide a return in line with money market rates, before charges.
- The Fund will generally invest in short term deposits, certificates of deposit, government bonds (predominantly UK) issued in pounds sterling (a type of loan that pays interest) and Repos. Repos are an agreement between two parties to sell or buy an asset and later reverse the trade at an agreed date and price.
- Where the Manager considers it appropriate, for example, in times of market stress, the Fund may be significantly invested in government and public securities.
- The maximum maturity of the instruments the Fund invests in is 397 days but the Fund must maintain a weighted average maturity of less than 60 days.
- The bonds that the Fund invests in must be investment grade (rated as lower risk). Investment grade bonds are bonds that have achieved a higher credit rating from a rating agency. Credit ratings give an indication of how likely it is that the issuer of a bond will be able to pay back interest and the loan on time.
- The Fund may use derivatives (contracts which have a value linked to the price of another asset) to:
 - reduce risk or cost; or
 - generate additional capital or income with no, or an acceptably low, level of risk.
- The Fund may also invest in other fixed income securities, other money

market instruments and collective investment schemes.

Other information:

- The Fund is actively managed as the Manager uses their expertise to select investments to achieve the Fund's objective.
- The IA Short Term Money Market is a benchmark which is used as a performance comparator of the Fund. See the Past Performance section for further details.
- The Fund is a short-term variable net asset value money market fund.
- Your units will be income units. Income from the Fund's investments will be paid out to you every three months (as interest). This will reduce your capital growth accordingly.
- You can buy or sell units in this Fund on any business day. You need to contact us with your instruction before 12 noon. This is the time we calculate unit prices for this Fund. If you contact us after 12 noon, the units will be bought or sold at the next business day's price.
- The Fund's base currency is denominated in GBP.
- This Fund is designed for investors looking to preserve their money from an investment in deposits and short term instruments.
- This Fund may be appropriate for investors looking to invest for a short period of time.
- If you do not understand this document we recommend you seek additional information to help you decide if this Fund is right for you.

RISK AND REWARD PROFILE



- The Risk and Reward Indicator table demonstrates where the Fund ranks in terms of its potential risk and reward. The higher the rank the greater the potential reward but the greater the risk of losing money. It is not guaranteed to remain the same and may change over time. It is based on historical data and may not be a reliable indication of the future risk profile of the Fund. The shaded area in the table above shows the Fund's ranking on the Risk and Reward Indicator.
 - The Fund is in category 1 as it invests in instruments which are very liquid, have short maturities which have a high credit rating and are considered lower risk than longer maturing securities.
 - Even a fund in the lowest category is not a risk free investment.
 - The value of your investment and any income you take from it may fall as well as rise and is not guaranteed. You might get back less than you invest.
- Further information on the risks of investing in this fund is contained in the Prospectus available at www.legalandgeneral.com/reports. The risk and reward indicator may not take account of the following risks of investing in the Fund:
- When interest rates are low or negative and if the Fund's income is not enough to pay the charges, the Fund's capital will be used instead. This may cause capital erosion and the value of the Fund to fall. Where interest rates

- are negative, you may not receive interest payments and the value of your Fund may decrease.
- Derivatives are highly sensitive to changes in the value of the asset on which they are based and can increase the size of losses and gains.
- The Fund could lose money if any institutions providing services such as acting as counterparty to derivatives or other instruments, becomes unwilling or unable to meet its obligations to the Fund.
- The Fund has money on deposit with companies such as banks or other financial institutions and invests in bonds which are issued by the government. If these companies or the government experience financial difficulty, they may be unable to pay back some or all of the interest, original investment or other payments that they owe. If this happens, the value of the Fund may fall.
- This Fund holds bonds that are traded through agents, brokers or investment banks matching buyers and sellers. This makes the bonds less easy to buy and sell than investments traded on an exchange. In exceptional circumstances the Fund may not be able to sell bonds and may defer withdrawals, or suspend dealing. The Directors can only delay paying out if it is in the interests of all investors and with the permission of the Fund depositary.
- Investment returns on bonds are sensitive to trends in interest rate movements. Such changes will affect the value of your investment.
- We may take some or all of the ongoing charges from the Fund's capital rather than the Fund's income. This increases the amount of income, but it reduces the growth potential and may lead to a fall in the value of the Fund.



CHARGES

The charges you pay are used to pay the costs of running the Fund, including the costs of marketing and distributing it. These charges reduce the potential return from your investment.

One-off charges taken before or after you invest

Entry charge	0.00%
Exit charge	0.00%

This is the maximum that might be taken out of your money before it is invested.

The price for buying and selling units is subject to a Dilution Adjustment See opposite.

Charges taken from the fund over each year

Ongoing charge	0.15%
----------------	-------

Charges taken from the fund under certain specific conditions

Performance fee	None
-----------------	------

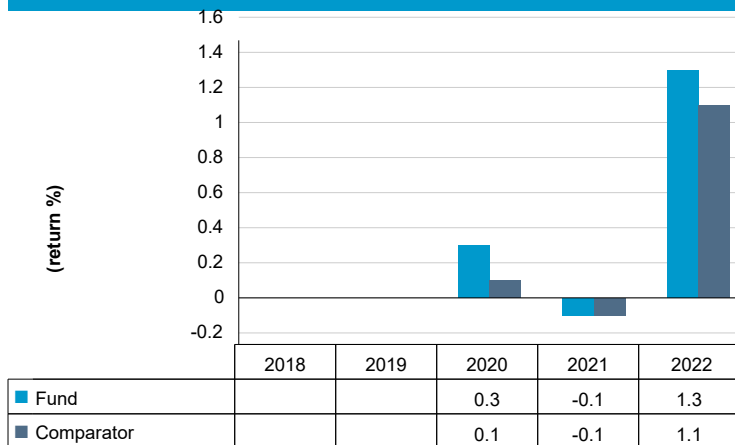
- There are no entry or exit charges.
- The ongoing charges figure is based on the latest available expenses at April 2023. This figure may vary from year to year.
- This Fund's ongoing charges include any charges made by any other funds it may invest in. They exclude portfolio transaction costs.
- The ongoing charges are taken from the Income of the Fund.

Other costs:

- **Dilution adjustment:** On any day, the prices for buying or selling units in this Fund are the same. The Fund manager calculates a single price for this Fund based on the mid-point between the buying and selling prices of the Fund's assets. In certain circumstances, the Fund manager can adjust this price to account for whether there is more money going into or coming out of the Fund. This is called a 'dilution adjustment'.
- This can vary but as an example for this Fund we estimate 0.00% for purchases and 0.00% for sales at 02 February 2023. The amount of the dilution adjustment may differ in future.

For more information about charges and costs, please see the charges and expenses section in the Fund's Prospectus, or visit our website at www.legalandgeneral.com/chargesandfees.

PAST PERFORMANCE



- Past performance is not a guide to future performance.
- The figures for the Fund take into account the ongoing charges and assume income (after any tax) is reinvested.
- The performance has been calculated in GBP.
- The annual return is for a 12 month period ending 31 December.
- The Fund launched in 1992.
- This unit class launched in 2019.
- To assess the performance of the Fund, it can be compared to the IA sector, Short Term Money Market (referred to as the "Comparator" in the chart opposite).

PRACTICAL INFORMATION

- The trustee and depositary is Northern Trust Investor Services Limited.
- You can obtain further information about the Fund including copies of its prospectus and the latest annual and semi-annual reports at www.legalandgeneral.com/reports. Paper copies of these documents are also available free of charge in English from Legal & General Investments, PO Box 6080, Wolverhampton WV1 9RB.
- Investors can get other practical information, including the latest prices, dilution adjustment and details of any other unit classes that are available, by calling us on **0370 050 0955** Monday to Friday between 9:00a.m. to 5:00p.m. Call charges will vary.
- This Fund is subject to the tax legislation of the United Kingdom, which may have an impact on each investor's personal tax position.
- Legal & General (Unit Trust Managers) Limited may be held liable solely on the basis of any statement contained in this document that is misleading, inaccurate or inconsistent with the relevant parts of the Prospectus for the Fund.
- Details of our Remuneration Policy including our Remuneration Committee and how remuneration and benefits are calculated can be accessed from www.lgim.com/remuneration. A paper copy is also available free of charge upon request.

Key Investor Information

This document provides you with key investor information about this fund. It is not marketing material. The information is required by law to help you understand the nature and the risks of investing in this fund. You are advised to read it so you can make an informed decision about whether to invest.

Legal & General Global Inflation Linked Bond Index Fund Unit Class I GBP Income - ISIN: GB00BBHXNM10

The authorised fund manager of the Fund is Legal & General (Unit Trust Managers) Limited (the "**Manager**").

OBJECTIVES AND INVESTMENT POLICY

- The objective of the Fund is to track the performance of the Bloomberg World Government Ex UK Inflation Linked Bonds Hedged GBP Index, the "**Benchmark Index**" before fees and expenses are applied. Fund performance may differ from the Benchmark Index due to the deduction of fees and expenses and the impact of any tracking error factors.
- The Fund seeks to replicate as closely as possible the constituents of the Benchmark Index. The Fund will have at least 90% exposure to assets that are included in the Benchmark Index.
- The Benchmark Index is comprised of bonds (a type of loan that pays interest) issued by governments across all geographical areas (excluding the UK) which are denominated in the local currency of the country and which are linked to the rate of inflation in the country.
- The Fund may invest in sub-investment grade bonds. The bonds that the Fund invests in will be a mixture of investment grade bonds (rated as lower risk) and sub-investment grade bonds (rated as higher risk). The mix will closely match that of the Benchmark Index. Investment and sub-investment grade bonds are bonds that have been given a credit rating by a rating agency. Credit ratings give an indication of how likely it is that the issuer of a bond will be able to pay back interest and the loan on time.
- The Fund may also invest in bonds which are reasonably expected to become part of the Benchmark Index in the near future or are an alternative to a constituent of the Benchmark Index, money market instruments (such as treasury bills), cash, deposits and collective investment schemes, including those managed or operated by the Manager or an associate of the Manager.
- The Fund will use forward foreign exchange or currency future derivatives in

- order to manage the currency exposure in line with the Benchmark Index. The Fund may use other types of derivatives (contracts which have a value linked to the price of another asset) to:
- reduce risk or cost; or
 - generate additional capital or income with no, or an acceptably low, level of risk.
- Other information:**
- The Fund is passively managed as it tracks the Benchmark Index.
 - Your units will be income units. Income from the Fund's investments will be paid out to you every six months (as interest). This will reduce your capital growth accordingly.
 - You can buy or sell units in this Fund on any business day. You need to contact us with your instruction before 3pm. This is the time we calculate unit prices for this Fund. If you contact us after 3pm, the units will be bought or sold at the next business day's price.
 - The Fund's base currency is denominated in GBP.
 - This Fund may be suitable for investors looking to invest in global inflation linked bonds excluding those issued by the UK government, as represented by the Benchmark Index.
 - Although investors can take their money out at any time, this Fund may not be appropriate for those who plan to withdraw their money within five years.
 - This Fund is not designed for investors who cannot afford more than a minimal loss of their investment.
 - If you do not understand this document we recommend you seek additional information to help you decide if this Fund is right for you.

RISK AND REWARD PROFILE



- The Risk and Reward Indicator table demonstrates where the Fund ranks in terms of its potential risk and reward. The higher the rank the greater the potential reward but the greater the risk of losing money. It is not guaranteed to remain the same and may change over time. It is based on historical data and may not be a reliable indication of the future risk profile of the Fund. The shaded area in the table above shows the Fund's ranking on the Risk and Reward Indicator.
- The Fund is in category 4 because it invests in company or government bonds which are sensitive to changes in interest rates, inflation and credit. This can be driven by political and economic changes and other significant events and may cause the value to go up and down. Bonds that are closer to their maturity date tend to be more stable in value. Bonds are generally considered to be higher risk investments than cash, but lower risk than company shares.
- Even a fund in the lowest category is not a risk free investment.
- The value of your investment and any income you take from it may fall as well as rise and is not guaranteed. You might get back less than you invest. Further information on the risks of investing in this fund is contained in the Prospectus available at www.legalandgeneral.com/reports. The risk and reward indicator may not take account of the following risks of investing in the Fund:
- The Fund invests in inflation-linked bonds, which are particularly sensitive to changes in inflation rates. Their values are likely to fall when inflation rates

- fall.
- The Fund may have underlying investments that are valued in currencies that are different from GBP. Exchange rate fluctuations will impact the value of your investment. Currency hedging techniques may be applied to reduce this impact but may not entirely eliminate it.
 - Derivatives are highly sensitive to changes in the value of the asset on which they are based and can increase the size of losses and gains.
 - There may be differences in performance between the fund's assets and the derivatives used to manage the fluctuation of exchange rates with Sterling. This could result at times in the fund being over protected or under protected against these fluctuations.
 - The Fund could lose money if any institutions providing services such as acting as counterparty to derivatives or other instruments, becomes unwilling or unable to meet its obligations to the Fund.
 - The Fund invests directly or indirectly in bonds which are issued by companies or governments. If these companies or governments experience financial difficulty, they may be unable to pay back some or all of the interest, original investment or other payments that they owe. If this happens, the value of the Fund may fall.
 - This Fund holds bonds that are traded through agents, brokers or investment banks matching buyers and sellers. This makes the bonds less easy to buy and sell than investments traded on an exchange. In exceptional circumstances the Fund may not be able to sell bonds and may defer withdrawals, or suspend dealing. The Directors can only delay paying out if it is in the interests of all investors and with the permission of the Fund depositary.
 - Investment returns on bonds are sensitive to trends in interest rate movements. Such changes will affect the value of your investment.



CHARGES

The charges you pay are used to pay the costs of running the Fund, including the costs of marketing and distributing it. These charges reduce the potential return from your investment.

One-off charges taken before or after you invest

Entry charge	0.00%
Exit charge	0.00%

This is the maximum that might be taken out of your money before it is invested.

The price for buying and selling units is subject to a Dilution Adjustment See opposite.

Charges taken from the fund over each year

Ongoing charge	0.23%
----------------	-------

Charges taken from the fund under certain specific conditions

Performance fee	None
-----------------	------

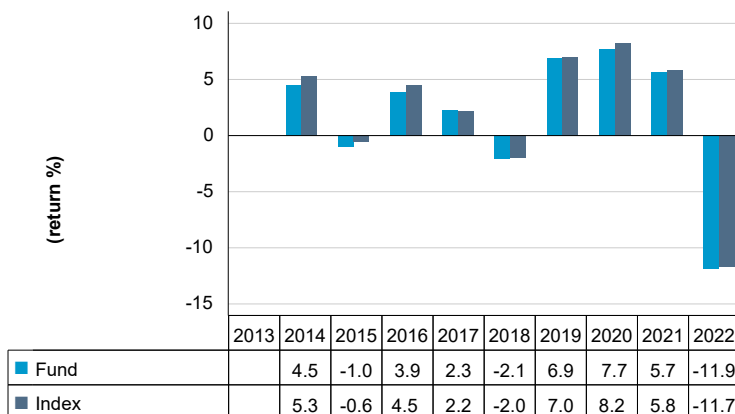
- There are no entry or exit charges.
- The ongoing charges figure is based on the latest available expenses at January 2023. This figure may vary from year to year.
- This Fund's ongoing charges include any charges made by any other funds it may invest in. They exclude portfolio transaction costs.
- The ongoing charges are taken from the Income of the Fund.

Other costs:

- **Dilution adjustment:** On any day, the prices for buying or selling units in this Fund are the same. The Fund manager calculates a single price for this Fund based on the mid-point between the buying and selling prices of the Fund's assets. In certain circumstances, the Fund manager can adjust this price to account for whether there is more money going into or coming out of the Fund. This is called a 'dilution adjustment'.
- This can vary but as an example for this Fund we estimate 0.10% for purchases and 0.10% for sales at 02 February 2023. The amount of the dilution adjustment may differ in future.

For more information about charges and costs, please see the charges and expenses section in the Fund's Prospectus, or visit our website at www.legalandgeneral.com/chargesandfees.

PAST PERFORMANCE



- Past performance is not a guide to future performance.
- The figures for the Fund take into account the ongoing charges and assume income (after any tax) is reinvested.
- The performance has been calculated in GBP.
- The Fund may not replicate the performance of the Benchmark Index perfectly due to tracking errors such as expenses, tax and transaction costs incurred by the Fund, which are not included in the Index.
- The annual return is for a 12 month period ending 31 December.
- The Fund launched in 2013.
- This unit class launched in 2013.

PRACTICAL INFORMATION

- The trustee and depositary is Northern Trust Investor Services Limited.
- You can obtain further information about the Fund including copies of its prospectus and the latest annual and semi-annual reports at www.legalandgeneral.com/reports. Paper copies of these documents are also available free of charge in English from Legal & General Investments, PO Box 6080, Wolverhampton WV1 9RB.
- Investors can get other practical information, including the latest prices, dilution adjustment and details of any other unit classes that are available, by calling us on **0370 050 0955** Monday to Friday between 9:00a.m. to 5:00p.m. Call charges will vary.
- This Fund is subject to the tax legislation of the United Kingdom, which may have an impact on each investor's personal tax position.
- Legal & General (Unit Trust Managers) Limited may be held liable solely on the basis of any statement contained in this document that is misleading, inaccurate or inconsistent with the relevant parts of the Prospectus for the Fund.
- Details of our Remuneration Policy including our Remuneration Committee and how remuneration and benefits are calculated can be accessed from www.lgim.com/remuneration. A paper copy is also available free of charge upon request.

Key Investor Information

This document provides you with key investor information about this fund. It is not marketing material. The information is required by law to help you understand the nature and the risks of investing in this fund. You are advised to read it so you can make an informed decision about whether to invest.

Legal & General US Index Trust Unit Class I GBP Income - ISIN: GB00B0CNGS66

The authorised fund manager of the Fund is Legal & General (Unit Trust Managers) Limited (the "Manager").

OBJECTIVES AND INVESTMENT POLICY

- The objective of the Fund is to track the performance of the FTSE USA Index, the "Benchmark Index" on a net total return basis before fees and expenses are applied. Fund performance may differ from the Benchmark Index due to the deduction of fees and expenses and the impact of any tracking error factors.
- The Benchmark Index is comprised of shares in large and middle capitalisation companies in the United States of America in accordance with the index provider's methodology.
- The Fund's investments will closely match those that make up the Benchmark Index.
- The Fund will invest at least 90% (directly or through depositary receipts (a certificate issued by a bank representing shares in a foreign company such as American depositary receipts and global depositary receipts)) in assets that are included in the Benchmark Index.
- The Fund may also invest in money market instruments (such as treasury bills), depositary receipts, cash, deposits, shares in companies which are reasonably expected to become part of the Benchmark Index in the near future or are an alternative to a constituent of the Benchmark Index and collective investment schemes, including those managed or operated by the Manager or an associate of the Manager.
- The Fund may use derivatives (contracts which have a value linked to the price of another asset) to:

- reduce risk or cost; or
- generate additional capital or income with no, or an acceptably low, level of risk.

Other information:

- The Fund is passively managed as it tracks the Benchmark Index.
- Your units will be income units. Income from the Fund's investments will be paid out to you every six months (as dividends). This will reduce your capital growth accordingly.
- You can buy or sell units in this Fund on any business day. You need to contact us with your instruction before 3pm. This is the time we calculate unit prices for this Fund. If you contact us after 3pm, the units will be bought or sold at the next business day's price.
- The Fund's base currency is denominated in GBP.
- This Fund may be suitable for investors looking to track the US stock market as represented by the Benchmark Index.
- Although investors can take their money out at any time, this Fund may not be appropriate for those who plan to withdraw their money within five years.
- This Fund is not designed for investors who cannot afford more than a minimal loss of their investment.
- If you do not understand this document we recommend you seek additional information to help you decide if this Fund is right for you.

RISK AND REWARD PROFILE



1	2	3	4	5	6	7
---	---	---	---	---	---	---

- The Risk and Reward Indicator table demonstrates where the Fund ranks in terms of its potential risk and reward. The higher the rank the greater the potential reward but the greater the risk of losing money. It is not guaranteed to remain the same and may change over time. It is based on historical data and may not be a reliable indication of the future risk profile of the Fund. The shaded area in the table above shows the Fund's ranking on the Risk and Reward Indicator.
- The Fund is in category 6 because it invests in company shares which are sensitive to variations in the stock market. The value of company shares can change substantially over short periods of time. Company shares are generally considered to be higher risk investments than bonds or cash.

- Even a fund in the lowest category is not a risk free investment.
- The value of your investment and any income you take from it may fall as well as rise and is not guaranteed. You might get back less than you invest. Further information on the risks of investing in this fund is contained in the Prospectus available at www.legalandgeneral.com/reports. The risk and reward indicator may not take account of the following risks of investing in the Fund:
- The Fund may have underlying investments that are valued in currencies that are different from GBP. Exchange rate fluctuations will impact the value of your investment. Currency hedging techniques may be applied to reduce this impact but may not entirely eliminate it.
- Derivatives are highly sensitive to changes in the value of the asset on which they are based and can increase the size of losses and gains.
- The Fund could lose money if any institutions providing services such as acting as counterparty to derivatives or other instruments, becomes unwilling or unable to meet its obligations to the Fund.



CHARGES

The charges you pay are used to pay the costs of running the Fund, including the costs of marketing and distributing it. These charges reduce the potential return from your investment.

One-off charges taken before or after you invest

Entry charge	0.00%
Exit charge	0.00%

This is the maximum that might be taken out of your money before it is invested.

The price for buying and selling units is subject to a Dilution Adjustment See opposite.

Charges taken from the fund over each year

Ongoing charge	0.10%
----------------	-------

Charges taken from the fund under certain specific conditions

Performance fee	None
-----------------	------

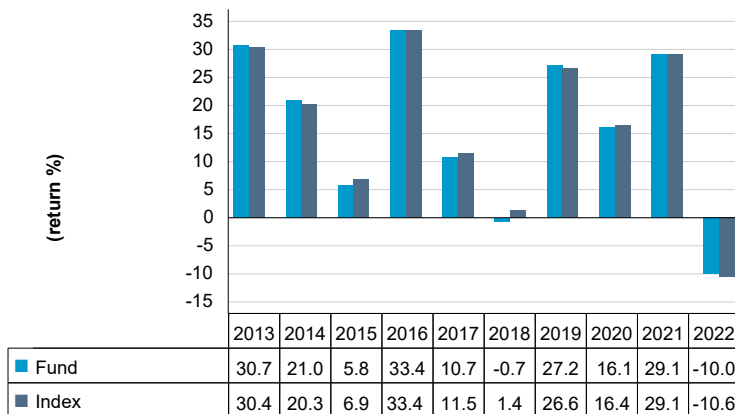
- There are no entry or exit charges.
- The ongoing charges figure is based on the latest available expenses at January 2023. This figure may vary from year to year.
- This Fund's ongoing charges include any charges made by any other funds it may invest in. They exclude portfolio transaction costs.
- The ongoing charges are taken from the Income of the Fund.

Other costs:

- **Dilution adjustment:** On any day, the prices for buying or selling units in this Fund are the same. The Fund manager calculates a single price for this Fund based on the mid-point between the buying and selling prices of the Fund's assets. In certain circumstances, the Fund manager can adjust this price to account for whether there is more money going into or coming out of the Fund. This is called a 'dilution adjustment'.
- This can vary but as an example for this Fund we estimate 0.04% for purchases and 0.04% for sales at 02 February 2023. The amount of the dilution adjustment may differ in future.

For more information about charges and costs, please see the charges and expenses section in the Fund's Prospectus, or visit our website at www.legalandgeneral.com/chargesandfees.

PAST PERFORMANCE



- Past performance is not a guide to future performance.
- The figures for the Fund take into account the ongoing charges and assume income (after any tax) is reinvested.
- The performance has been calculated in GBP.
- The Fund may not replicate the performance of the Benchmark Index perfectly due to tracking errors such as expenses, tax and transaction costs incurred by the Fund, which are not included in the Index.
- The annual return is for a 12 month period ending 31 December.
- The Fund launched in 1992.
- This unit class launched in 2005.

PRACTICAL INFORMATION

- The trustee and depositary is Northern Trust Investor Services Limited.
- You can obtain further information about the Fund including copies of its prospectus and the latest annual and semi-annual reports at www.legalandgeneral.com/reports. Paper copies of these documents are also available free of charge in English from Legal & General Investments, PO Box 6080, Wolverhampton WV1 9RB.
- Investors can get other practical information, including the latest prices, dilution adjustment and details of any other unit classes that are available, by calling us on **0370 050 0955** Monday to Friday between 9:00a.m. to 5:00p.m. Call charges will vary.
- This Fund is subject to the tax legislation of the United Kingdom, which may have an impact on each investor's personal tax position.
- Legal & General (Unit Trust Managers) Limited may be held liable solely on the basis of any statement contained in this document that is misleading, inaccurate or inconsistent with the relevant parts of the Prospectus for the Fund.
- Details of our Remuneration Policy including our Remuneration Committee and how remuneration and benefits are calculated can be accessed from www.lgim.com/remuneration. A paper copy is also available free of charge upon request.

Key Investor Information

This document provides you with key investor information about this Fund. It is not marketing material. The information is required by law to help you understand the nature and the risks of investing in this Fund. You are advised to read it so you can make an informed decision about whether to invest.

M&G Emerging Markets Bond Fund

a sub-fund of M&G Investment Funds (3)

Sterling Class I – Income shares ISIN no. GB00B4TL2D89

Managed by M&G Securities Limited

Objective and investment policy

The fund aims to provide a combination of capital growth and income, net of the Ongoing Charge Figure, higher than that of a composite index over any five-year period.

The composite index is 1/3 JPM EMBI Global Diversified Index, 1/3 JPM CEMBI Broad Diversified Index and 1/3 JPM GBI-EM Global Diversified Index.

Core investment: At least 80% of the fund is invested, directly or through derivatives, in bonds issued by the governments, government-related institutions or companies of emerging markets. These bonds can be denominated in any currency, including emerging market currencies. The fund invests in bonds of any credit quality and may invest up to 100% in high yield bonds.

Other investments: The fund may invest in asset-backed securities, other funds (including funds managed by M&G) and cash or assets that can be turned into cash quickly.

Derivatives usage: For investment purposes and to reduce risk and cost.

Strategy in brief: The fund manager selects investments based on an assessment of global, regional, and country-specific macroeconomic factors, followed by in-depth analysis of individual bond issuers. The fund is diversified by investing in a range of bonds across emerging markets.

Benchmark: A composite index comprising:

- 1/3 JPM EMBI Global Diversified Index
- 1/3 JPM CEMBI Broad Diversified Index
- 1/3 JPM GBI-EM Global Diversified Index

The benchmark is a target which the fund seeks to outperform. The composite index has been chosen as the benchmark as it best reflects the scope of the fund's investment policy. The benchmark does not constrain portfolio construction.

The fund is actively managed. The fund manager has complete freedom in choosing which investments to buy, hold and sell in the fund. The fund's holdings may deviate significantly from the benchmark's constituents.

The benchmark is shown in the share class currency.

The following information can be found on the M&G website:

- a [glossary](#) providing an explanation of some terms used in this document
- the Prospectus including the fund's objective and investment policy.

Other information

The fund may invest more than 35% in securities issued or guaranteed by a member state of the European Economic Area or other countries listed in the fund's Prospectus. This investment may be combined with the use of derivatives in pursuit of the fund's investment objective.

You can buy and sell shares in the fund on any business day. Instructions received before 12 noon will be dealt at that day's price.

Any income from the fund may be paid out to you semi-annually.

In addition to the charges set out in the charges section, the fund will incur portfolio transaction costs which are paid from the assets of the fund. These can be higher when investing outside Europe.

Recommendation: This fund may not be appropriate for investors who plan to withdraw their money within 3 years.

Risk and reward profile



■ The above risk and reward indicator is based on historical data and may not be a reliable indication of the future risk profile of this share class. This Share Class is categorised in risk class 4 because its Net Asset Value has shown medium rises and falls in value historically.

■ The risk number shown is not guaranteed and may change over time.

■ The lowest risk number does not mean risk free.

The main risks that could affect performance are set out below:

■ The value and income from the fund's assets will go down as well as up. This will cause the value of your investment to fall as well as rise. There is no guarantee that the fund will achieve its objective and you may get back less than you originally invested.

■ Investing in emerging markets involves a greater risk of loss due to greater political, tax, economic, foreign exchange, liquidity and regulatory risks, among other factors. There may be difficulties in buying, selling, safekeeping or valuing investments in such countries.

■ Investments in bonds are affected by interest rates, inflation and credit ratings. It is possible that bond issuers will not pay interest or return the capital. All of these events can reduce the value of bonds held by the fund.

■ The fund can be exposed to different currencies. Movements in currency exchange rates may adversely affect the value of your investment.

■ The fund may use derivatives to profit from an expected rise or fall in the value of an asset. Should the asset's value vary in an unexpected way, the fund will incur a loss. The fund's use of derivatives may be extensive and exceed the value of its assets (leverage). This has the effect of magnifying the size of losses and gains, resulting in greater fluctuations in the value of the fund.

■ In exceptional circumstances where assets cannot be fairly valued, or have to be sold at a large discount to raise cash, we may temporarily suspend the fund in the best interest of all investors.

■ The fund could lose money if a counterparty with which it does business becomes unwilling or unable to repay money owed to the fund.

■ Operational risks arising from errors in transactions, valuation, accounting, and financial reporting, among other things, may also affect the value of your investments.

Further details of the risks that apply to the fund can be found in the fund's Prospectus at www.mandg.co.uk/literature

Charges

The charges shown in the table are used to pay the costs of running the fund, including the costs of marketing and distributing it. These charges reduce the potential growth of your investment.

One-off charges taken before or after you invest	
Entry charge	0.00%
Exit charge	0.00%
This is the maximum that might be taken out of your money before it is invested or before the proceeds of your investment are paid out.	
Charges taken from the fund over a year	
Ongoing charge	0.69%
Charges taken from the fund under certain specific conditions	
Performance fee	None

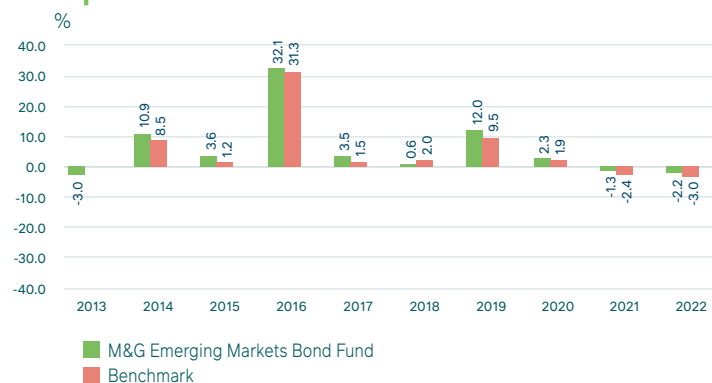
The entry and exit charges shown are the maximum figures and, in some cases, you may pay less. You can find out the exact charges which apply to your investment by contacting your financial adviser or distributor or, if you have invested directly with us, you can contact us using the details given in the practical information section.

The ongoing charge is based on expenses for the period/year ending 30 June 2022. This figure may change from year to year. It excludes portfolio transaction costs. This figure includes extraordinary expenses and underlying charges for closed-ended-funds, such as investment trusts and Real Estate investment trusts.

For Income shares, the ongoing charge is taken from investments held in the fund's portfolio and not from the income these investments produce. The deduction of this charge will reduce the potential growth of your investment.

For more information on charges, please see the relevant sections of the Prospectus at www.mandg.co.uk/literature

Past performance



- Past performance is not a guide to future performance.
- Performance calculation excludes UK taxes from 01 January 2017. It does not take into account the entry and exit charges but does take into account the ongoing charge, as shown in the charges section.
- The fund launched on 15 October 1999 and the Sterling Class I Income share class launched on 19 April 2012.
- Performance is calculated using Sterling Class I Income shares.
- Benchmark performance has been calculated in GBP.

Benchmark:

12 February 2013 to 31 December 2022 - 1/3 JPM EMBI Global Diversified Index, 1/3 JPM CEMBI Broad Diversified Index, 1/3 JPM GBI-EM Global Diversified Index

Practical information

The depositary is NatWest Trustee and Depositary Services Limited.

For more information about this fund, please visit www.mandg.co.uk/literature where you will find a copy of the Prospectus, Instrument of Incorporation and the latest annual or interim Investment Report and Financial Statements. These documents are in English and are available free of charge. Our website also provides other information such as share prices.

UK tax laws apply to the fund, and this may affect your personal tax position. Please speak to an adviser for more information.

M&G Securities Limited may be held liable solely on the basis of any statement contained in this document that is misleading, inaccurate or inconsistent with the relevant parts of the Prospectus for the fund.

The fund is a sub-fund of M&G Investment Funds (3), an umbrella Open Ended Investment Company (OEIC). The Prospectus, and annual or interim Investment Report and Financial Statements contain information about all of the sub-funds in M&G Investment Funds (3).

The assets of each sub-fund within the umbrella OEIC are segregated by law. This means that the assets belong exclusively to that sub-fund and shall not be used or made available to pay the debts of any other sub-fund or the umbrella OEIC.

You may switch between other sub-funds of M&G Investment Funds (3). An entry charge may apply. Details on switching are provided in the Important Information for Investors document and the fund's Prospectus, or by calling M&G Customer Relations on 0800 390 390.

Other share classes may exist for the fund as set out in the relevant Prospectus.

For up-to-date details of the staff remuneration policy that applies to M&G Securities Limited, including a description of how remuneration and benefits are calculated, the make-up of the remuneration committee, and the identities of persons responsible for awarding the remuneration and benefits, please visit www.mandg.co.uk/remuneration. We will provide a paper copy of this information, free of charge, if you require one.

This Fund is authorised in the UK and regulated by the Financial Conduct Authority. M&G Securities Limited is authorised in the UK and regulated by the Financial Conduct Authority.

This key investor information is accurate as at 16 February 2023.

Key Investor Information



This document provides you with key investor information about this Fund. It is not marketing material. The information is required by law to help you understand the nature and the risks of investing in this Fund. You are advised to read it so you can make an informed decision about whether to invest.

M&G Global Dividend Fund

Sterling Class A – Income shares ISIN no. GB00B39R2M86

Managed by M&G Securities Limited

Objective and investment policy

The fund aims to provide:

- an income distribution that increases every year;
- a dividend yield above that available from the MSCI ACWI Index over any five-year period; and
- a combination of capital growth and income, net of the Ongoing Charge Figure, that is higher than that of the MSCI ACWI Index over any five-year period.

Core investment: At least 70% of the fund is invested in the shares of companies, across any sector and of any size, from anywhere in the world.

Other investments: The fund may invest in other funds and cash or assets that can be turned into cash quickly.

Derivatives usage: To reduce risk and costs.

Strategy in brief: The fund manager focuses on companies with the potential to grow their dividends over the long term and selects stocks with different sources of dividend growth to build a fund that has the potential to cope in a variety of market conditions. When attempting to grow distributions, the fund manager's main focus is on delivering an increase in sterling terms.

Benchmark: MSCI ACWI Index

The benchmark is a target which the fund seeks to outperform. The index has been chosen as the fund's benchmark as it best reflects the scope of the fund's investment policy. The benchmark is used solely to measure the fund's performance and income objective and does not constrain the fund's portfolio construction.

The fund is actively managed. The fund manager has complete freedom in choosing which investments to buy, hold and sell in the fund. The fund's holdings may deviate significantly from the benchmark's constituents.

For unhedged and hedged share classes, the benchmark is shown in the share class currency.

The following information can be found on the M&G website:

- a [glossary](#) providing an explanation of some terms used in this document
- the Prospectus including the fund's objective and investment policy.

Other information

You can buy and sell shares in the fund on any business day. Instructions received before 12 noon will be dealt at that day's price.

Any income from the fund may be paid out to you quarterly.

In addition to the charges set out in the charges section, the fund will incur portfolio transaction costs which are paid from the assets of the fund. These can be higher when investing outside Europe.

Recommendation: This fund may not be appropriate for investors who plan to withdraw their money within 5 years.

Risk and reward profile



■ The above risk and reward indicator is based on historical data and may not be a reliable indication of the future risk profile of this share class. This Share Class is categorised in risk class 6 because its Net Asset Value has shown high rises and falls in value historically.

■ The risk number shown is not guaranteed and may change over time.

■ The lowest risk number does not mean risk free.

The main risks that could affect performance are set out below:

■ The value and income from the fund's assets will go down as well as up. This will cause the value of your investment to fall as well as rise. There is no guarantee that the fund will achieve its objective and you may get back less than you originally invested.

■ The fund holds a small number of investments, and therefore a fall in the value of a single investment may have a greater impact than if it held a larger number of investments.

■ The fund can be exposed to different currencies. Movements in currency exchange rates may adversely affect the value of your investment.

■ Investing in emerging markets involves a greater risk of loss due to greater political, tax, economic, foreign exchange, liquidity and regulatory risks, among other factors. There may be difficulties in buying, selling, safekeeping or valuing investments in such countries.

■ In exceptional circumstances where assets cannot be fairly valued, or have to be sold at a large discount to raise cash, we may temporarily suspend the fund in the best interest of all investors.

■ The fund could lose money if a counterparty with which it does business becomes unwilling or unable to repay money owed to the fund.

■ Operational risks arising from errors in transactions, valuation, accounting, and financial reporting, among other things, may also affect the value of your investments.

Further details of the risks that apply to the fund can be found in the fund's Prospectus at www.mandg.co.uk/literature

Charges

The charges shown in the table are used to pay the costs of running the fund, including the costs of marketing and distributing it. These charges reduce the potential growth of your investment.

One-off charges taken before or after you invest	
Entry charge	0.00%
Exit charge	0.00%
This is the maximum that might be taken out of your money before it is invested or before the proceeds of your investment are paid out.	
Charges taken from the fund over a year	
Ongoing charge	1.06%
Charges taken from the fund under certain specific conditions	
Performance fee	None

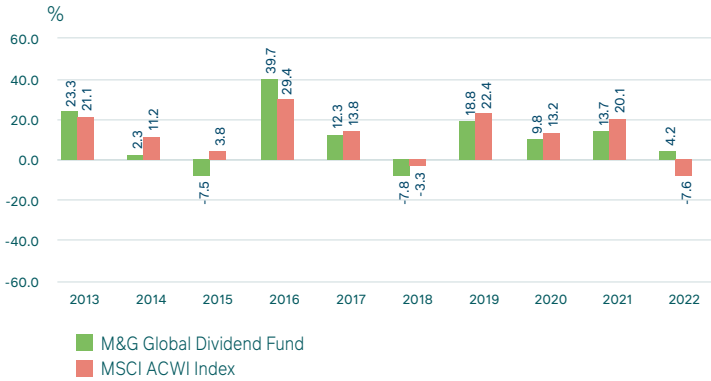
The entry and exit charges shown are the maximum figures and, in some cases, you may pay less. You can find out the exact charges which apply to your investment by contacting your financial adviser or distributor or, if you have invested directly with us, you can contact us using the details given in the practical information section.

The ongoing charge is based on expenses for the period/year ending 30 September 2022. This figure may change from year to year. It excludes portfolio transaction costs. This figure includes extraordinary expenses and underlying charges for closed-ended-funds, such as investment trusts and Real Estate investment trusts.

For Income shares, the ongoing charge is taken from investments held in the fund's portfolio and not from the income these investments produce. The deduction of this charge will reduce the potential growth of your investment.

For more information on charges, please see the relevant sections of the Prospectus at www.mandg.co.uk/literature

Past performance



- Past performance is not a guide to future performance.
- Performance calculation includes UK taxes. It does not take into account the entry and exit charges but does take into account the ongoing charge and the Performance fee, as shown in the charges section.
- The fund launched on 18 July 2008 and the Sterling Class A Income share class launched on 18 July 2008.
- Performance is calculated using Sterling Class A Income shares.
- Benchmark performance has been calculated in GBP.

Practical information

The depositary is NatWest Trustee and Depositary Services Limited.
For more information about this fund, please visit www.mandg.co.uk/literature where you will find a copy of the Prospectus, Instrument of Incorporation and the latest annual or interim Investment Report and Financial Statements. These documents are in English and are available free of charge. Our website also provides other information such as share prices.
UK tax laws apply to the fund, and this may affect your personal tax position. Please speak to an adviser for more information.
M&G Securities Limited may be held liable solely on the basis of any statement contained in this document that is misleading, inaccurate or inconsistent with the relevant parts of the Prospectus for the fund.
Other share classes may exist for the fund as set out in the relevant Prospectus.
For up-to-date details of the staff remuneration policy that applies to M&G Securities Limited, including a description of how remuneration and benefits are calculated, the make-up of the remuneration committee, and the identities of persons responsible for awarding the remuneration and benefits, please visit www.mandg.co.uk/remuneration . We will provide a paper copy of this information, free of charge, if you require one.

Key Investor Information



This document provides you with key investor information about this Fund. It is not marketing material. The information is required by law to help you understand the nature and the risks of investing in this Fund. You are advised to read it so you can make an informed decision about whether to invest.

M&G Global Macro Bond Fund

Sterling Class I – Income shares ISIN no. GB00B78PH601

Managed by M&G Securities Limited

Objective and investment policy

The fund aims to provide a combination of capital growth and income, net of the Ongoing Charge Figure, higher than the average return of the Bloomberg Global Aggregate Index Unhedged USD over any five-year period.

Core investment: At least 80% of the fund is invested, directly or through derivatives, in bonds of any credit quality and asset-backed securities. These securities can be issued by governments, government-related institutions and companies from anywhere in the world, including emerging markets. These securities can be denominated in any currency.

Other investments: The fund may invest in other funds (including funds managed by M&G) and cash or assets that can be turned into cash quickly.

Derivatives usage: For investment purposes and to reduce risk and cost.

Strategy in brief: The fund is a flexible global bond fund. The fund manager selects investments based on an assessment of macroeconomic factors such as economic growth, interest rates and inflation. This analysis determines which areas of the bond and currency markets the fund manager believes the fund should invest in. It also influences the subsequent selection of individual bonds and the fund's currency exposures.

Benchmark: Bloomberg Global Aggregate Index Unhedged USD
The benchmark is a target which the fund seeks to outperform. The index has been chosen as the fund's benchmark as it best reflects the scope of the fund's investment policy. The benchmark is used solely to measure the fund's performance and does not constrain the fund's portfolio construction. The fund is actively managed. The fund manager has complete freedom in choosing which investments to buy, hold and sell in the fund. The benchmark is shown in the share class currency.

The following information can be found on the M&G website:

- a [glossary](#) providing an explanation of some terms used in this document
- the Prospectus including the fund's objective and investment policy.

Other information


You can buy and sell shares in the fund on any business day. Instructions received before 12 noon will be dealt at that day's price.

Any income from the fund may be paid out to you quarterly.

In addition to the charges set out in the charges section, the fund will incur portfolio transaction costs which are paid from the assets of the fund. These can be higher when investing outside Europe.

Recommendation: This fund may not be appropriate for investors who plan to withdraw their money within 5 years.

Risk and reward profile



■ The above risk and reward indicator is based on historical data and may not be a reliable indication of the future risk profile of this share class. This Share Class is categorised in risk class 4 because its Net Asset Value has shown medium rises and falls in value historically.

- The risk number shown is not guaranteed and may change over time.
- The lowest risk number does not mean risk free.

The main risks that could affect performance are set out below:

- The value and income from the fund's assets will go down as well as up. This will cause the value of your investment to fall as well as rise. There is no guarantee that the fund will achieve its objective and you may get back less than you originally invested.
- Investments in bonds are affected by interest rates, inflation and credit ratings. It is possible that bond issuers will not pay interest or return the capital. All of these events can reduce the value of bonds held by the fund.
- High yield bonds usually carry greater risk that the bond issuers may not be able to pay interest or return the capital.
- The fund can be exposed to different currencies. Movements in currency exchange rates may adversely affect the value of your investment.
- The fund may use derivatives to profit from an expected rise or fall in the value of an asset. Should the asset's value vary in an unexpected way, the fund will incur a loss. The fund's use of derivatives may be extensive and exceed the value of its assets (leverage). This has the effect of magnifying the size of losses and gains, resulting in greater fluctuations in the value of the fund.
- Investing in emerging markets involves a greater risk of loss due to greater political, tax, economic, foreign exchange, liquidity and regulatory risks, among other factors. There may be difficulties in buying, selling, safekeeping or valuing investments in such countries.
- In exceptional circumstances where assets cannot be fairly valued, or have to be sold at a large discount to raise cash, we may temporarily suspend the fund in the best interest of all investors.
- The fund could lose money if a counterparty with which it does business becomes unwilling or unable to repay money owed to the fund.
- Operational risks arising from errors in transactions, valuation, accounting, and financial reporting, among other things, may also affect the value of your investments.

Further details of the risks that apply to the fund can be found in the fund's Prospectus at www.mandg.co.uk/literature

Charges

The charges shown in the table are used to pay the costs of running the fund, including the costs of marketing and distributing it. These charges reduce the potential growth of your investment.

One-off charges taken before or after you invest	
Entry charge	0.00%
Exit charge	0.00%
This is the maximum that might be taken out of your money before it is invested or before the proceeds of your investment are paid out.	
Charges taken from the fund over a year	
Ongoing charge	0.63%
Charges taken from the fund under certain specific conditions	
Performance fee	None

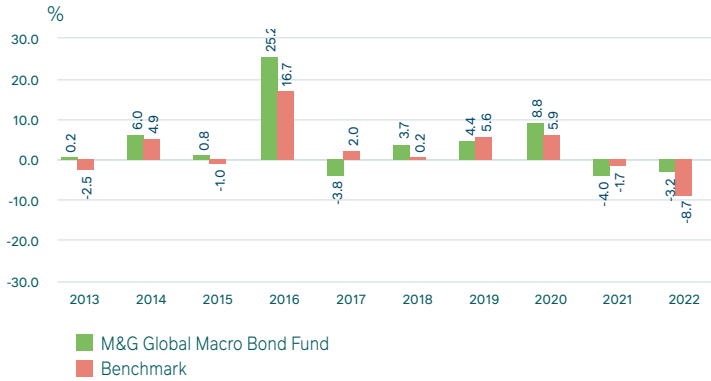
The entry and exit charges shown are the maximum figures and, in some cases, you may pay less. You can find out the exact charges which apply to your investment by contacting your financial adviser or distributor or, if you have invested directly with us, you can contact us using the details given in the practical information section.

The ongoing charge is based on expenses for the period/year ending 31 October 2022. This figure may change from year to year. It excludes portfolio transaction costs. This figure includes extraordinary expenses and underlying charges for closed-ended-funds, such as investment trusts and Real Estate investment trusts.

For Income shares, the ongoing charge is taken from investments held in the fund's portfolio and not from the income these investments produce. The deduction of this charge will reduce the potential growth of your investment.

For more information on charges, please see the relevant sections of the Prospectus at www.mandg.co.uk/literature

Past performance



- Past performance is not a guide to future performance.
- Performance calculation excludes UK taxes from 01 February 2017. It does not take into account the entry and exit charges but does take into account the ongoing charge, as shown in the charges section.
- The fund launched on 15 October 1999 and the Sterling Class I Income share class launched on 16 December 2011.
- Performance is calculated using Sterling Class I Income shares.
- Benchmark performance has been calculated in GBP.
- With effect from 6th March 2023 the benchmark will be Bloomberg Global Aggregate Index Unhedged USD.

Benchmark:

01 January 2013 to 18 April 2021 - IA Global Bond sector
19 April 2021 to 05 March 2023 - IA Global Mixed Bond sector

Practical information

The depositary is NatWest Trustee and Depositary Services Limited.

For more information about this fund, please visit www.mandg.co.uk/literature where you will find a copy of the Prospectus, Instrument of Incorporation and the latest annual or interim Investment Report and Financial Statements. These documents are in English and are available free of charge. Our website also provides other information such as share prices.

UK tax laws apply to the fund, and this may affect your personal tax position. Please speak to an adviser for more information.

M&G Securities Limited may be held liable solely on the basis of any statement contained in this document that is misleading, inaccurate or inconsistent with the relevant parts of the Prospectus for the fund.

Other share classes may exist for the fund as set out in the relevant Prospectus.

For up-to-date details of the staff remuneration policy that applies to M&G Securities Limited, including a description of how remuneration and benefits are calculated, the make-up of the remuneration committee, and the identities of persons responsible for awarding the remuneration and benefits, please visit www.mandg.co.uk/remuneration. We will provide a paper copy of this information, free of charge, if you require one.

This document provides you with key investor information about this fund. It is not marketing material. The information is required by law to help you understand the nature and the risks of investing in this fund. You are advised to read it so you can make an informed decision about whether to invest.

Royal London Corporate Bond Fund (Income - Class M Shares)

A sub-fund of Royal London Bond Funds ICVC ISIN: GB00B6XZQT43
Managed by Royal London Unit Trust Managers Limited

Objectives and investment policy

Objective The Fund's investment objective is to achieve a total return (combination of capital growth and income) over the medium term (3-5 years), by investing at least 80% in sterling-denominated corporate bonds. The Fund's performance target is to outperform, after the deduction of charges, the Markit iBoxx Sterling Non-Gilt Total Return GBP Index (the "Index") over a rolling 5-year period. For further information on the Fund's index, please refer to the Prospectus. The Fund is actively managed.

Policy At least 80% of the Fund will be invested in investment grade corporate bonds and in index linked corporate bonds, securitisations, supranational bonds, agency bonds, floating-rate notes and asset backed securities each denominated in sterling or hedged back to sterling. These investments will generally be fixed-rate issues (bonds paying interest at an unchanging rate, rather than on an adjustable basis). The remainder of the Fund's assets may be invested in a range of securities, including government bonds, preference shares, investment grade bonds, unrated bonds and bonds denominated in currencies other than sterling which are unhedged, other transferable securities, money market instruments and exchange-traded funds. Up to 10% of the Fund may be invested in other funds known as collective investment schemes, including those managed by Royal London Unit Trust Managers Limited or another Royal London Group Company. The Fund may also invest a small amount of its portfolio in derivatives (investments that derive their value from another closely related underlying investment) for the purposes of efficient portfolio management. Cash is unlikely to exceed 5% of assets.

Recommendation The Fund may not be appropriate for investors who plan to withdraw their money within 5 years.

Concepts to understand

Bonds are defined as fixed-income investments issued as debt by companies and public bodies to raise finance. Investors in bonds receive a previously agreed, non-variable interest payment until the investment matures. Corporate bonds are those issued by companies to raise finance.

Total Return A total return is a combination of capital growth and income. Capital growth is defined as the rise in an investment's value over time and income as the payment an investment generates, such as dividends or bond coupons.

Rolling 5 Year Period A rolling 5-year period is any period of five years, no matter which day you start on.

Hedging reduces risk by protecting an investment with another related investment.

Efficient Portfolio Management A list of approved investment techniques, including the use of derivatives, used to protect against excessive risk, reduce cost or generate extra income or growth.

You can buy and sell your shares on each working day, except public holidays, at 12:00 noon if you tell us before 12:00 noon that you want to do so. Instructions received after 12:00 noon will be processed at 12:00 noon on the following working day.

Other share classes may be available as described in the Prospectus. If this is an income share class, any income will be paid out to you. If this is an accumulation share class, any income will be reinvested in the Fund.

Risk and reward profile



Lower risk

Higher risk

Typically lower rewards

Typically higher rewards

The fund is shown in risk category 4 because its share price has shown a medium level of volatility historically. The indicator has been calculated using historical data and may not be a reliable indication of the future risk profile of the Fund. As an investment, bonds are typically more volatile than money market instruments but less volatile than shares. Bonds issued by corporations are typically more volatile than bonds issued by governments.

The risk and reward indicator is not a measure of the expected rise or fall in capital but shows how sharply the Fund's share price has gone up and down historically.

A fund whose share price has experienced sharp or large increases or decreases will sit in a higher risk category, whereas a fund whose share price has experienced small or gradual increases or decreases will sit in a lower risk category.

The indicator is calculated using a standard methodology derived from EU rules.

The risk/reward indicator is an estimate and not a guarantee. Going forward, the Fund's actual volatility could be higher or lower, and its rated risk/reward profile could change. The lowest risk category does not mean the investment is risk free.

The risk indicator does not adequately capture the following risks, which are materially relevant to the Fund:

Investment Risk The value of investments and any income from them may go down as well as up and is not guaranteed. Investors may not get back the amount invested.

Credit Risk Should the issuer of a fixed income security become unable to make income or capital payments, or their rating is downgraded, the value of that investment will fall. Fixed income securities that have a lower credit rating can pay a higher level of income and have an increased risk of default.

EPM Techniques The Fund may engage in EPM techniques including holdings of derivative instruments. Whilst intended to reduce risk, the use of these instruments may expose the Fund to increased price volatility.

Exchange Rate Risk Investing in assets denominated in a currency other than the base currency of the Fund means the value of the investment can be affected by changes in exchange rates.

Interest Rate Risk Fixed interest securities are particularly affected by trends in interest rates and inflation. If interest rates go up, the value of capital may fall, and vice versa. Inflation will also decrease the real value of capital.

Liquidity Risk In difficult market conditions the value of certain fund investments may be difficult to value and harder to sell, or sell at a fair price, resulting in unpredictable falls in the value of your holding.

Counterparty Risk The insolvency of any institutions providing services such as safekeeping of assets or acting as counterparty to derivatives or other instruments, may expose the Fund to financial loss.

Charges from Capital Risk Charges are taken from the capital of the Fund. Whilst this increases the yield, it also has the effect of reducing the potential for capital growth.

Charges

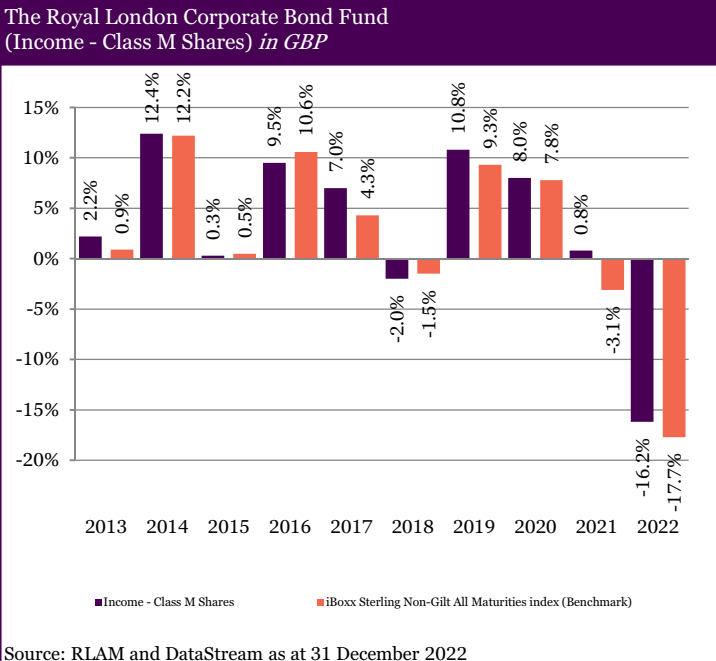
The charges you pay are used to pay the costs of running the Fund, including the costs of marketing and distributing the Fund. These charges reduce the potential growth of the investment.

One-off charges taken before or after you invest:	
Entry charge	None
Exit charge	None
Charges taken from the fund over a year:	
Ongoing charge	0.56%
Charges taken from the fund under specific conditions:	
Performance fee	None

The entry and exit charge is the maximum that might be taken out of your money before it is invested or before the proceeds of your investment are paid out. Ongoing charge is based on the Fund Management Fee (FMF), which is the periodic fee paid to the ACD to cover the expenses of the Fund. This figure does not include portfolio transaction costs. Ongoing charges are the same for all investors in the share class.

Past performance

The graph shows fund performance over the past 10 years where available. The figure for a given year shows how much the Fund increased or decreased in value during that year. These results reflect ongoing charges taken from the Fund, but do not reflect any entry charges you might have to pay. The Fund was launched on 29 March 1999 as a unit trust and converted to an open-ended investment company (OEIC) on 30 April 2010. The share class was launched on 1 May 2012.



Past performance is not a guide to future performance and may not be repeated. The chart shows performance in British Pounds after the ongoing charges and the portfolio transaction costs have been paid. Entry and exit charges are excluded from calculations of past performance. All performance shown assumes reinvestment of dividends.

Practical information

Depository: HSBC Bank plc

Additional Information: This Key Investor Information Document (KIID) may not contain all the information you need. For additional information on this fund (including the Supplementary Information Document), on other share classes of this fund and on other funds, or to obtain a free copy of the Fund's Prospectus or the annual and semi-annual shareholder reports, call the information line or write to the registered office, details of which are below. Alternatively, visit www.rlam.co.uk. The Prospectus and shareholder reports are in English.

This document describes one share class of the Fund. The Prospectus and annual and semi-annual shareholder reports are prepared for the entire fund across all share classes.

For fund performance and most recent share price, visit www.rlam.co.uk.

Should you wish to switch share classes or funds, please see the "Switching" section of the Prospectus for details.

Tax: Investors should note that the tax legislation that applies to the Fund may have an impact on the personal tax position of their investment in the Fund. Contact your adviser to discuss tax treatment, suitability of this investment, and other questions.

Notices: Royal London Unit Trust Managers Limited may be held liable solely on the basis of any statement contained in this document that is misleading, inaccurate or inconsistent with the relevant parts of the Prospectus.

The Prospectus and long reports (shareholder reports) are prepared for the entire company. The assets and liabilities of each sub-fund are segregated by law. Therefore, the assets of the Fund belong exclusively to it and are not available to meet the liabilities of any other fund of Royal London Bond Funds ICVC.

The Fund is authorised in the United Kingdom and regulated by the Financial Conduct Authority, Royal London Unit Trust Managers Limited is authorised and regulated by the Financial Conduct Authority.

Details of the Company's remuneration policy are available at www.rlam.co.uk including: (a) a description of how remuneration and benefits are calculated; and (b) the identities of persons responsible for awarding remuneration and benefits. A paper copy of these details may be obtained, free of charge, on request from the Company, at the address below.

Address: Royal London Asset Management
80 Fenchurch Street, London, EC3M 4BY

Telephone: 03456 04 04 04

Website: www.rlam.co.uk
A member of the Investment Association

Publication Date: This Key Investor Information is accurate as at 15 August 2023

This document provides you with key investor information about this fund. It is not marketing material. The information is required by law to help you understand the nature and the risks of investing in this fund. You are advised to read it so you can make an informed decision about whether to invest.

Royal London Short Duration Credit Fund (Income - Class M Shares)

A sub-fund of Royal London Bond Funds II ICVC ISIN: GB00BJ4KW800

Managed by Royal London Unit Trust Managers Limited

Objectives and investment policy

Objective The Fund's investment objective is to achieve a total return (combination of capital growth and income) over the medium term (3-5 years) by investing at least 80% in sterling-denominated bonds, of which at least 70% will be short duration (5 years or less).

The Fund's performance target is to outperform the ICE Bank of America Merrill Lynch 1-5 Year Sterling Non-Gilt Index (the "Index") over a rolling 5-year period. For further information on the Fund's index, please refer to the Prospectus.

The Fund is actively managed.

Policy At least 80% of the Fund will be invested in the bonds of companies and other organisations (known as corporate bonds) that are listed in sterling, of which 70% will have a duration of less than five years. Floating-rate notes, asset-backed securities, supranational bonds and agency bonds are included in this segment of the Fund.

The remainder of the Fund's assets may be invested in a range of securities, including UK government bonds, the bonds of companies and other organisations that are listed in a currency other than sterling and preference shares. A limited amount may also be invested in bonds with a duration greater than five years and up to 10% can be invested in other funds, known as collective investment schemes.

A limited amount of the Fund's assets may be invested in other transferable securities and money market instruments. The Fund may also hold a small amount of its portfolio in derivatives (investments that derive their value from another closely related underlying investment) for the purposes of efficient portfolio management.

Cash is unlikely to exceed 5% of assets.

Recommendation The Fund may not be appropriate for investors who plan to withdraw their money within 5 years.

Concepts to understand

Bonds are defined as fixed-income investments issued as debt by companies and public bodies to raise finance. Investors in bonds receive a previously agreed, non-variable interest payment until the investment matures. Corporate bonds are those issued by companies to raise finance.

Total Return A total return is a combination of capital growth and income. Capital growth is defined as the rise in an investment's value over time and income as the payment an investment generates, such as dividends or bond coupons.

Rolling 5 Year Period A rolling 5-year period is any period of five years, no matter which day you start on.

Duration is an investment's sensitivity to interest-rate changes measured in years.

Efficient Portfolio Management A list of approved investment techniques, including the use of derivatives, used to protect against excessive risk, reduce cost or generate extra income or growth.

Other share classes may be available as described in the Prospectus. If this is an income share class, any income will be paid out to you. If this is an accumulation share class, any income will be reinvested in the Fund.

Risk and reward profile



Lower risk

Higher risk

Typically lower rewards

Typically higher rewards

The fund is shown in risk category 3 because its simulated price has shown a medium to low level of volatility historically. The Fund was formed by merger and the SRRI was calculated using historic data from the merging fund and may not be a reliable indicator of the future risk profile of the fund. As an investment, bonds are typically more volatile than money market instruments but less volatile than shares. Bonds issued by corporations are typically more volatile than bonds issued by governments.

The risk and reward indicator is not a measure of the expected rise or fall in capital but shows how sharply the Fund's share price has gone up and down historically.

A fund whose share price has experienced sharp or large increases or decreases will sit in a higher risk category, whereas a fund whose share price has experienced small or gradual increases or decreases will sit in a lower risk category.

The indicator is calculated using a standard methodology derived from EU rules.

The risk/reward indicator is an estimate and not a guarantee. Going forward, the Fund's actual volatility could be higher or lower, and its rated risk/reward profile could change. The lowest risk category does not mean the investment is risk free.

The risk indicator does not adequately capture the following risks, which are materially relevant to the Fund:

Investment Risk The value of investments and any income from them may go down as well as up and is not guaranteed. Investors may not get back the amount invested.

Credit Risk Should the issuer of a fixed income security become unable to make income or capital payments, or their rating is downgraded, the value of that investment will fall. Fixed income securities that have a lower credit rating can pay a higher level of income and have an increased risk of default.

EPM Techniques The Fund may engage in EPM techniques including holdings of derivative instruments. Whilst intended to reduce risk, the use of these instruments may expose the Fund to increased price volatility.

Interest Rate Risk Fixed interest securities are particularly affected by trends in interest rates and inflation. If interest rates go up, the value of capital may fall, and vice versa. Inflation will also decrease the real value of capital.

Liquidity Risk In difficult market conditions the value of certain fund investments may be difficult to value and harder to sell, or sell at a fair price, resulting in unpredictable falls in the value of your holding.

Counterparty Risk The insolvency of any institutions providing services such as safekeeping of assets or acting as counterparty to derivatives or other instruments, may expose the Fund to financial loss.

Charges from Capital Risk Charges are taken from the capital of the Fund. Whilst this increases the yield, it also has the effect of reducing the potential for capital growth.

Charges

The charges you pay are used to pay the costs of running the Fund, including the costs of marketing and distributing the Fund. These charges reduce the potential growth of the investment.

One-off charges taken before or after you invest:

Entry charge	None
Exit charge	None

Charges taken from the fund over a year:

Ongoing charge	0.35%
----------------	-------

Charges taken from the fund under specific conditions:

Performance fee	None
-----------------	------

The entry and exit charge is the maximum that might be taken out of your money before it is invested or before the proceeds of your investment are paid out.

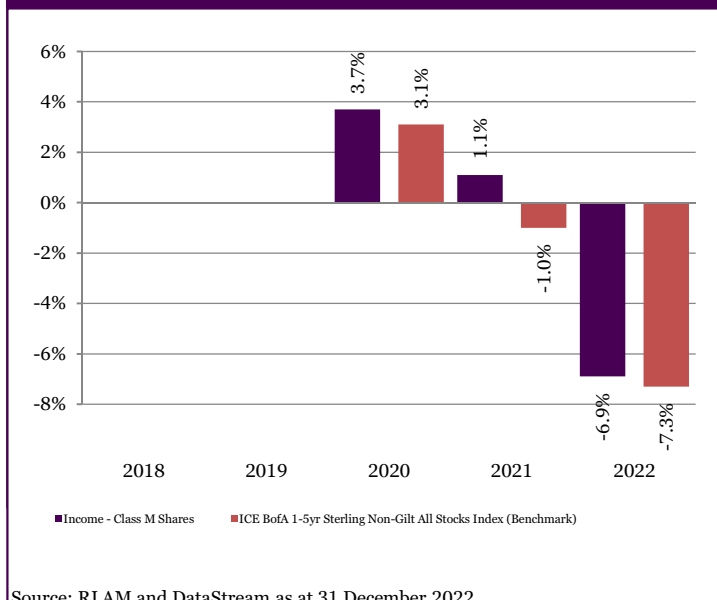
The ongoing charges figure is based on expenses as at 31 December 2020. This figure may vary from year to year and does not include portfolio transaction costs. Ongoing charges are the same for all investors. The annual report for each financial year will include details on the exact charges made.

Past performance

The Fund was launched on 12 April 2019 and the share class on 12 April 2019.

The Fund was formed by a merger on 12 April 2019. The performance shown below is that of the merging fund. The merging fund had the same investment objectives and policy as this fund.

The Royal London Short Duration Credit Fund
(Income - Class M Shares) in GBP



Source: RLAM and DataStream as at 31 December 2022

Past performance is not a guide to future performance and may not be repeated.

The chart shows performance in British Pounds after the ongoing charges and the portfolio transaction costs have been paid. Entry and exit charges are excluded from calculations of past performance. All performance shown assumes reinvestment of dividends.

Practical information

Depository: HSBC Bank plc

Additional Information: This Key Investor Information Document (KIID) may not contain all the information you need. For additional information on this fund (including the Supplementary Information Document), on other share classes of this fund and on other funds, or to obtain a free copy of the Fund's Prospectus or the annual and semi-annual shareholder reports, call the information line or write to the registered office, details of which are below. Alternatively, visit www.rlam.co.uk. The Prospectus and shareholder reports are in English.

This document describes one share class of the Fund. The Prospectus and annual and semi-annual shareholder reports are prepared for the entire fund across all share classes.

For fund performance and most recent share price, visit www.rlam.co.uk.

Should you wish to switch share classes or funds, please see the "Switching" section of the Prospectus for details.

Tax: Investors should note that the tax legislation that applies to the Fund may have an impact on the personal tax position of their investment in the Fund. Contact your adviser to discuss tax treatment, suitability of this investment, and other questions.

Notices: Royal London Unit Trust Managers Limited may be held liable solely on the basis of any statement contained in this document that is misleading, inaccurate or inconsistent with the relevant parts of the Prospectus.

The Prospectus and long reports (shareholder reports) are prepared for the entire company. The assets and liabilities of each sub-fund are segregated by law. Therefore, the assets of the Fund belong exclusively to it and are not available to meet the liabilities of any other fund of Royal London Bond Funds II ICVC.

The Fund is authorised in the United Kingdom and regulated by the Financial Conduct Authority, Royal London Unit Trust Managers Limited is authorised and regulated by the Financial Conduct Authority.

Details of the Company's remuneration policy are available at www.rlam.co.uk including: (a) a description of how remuneration and benefits are calculated; and (b) the identities of persons responsible for awarding remuneration and benefits. A paper copy of these details may be obtained, free of charge, on request from the Company, at the address below.

Address: Royal London Asset Management

80 Fenchurch Street, London, EC3M 4BY

Telephone: 03456 04 04 04

Website: www.rlam.co.uk

A member of the Investment Association

Publication Date: This Key Investor Information is accurate as at 15 August 2023

This document provides you with key investor information about this fund. It is not marketing material. The information is required by law to help you understand the nature and the risks of investing in this fund. You are advised to read it so you can make an informed decision about whether to invest.

Schroder Income Maximiser

an Authorised Unit Trust of Schroder Unit Trusts Limited

Class L Income GBP (GB00BDD2F083)

This fund is managed by Schroder Unit Trusts Limited, which is a member of the Schroders Group.

Objectives and investment policy

Objectives

The fund aims to provide income and capital growth by investing in equity and equity-related securities of UK companies. The fund aims to deliver an income of 7% per year but this is not guaranteed and could change depending on market conditions.

Investment Policy

The fund is actively managed and invests at least 80% of its assets in equity and equity related securities of UK companies, which are selected for their long term income and capital growth potential. These are companies that are incorporated, headquartered or have their principal business activities in the UK.

The fund focuses on companies that have certain "Value" characteristics. Value is assessed by looking at indicators such as cash flows, dividends and earnings to identify securities which the investment manager believes have been undervalued by the market.

To seek to enhance the yield, the investment manager selectively sells short dated call options over individual securities, portfolios of securities or indices held by the fund, by agreeing strike prices above which potential capital growth is sold.

The fund may also invest directly or indirectly in other securities (including in other asset classes), countries, regions, industries or currencies, collective investment schemes (including Schroder funds), warrants and money market instruments, and hold cash.

The fund may use derivatives with the aim of achieving investment gains, reducing risk or managing the fund more efficiently (for more information please refer to section 6 of Appendix I of the Prospectus).

The fund's investment strategy will typically underperform a similar portfolio without derivatives in periods when the underlying stock prices are rising, and outperform when the underlying stock prices are falling.

Benchmark

The fund's performance should be assessed against the income target of 7% per year, and compared against the FTSE All Share (Gross Total Return) Index and the Investment Association UK Equity Income sector average return.

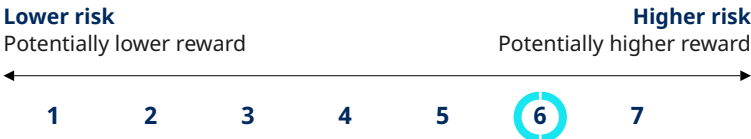
Dealing Frequency

You may redeem your investment upon demand. This fund deals daily.

Distribution Policy

This unit class pays income received from the fund's investments to you quarterly.

Risk and reward profile



The risk and reward indicator

The risk category was calculated using historical performance data and may not be a reliable indicator of the fund's future risk profile.

The fund's risk category is not guaranteed to remain fixed and may change over time.

A fund in the lowest category does not mean a risk-free investment.

The fund is in this category because it can take higher risks in search of higher rewards and its price may rise and fall accordingly.

Risk factors

Capital risk / Distribution policy: As the fund intends to pay dividends regardless of its performance, a dividend may represent a return of part of the amount you invested.

Concentration risk: The fund may be concentrated in a limited number of geographical regions, industry sectors, markets and/or individual positions. This may result in large changes in the value of the fund, both up or down.

Currency risk: The fund may lose value as a result of movements in foreign exchange rates, otherwise known as currency rates.

Derivatives risk: Derivatives, which are financial instruments deriving their value from an underlying asset, may be used to manage the portfolio efficiently. The fund may also materially invest in derivatives including using short selling and leverage techniques with the aim of making a return. A derivative may not perform as expected, may create losses greater than the cost of the derivative and may result in losses to the fund.

Liquidity risk: In difficult market conditions, the fund may not be able to sell a security for full value or at all. This could affect performance and could cause the fund to defer or suspend redemptions of its shares, meaning investors may not be able to have immediate access to their holdings.

Maximiser funds: Derivatives, which are financial instruments deriving their value from an underlying asset, are used to generate income (which is paid to investors) and to reduce the volatility of returns but they may also reduce fund performance or erode capital value.

Operational risk: Operational processes, including those related to the safekeeping of assets, may fail. This may result in losses to the fund.

Performance risk: Investment objectives express an intended result but there is no guarantee that such a result will be achieved. Depending on market conditions and the macro economic environment, investment objectives may become more difficult to achieve.

IBOR risk: The transition of the financial markets away from the use of interbank offered rates (IBORs) to alternative reference interest rates may impact the valuation of certain holdings and disrupt liquidity in certain instruments. This may impact the investment performance of the fund.

Charges

One-off charges taken before or after you invest	
Entry charge	None
Exit charge	None
This is the maximum that might be taken out of your money before it is invested or before the proceeds of your investment are paid out.	
Charges taken from the fund over a year	
Ongoing charges	0.84%
Charges taken from the fund under certain specific conditions	
Performance fee	
None	

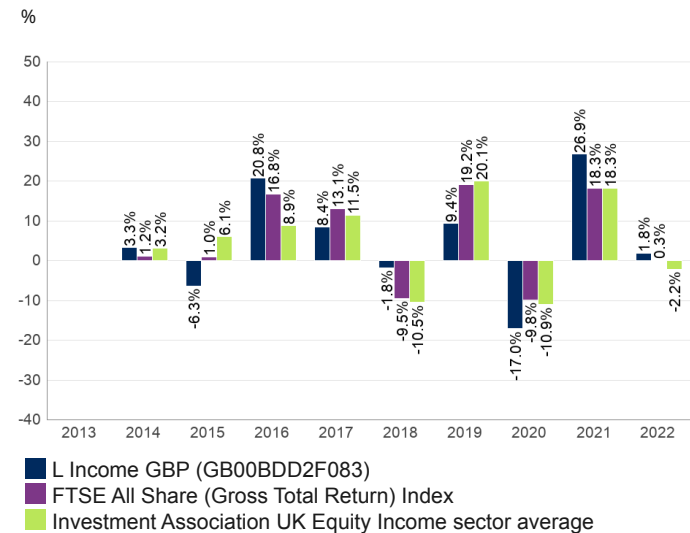
The charges you pay are used to pay the costs of running the fund, including the costs of marketing and distributing it. These charges reduce the potential growth of your investment.

The entry and exit charges shown are maximum figures and in some cases you might pay less. You can find out the actual entry and exit charges from your financial advisor.

The ongoing charges figure is based on the last year's expenses for the year ending December 2022 and may vary from year to year. The ongoing charge figure excludes portfolio transaction costs. The charges are mostly, if not exclusively, the Schroders Annual Charge (as may be discounted for retail unit classes depending on the size of the fund) but certain additional expenses may be charged as set out in the prospectus. The Schroders Annual Charge (without any discount) for this unit class of the fund is 0.84%. The fund's annual report for each financial year will include details on the exact charges made including any discounts.

Please see the prospectus for more details about the charges.

Past performance



Past performance is not a guide to future performance and may not be repeated. The value of investments may go down as well as up and you may not get back the amount you originally invested.

The chart shows performance in British pound after the ongoing charges and the portfolio transaction costs have been paid.

The fund was launched on 04/11/2005.
The shareclass was launched on 01/10/2013.
Performance figures are only available since the launch of the respective share class.

Practical information

Trustee: J. P. Morgan Europe Ltd.

Further Information: You can get further information about this fund, including the prospectus, latest annual report, any subsequent half-yearly reports and the latest price of units from www.schroders.com/ukinvestor and from Schroders, PO Box 1402, Sunderland, SR43 4AF, England, telephone 0800 182 2399. They are in English, free of charge.

Tax Legislation: The fund is subject to UK tax legislation which may have an impact on your personal tax position.

Liability: Schroder Unit Trusts Ltd may be held liable solely on the basis of any statement contained in this document that is misleading, inaccurate or inconsistent with the relevant parts of the fund's prospectus.

Switches: Subject to conditions, you may apply to switch your investment into another unit class within this fund or in another Schroder fund. Please see the

prospectus for more details.

Remuneration Policy: A summary of Schroders' remuneration policy and related disclosures is at www.schroders.com/remuneration-disclosures. A paper copy is available free of charge upon request. The policy includes a description of how remuneration and benefits are calculated & the identities of persons responsible for awarding the remuneration and benefits.

Glossary: You can find an explanation of some of the terms used in this document at www.schroders.com/ukinvestor/glossary.

Benchmark: The income target has been selected because the investment manager deploys strategies that aim to deliver the level of income stated in the investment objective. The comparator benchmarks have been selected because the investment manager and the manager believe that each of these benchmarks is a suitable comparison for performance purposes given the fund's investment objective and policy.

This document provides you with key investor information about this fund. It is not marketing material. The information is required by law to help you understand the nature and the risks of investing in this fund. You are advised to read it so you can make an informed decision about whether to invest.

Schroder US Equity Income Maximiser

an Authorised Unit Trust of Schroder Unit Trusts Limited

Class L Income GBP (GB00BYP25698)

This fund is managed by Schroder Unit Trusts Limited, which is a member of the Schroders Group.

Objectives and investment policy

Objectives

The fund aims to provide income by investing in equities of large US companies.

The fund aims to deliver an income of 5% per year but this is not guaranteed and could change depending on market conditions.

Investment policy

The fund invests at least 80% of its assets in a passively managed portfolio of the top 500 listed US companies by market capitalisation.

To seek to enhance the yield, the investment manager selectively sells short dated call options over individual securities held by the fund, portfolios of securities or indices by agreeing strike prices above which potential capital growth is sold.

The fund may also invest directly or indirectly in other securities (including in other asset classes), countries, regions, industries or currencies, collective investment schemes (including Schroder funds), warrants and money market

instruments, and hold cash.

The fund may use derivatives with the aim of achieving investment gains, reducing risk or managing the fund more efficiently.

The fund's investment strategy will typically underperform a similar portfolio of equities without a derivative overlay in periods when the underlying equity prices are rising, and has the potential to outperform when the underlying equity prices are falling.

Benchmark

The fund's performance should be assessed against the income target of 5% per year, and compared against the S&P 500 (Net Total Return) Index and the Investment Association North American sector average return.

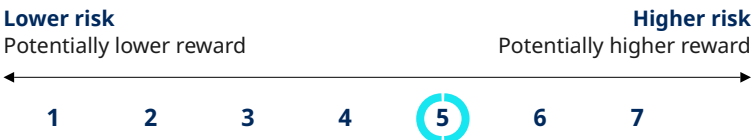
Dealing frequency

You may redeem your investment upon demand. This fund deals daily.

Distribution policy

This unit class pays income received from the fund's investments to you quarterly.

Risk and reward profile



The risk and reward indicator

The risk category was calculated using simulated performance data and may not be a reliable indicator of the fund's future risk profile.

The fund's risk category is not guaranteed to remain fixed and may change over time.

A fund in the lowest category does not mean a risk-free investment.

The fund is in this category because it can take higher risks in search of higher rewards and its price may rise and fall accordingly.

Risk factors

Capital risk / Distribution policy: As the fund intends to pay dividends regardless of its performance, a dividend may represent a return of part of the amount you invested.

Concentration risk: The fund may be concentrated in a limited number of geographical regions, industry sectors, markets and/or individual positions. This may result in large changes in the value of the fund, both up or down.

Currency risk: The fund may lose value as a result of movements in foreign exchange rates, otherwise known as currency rates.

Derivatives risk: Derivatives, which are financial instruments deriving their value from an underlying asset, may be used to manage the portfolio efficiently. The fund may also materially invest in derivatives including using short selling and leverage techniques with the aim of making a return. A derivative may not perform as expected, may create losses greater than the cost of the derivative and may result in losses to the fund.

Liquidity risk: In difficult market conditions, the fund may not be able to sell a security for full value or at all. This could affect performance and could cause the fund to defer or suspend redemptions of its shares, meaning investors may not be able to have immediate access to their holdings.

Maximiser funds: Derivatives, which are financial instruments deriving their value from an underlying asset, are used to generate income (which is paid to investors) and to reduce the volatility of returns but they may also reduce fund performance or erode capital value.

Operational risk: Operational processes, including those related to the safekeeping of assets, may fail. This may result in losses to the fund.

Performance risk: Investment objectives express an intended result but there is no guarantee that such a result will be achieved. Depending on market conditions and the macro economic environment, investment objectives may become more difficult to achieve.

IBOR risk: The transition of the financial markets away from the use of interbank offered rates (IBORs) to alternative reference interest rates may impact the valuation of certain holdings and disrupt liquidity in certain instruments. This may impact the investment performance of the fund.

Charges

One-off charges taken before or after you invest	
Entry charge	None
Exit charge	None
This is the maximum that might be taken out of your money before it is invested or before the proceeds of your investment are paid out.	
Charges taken from the fund over a year	
Ongoing charges	0.39%
Charges taken from the fund under certain specific conditions	
Performance fee	
None	

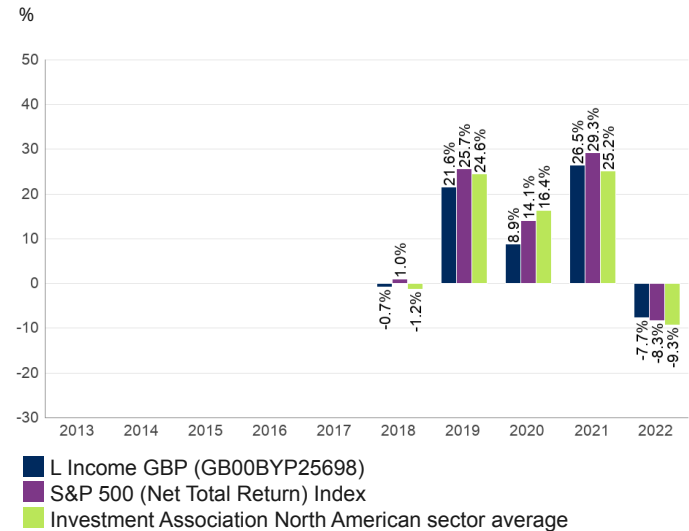
The charges you pay are used to pay the costs of running the fund, including the costs of marketing and distributing it. These charges reduce the potential growth of your investment.

The entry and exit charges shown are maximum figures and in some cases you might pay less. You can find out the actual entry and exit charges from your financial advisor.

The ongoing charges figure is based on the last year's expenses for the year ending December 2022 and may vary from year to year. The ongoing charge figure excludes portfolio transaction costs. The charges are mostly, if not exclusively, the Schroders Annual Charge (as may be discounted for retail unit classes depending on the size of the fund) but certain additional expenses may be charged as set out in the prospectus. The Schroders Annual Charge (without any discount) for this unit class of the fund is 0.39%. The fund's annual report for each financial year will include details on the exact charges made including any discounts.

Please see the prospectus for more details about the charges.

Past performance



Past performance is not a guide to future performance and may not be repeated. The value of investments may go down as well as up and you may not get back the amount you originally invested.

The chart shows performance in British pound after the ongoing charges and the portfolio transaction costs have been paid.

The fund was launched on 25/04/2017.

The shareclass was launched on 25/04/2017.

Practical information

Trustee: J. P. Morgan Europe Ltd.

Further Information: You can get further information about this fund, including the prospectus, latest annual report, any subsequent half-yearly reports and the latest price of units from www.schroders.com/ukinvestor and from Schroders, PO Box 1402, Sunderland, SR43 4AF, England, telephone 0800 182 2399. They are in English, free of charge. The manager's first report will be published in April 2018.

Tax legislation: The fund is subject to UK tax legislation which may have an impact on your personal tax position.

Liability: Schroder Unit Trusts Ltd may be held liable solely on the basis of any statement contained in this document that is misleading, inaccurate or inconsistent with the relevant parts of the fund's prospectus.

Switches: Subject to conditions, you may apply to switch your investment into another unit class within this fund or in another Schroder fund. Please see the

prospectus for more details.

Remuneration Policy: A summary of Schroders' remuneration policy and related disclosures is at www.schroders.com/remuneration-disclosures. A paper copy is available free of charge upon request. The policy includes a description of how remuneration and benefits are calculated & the identities of persons responsible for awarding the remuneration and benefits.

Glossary: you can find an explanation of some of the terms used in this document at www.schroders.co.uk/glossary.

Benchmark: The income target has been selected because the investment manager deploys strategies that aim to deliver the level of income stated in the investment objective. The comparator benchmarks have been selected because the investment manager and the manager believe that each of these benchmarks is a suitable comparison for performance purposes given the fund's investment objective and policy.

Key Investor Information



This document provides you with key investor information about this fund. It is not marketing material. The information is required by law to help you understand the nature and the risks of investing in this fund. You are advised to read it so you can make an informed decision about whether to invest.

Vanguard FTSE U.K. Equity Income Index Fund (the "Fund")

A sub-fund of Vanguard® Investments Funds ICVC

GBP Inc

ISIN: GB00B5B74684

Authorised Corporate Director: Vanguard Investments UK, Limited ("VIUK")

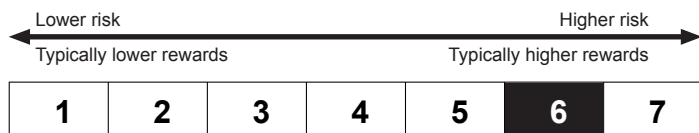
Objectives and investment policy

- The Fund seeks to track the performance of the FTSE U.K. Equity Income Index (the "Index").
- The Index consists of common shares of companies listed on the London Stock Exchange's main market, that are expected to pay dividends that generally are higher than average.
- The Fund is a passive fund which means it takes the form of tracking a specific index in order to replicate its performance.
- The Fund attempts to:
 1. Track the performance of the Index by investing in all constituent shares of the Index in the same proportion as the Index.
 2. Remain fully invested and hold small amounts of cash except in extraordinary market, political or similar conditions where the Fund may temporarily depart from this investment policy to avoid losses.
- The Fund may use derivatives (i.e. a financial contract whose value is based on the value of a financial asset (such as a share, bond, or currency) or a market index) in order to reduce risk or cost and/or generate extra income or growth (known as "efficient portfolio management").
- The currency of the share class is GBP.
- The Fund may not be appropriate for short-term investment.
- Income from the Fund will be paid out.
- Portfolio transaction costs will have an impact on performance.
- Shares in the Fund can be bought or sold on a daily basis (save on certain

bank holidays or public holidays and subject to certain restrictions described in Appendix 1 of the Prospectus) by submitting an application in writing or by telephone. A list of the days on which shares in the Fund cannot be bought or sold is available on:
<https://global.vanguard.com/portal/site/loadPDF?country=global&docId=11627>

For further information about the objectives and investment policy of the Fund and Vanguard's relationship with the Index provider, please see Appendix 1 and the "Disclaimer" section of the Vanguard Investments Funds ICVC prospectus (the "Prospectus") on our website at <https://global.vanguard.com/>

Risk and reward profile



- This indicator is based on historical data and may not be a reliable indication of the future risk profile of the Fund.
- The risk category shown is not guaranteed and may change over time.
- The lowest category does not mean "risk free".
- The Fund is rated 6 due to the nature of its investments which include the risks listed below. These factors may impact the value of the Fund's investments or expose the Fund to losses.
 - The value of equities and equity-related securities can be affected by daily stock market movements. Other influential factors include political, economic news, company earnings and significant corporate events.
 - Investment risk is concentrated in specific sectors, countries, currencies or companies. This means the Fund is more sensitive to any localised economic, market, political or regulatory events.

The risk and reward indicator does not take account of the following risks of investing in the Fund:

- Counterparty risk. The insolvency of any institutions providing services such as safekeeping of assets or acting as counterparty to derivatives or other instruments, may expose the Fund to financial loss.
- Liquidity risk. Lower liquidity means there are insufficient buyers or sellers to allow the Fund to sell or buy investments readily which could cause the Fund to incur higher costs when buying or selling investments or could mean that the Fund is not able to buy or sell investments when it would like to do so.
- Index tracking risk. The Fund is not expected to track the performance of the Index at all times with perfect accuracy. The Fund is, however, expected to provide investment results that, before expenses, generally correspond to the price and yield performance of the Index.
- Index sampling risk. As the Fund uses an index sampling technique whereby a representative sample of securities are selected to represent the Index, there is the risk that the securities selected for the Fund may not, in the aggregate, approximate the full Index.
- Use of derivatives. The use of derivatives could increase or reduce exposure to underlying assets and result in greater fluctuations of the Fund's net asset value.

For further information on risks please see the "Risk Factors" section of the Prospectus on our website at <https://global.vanguard.com>

Charges

The charges you pay are used to pay the costs of running the Fund, including the costs of marketing and distributing it. These charges reduce the potential growth of your investment. Any charges to the investor will be taken from capital, not income. This may increase the level of income paid but will result in capital erosion and will constrain growth.

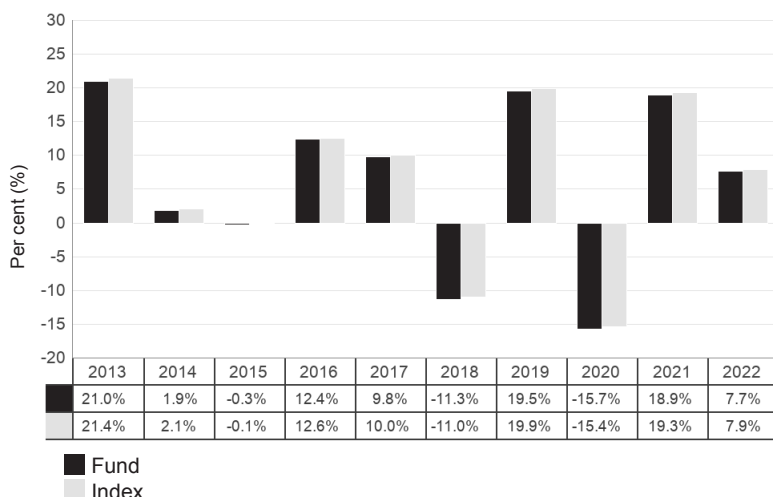
One-off charges taken before or after you invest	
Entry charge	None
Exit charge	None
This is the maximum that might be taken out of your money before it is invested / before the proceeds of your investment are paid out.	
Charges taken from the Fund over a year	
Ongoing charges	0.14%
Charges taken from the Fund under certain specific conditions	
Performance fee	None

The entry and exit charges shown are maximum figures and in some cases you might pay less. Investors can find out the actual entry and exit charges from their distributor and or adviser.

The ongoing charges figure is based on expenses for the year ended 31 December 2022. This figure may vary from year to year. It excludes portfolio transaction costs.

For further information about charges please see the sections entitled "Buying Shares", "Redeeming Shares", "Charges and Expenses", "Dilution Adjustment" and Appendix 1 of the Prospectus on our website at <https://global.vanguard.com>

Past performance



• Past performance:

1. **Is not a reliable indication of future performance.**
 2. Includes ongoing charges and the reinvestment of income. It excludes entry and exit fees.
 3. Has been calculated in GBP.
- Shares in the Fund were first issued in 2009. This share class was launched in 2009.

Practical information

- **Depository:** State Street Trustees Limited.
- **Documents, prices of shares and further information:** You can obtain copies of the Prospectus and the latest annual and semi-annual report and accounts for Vanguard Investments Funds ICVC ("VIF") along with the latest published prices of shares and other practical information, from our website at <https://global.vanguard.com>. The documents are available in English and are free of charge.
- **Prices:** The last published prices of shares in the Fund are also available from the FT's website www.ft.com or <https://global.vanguard.com>
- **Tax:** VIF is subject to the tax laws of the United Kingdom. Depending on your country of residence, this may have an impact on your personal tax position. You are recommended to consult your professional tax adviser.
- **Liability:** VIUK may be held liable solely on the basis of any statement contained in this document that is misleading, inaccurate or inconsistent with the relevant parts of the Prospectus for VIF.
- **Sub-funds:** This document describes a sub-fund of VIF. The prospectus and periodic reports are prepared for the entire company.
- The Fund's assets belong exclusively to the Fund and shall not be used to discharge the liabilities of or claims against VIF, other sub-funds of VIF or any other person or body.
- **Shares:** The Fund is part of VIF and has both accumulation and income shares. You may switch some or all of your shares of one type, to shares of another type within the same Fund, or between other sub-funds of VIF or other funds managed by VIUK. Details of switching are provided in the Prospectus.
- Information about other share classes offered by VIF can be found in the prospectus or from our website at <https://global.vanguard.com>.
- **Remuneration policy:** Details of the Vanguard European Remuneration Policy are available at <https://www.ie.vanguard/content/dam/intl/europe/documents/ch/en/ucits-v-remuneration-policy.pdf> including: (a) a description of how remuneration and benefits are calculated; and (b) the identities of persons responsible for awarding remuneration and benefits. A paper copy of these details may be obtained, free of charge, on request from the Head of Human Resources, Europe, Vanguard Asset Services, Limited, 4th Floor The Walbrook Building, 25 Walbrook, London EC4N 8AF.

Key Investor Information

This document provides you with the key investor information about this fund. It is not marketing material. The information is required by law to help you understand the nature and the risks of investing in this fund. You are advised to read it so you can make an informed decision about whether to invest.

WS Ruffer Diversified Return Fund (the "Fund"), C Accumulation, a fund within WS Ruffer Managed Funds (the "Company") (ISIN: GB00BMWLTQT53)

Waystone Management (UK) Limited is the Authorised Corporate Director of the Fund

Objective and investment policy

Objective

To achieve a positive return (an increase in value of the fund) with a focus on capital preservation in all market conditions after all costs and charges have been taken, over any 12 month period.

There is no guarantee that the objective will be met over any time period and you may get back less than you invest.

Investment Policy

To invest globally, including emerging markets (which are countries whose economies are progressing towards becoming advanced) in the following asset classes: equities (company shares), bonds (loans to either a company or government that usually pay interest), alternative investments (property and precious metals), money market instruments (which are short term loans that pay interest) and cash. As part of the equity exposure, the fund may invest in Investment Trusts. Investment in open-ended funds is limited to 10% of total assets by value.

The Investment Manager seeks to create a balanced portfolio by investing in both protective assets, such as bonds, derivatives and cash, and growth assets, such as equities. The Investment Manager seeks to identify opportunities where the potential rewards outweigh the potential risks through analysis of a company's markets, product/service offering, competitive position, financial strength and competence of its management.

Other features of the fund:

- The fund is actively managed. The Investment Manager uses its expertise to select investments for the fund and has the discretion to invest without the need to adhere to a particular benchmark.
- The fund may invest in other funds (including those managed by the Manager, the Investment Manager and their associates).
- The fund will not invest directly in alternative assets, but by using for example other funds.
- The fund can invest across different geographic regions, industry sectors and market capitalisations without limitation.
- You can buy and sell shares in the fund on each business day.
- Income from the fund will be added to the value of your investment.
- Derivatives (whose value is linked to that of another investment, e.g company shares, currencies) may be used for investment purposes and to manage the risk profile of the fund.
- Recommendation: This fund may not be appropriate for investors who plan to withdraw their money within 5 years.

Risk and reward profile



- This indicator shows how much a fund may have risen and fallen in the past, and therefore how much a fund's returns may have varied. It is a measure of the fund's volatility. As the fund has less than 5 years price history, this calculation incorporates the volatility of an appropriate benchmark index. The higher a fund's past volatility the higher the number on the scale and the greater the risk that investors in that fund may have made losses as well as gains.
- The fund has been classed as 5 because its volatility has been measured as above average.
- This indicator is based on historical data and may not be a reliable indication of the future risk profile of this fund.
- The risk and reward profile shown is not guaranteed to remain the same and may shift over time. The lowest number on the scale does not mean that a fund is risk free.
- Currency Risk: As the fund can be exposed to different currencies, changes in exchange rates may decrease the value of your investment.

- Counterparty Risk: The failure of a firm involved in a transaction with the fund or providing services to the fund may expose the fund to financial loss.
- Emerging Markets Risk: The fund may invest in emerging markets, which are markets in countries that are developing. Emerging markets may have more political and economic risks than developed markets, resulting in price movements that may cause a loss to the fund.
- Changes in Interest Rate Risk: A rise in interest rates generally cause bond prices to fall.
- Credit Risk: The value of a bond may be affected by its credit rating, the lower the rating the higher the risk of the issuer not paying interest or repaying the loan.
- Liquidity Risk: The fund may invest in assets where, in difficult market conditions, there is an increased risk that a position cannot be bought or sold in a timely manner or at a reasonable price and the Manager may suspend dealing in the fund.
- Derivatives Risk: A derivative may not perform as expected and may create losses greater than its cost.
- Alternative Investment Risk: The fund may invest in other investment vehicles to gain indirect exposure to alternative assets such as property and precious metals. Exposure to such investments can involve a higher degree of risk that may increase the risk of investment loss. The performance of such vehicles can be volatile and there is a risk that investors may experience a delay in receiving redemption proceeds.
- For more information about the fund's risks please see the Risk Factors section of the prospectus which is available at www.waystone.com.

Charges for this fund

The charges you pay are used to pay the costs of running the fund. These charges reduce the potential growth of your investment.


One-off charges taken before or after you invest	
Entry Charge	None
Exit Charge	None
Charges taken from the fund over the year	
Ongoing Charges	1.12%
Charges taken from the fund under certain specific conditions	
Performance Fee	None

The ongoing charges figure is based on expenses as at 30 August 2023. The ongoing charges are taken from the income of the fund. They exclude portfolio transaction costs, except in the case of an entry/exit charge paid by the fund when buying or selling units in another collective investment undertaking.

You may also be charged a dilution adjustment (an adjustment to cover dealing costs incurred by the fund) on entry to or exit from the fund.

For more information about charges, please see the Company's prospectus which is available at www.waystone.com.

Past performance



- Past performance is not a guide to future performance.
- The fund was launched in September 2021.
- The share class was launched on 1 September 2021.
- Past performance takes into account all charges and costs

Practical information

WS Ruffer Managed Funds	This key investor information document describes a fund within the Company. The prospectus and periodic reports are prepared for the entire company.
Documents	You can obtain further detailed information regarding the Fund and the Company's latest Value Assessment report, its Prospectus, latest annual reports and any subsequent half yearly reports free of charge from the Authorised Corporate Director by calling 0345 601 9610 or visiting www.waystone.com and also by request in writing to Waystone Management (UK) Limited, PO Box 389, Darlington, DL1 9UF. Details of Waystone Management (UK) Limited remuneration policy (including a description of how remuneration and benefits are calculated and the composition of the remuneration committee) are available at www.waystone.com or by requesting a paper copy free of charge (see above for contact details).
Prices of shares and further information	You can check the latest prices by calling 0345 601 9610 or by visiting our website www.waystone.com .
Right to switch	Subject to any restrictions on the eligibility of investors for a share class, a shareholder in one fund may be able to switch all or some of his shares in one fund for shares in another fund in the company. See the prospectus for full details.
Fund Segregation	The Company is an umbrella fund with segregated liability between funds. This means that the holdings of this fund are maintained separately under UK law from the holdings of other funds of the Company and your investment in this fund will not be affected by any claims against another fund of the Company.
Depository	The Bank of New York Mellon (International) Limited
Tax	UK tax legislation may have an impact on your personal tax position.
Liability	Waystone Management (UK) Limited may be held liable solely on the basis of any statement contained in this document that is misleading, inaccurate or inconsistent with the relevant parts of the prospectus for the Company.

This fund is authorised in the United Kingdom and regulated by the Financial Conduct Authority (FCA). Waystone Management (UK) Limited is authorised in the United Kingdom and regulated by the FCA.

This key investor information is accurate as at 09/10/2023.