

Portfolio Manager



James Kempster
Manager since September 2019

Portfolio objective

To provide a higher level of income than our benchmark and a long-term capital return to protect the real value of the capital.

Investment approach

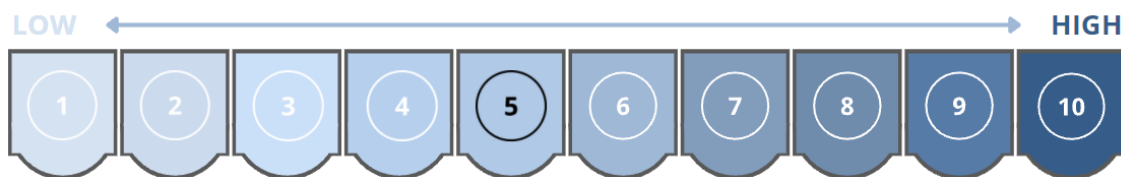
The objective is achieved by using an investment approach balanced between fixed interest securities and UK and international equity, allowing the portfolio to benefit from higher levels of income and also the potential for protection from inflation. The performance of all the funds in the portfolio is constantly monitored and formally reviewed on a quarterly basis by our investment committee.

Portfolio manager's commentary

After the initial shock from US tariff announcements in April, markets regained ground during the quarter as Donald Trump enacted a pause and shifted focus to negotiating deals with key trading partners, including the UK, Japan and the EU. This helped reduce uncertainty and lifted share prices globally, though gains were again concentrated in a small number of large US tech firms. Meanwhile, concerns resurfaced around Trump's major tax and spending plans, which rely heavily on future tariff income and could significantly increase US government debt.

At this review we made one main change at an sector level and that was to reduce the cash weighting in favour of Gilts. As interest rates continue to fall, the lower the return will be on cash assets. Whilst we still value the sector for its defensive characteristics, we believe there is better value to be found in Gilts which benefit from falling interest rates. Full details of the changes being recommended can be found on our website.

Indicative risk rating



Xplan risk level

Moderately
Cautious &
Moderate

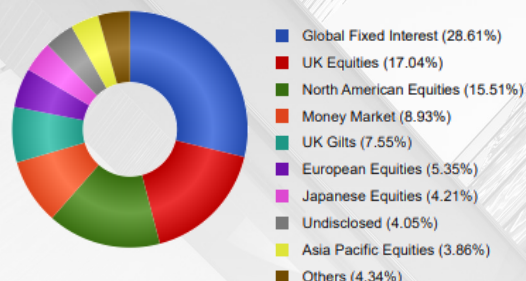
10 year fund performance versus benchmark



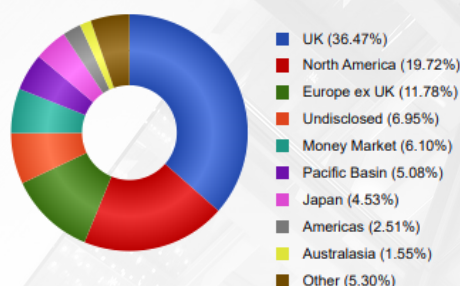
Top 10 Holdings

L&G - All Stocks Gilt Index	7%
Schroder - Income Maximiser	7%
Fidelity - Extra Income	6%
M&G - Emerging Markets Bond	6%
Royal London - Corporate Bond	6%
Schroder - US Equity Income Maximiser	6%
Vanguard - FTSE UK Equity Income Index	6%
HSBC - American Index	5%
HSBC - European Index	5%
Royal London - Short Duration Credit	5%

Asset allocation



Regional breakdown



Important notes

All data are to 31.07.2025. Any fund performance data include explicit (OCF) and implicit (ongoing) fund manager charges but do not include platform, adviser or investment management fees. Full details will be outlined in your product provider illustration. For further information please contact your financial adviser.

Past performance is not a guide to future performance. The value of investments and any income from them may fall as well as rise; you may get back less than the amount invested. Higher volatility investments are subject to sudden and large falls in value and could result in a loss equal to the sum invested. Certain investments (e.g. property) are not readily realisable and investors may experience difficulty in realising the investment or in obtaining reliable information on the value or associated risks. Changes in rates of exchange may have an adverse effect on the value, price or income of investments denominated in currencies other than Sterling.

This document has been prepared and published by IMS Capital, a trading style of Argentis Wealth Management Ltd, Active Financial Partners Ltd and Argentis Financial Planning Ltd which are authorised and regulated by the Financial Conduct Authority.

The information and opinions contained herein are based upon sources believed by IMS Capital to be reliable, but which may not have been independently verified and no guarantees, representations or warranties are made as to its accuracy, completeness or suitability for any purpose. Any opinion or estimate expressed in this publication is IMS Capital's current opinion as of the date of this publication and is subject to change without notice. Any references to the impact of taxation are made in the context of current legislation and may not be valid should levels and /or bases of taxation change. This document is not intended as an offer or solicitation for the purchase or sale of any investment or any other action. No personal recommendation is being made to you; the securities referred to may not be suitable for you and this material should not be relied upon in substitution for the exercise of independent judgment or seeking independent advice. IMS Capital will not be liable for any direct or indirect damages, including lost profits, arising in any way from the information contained in this material. This material is for the use of intended recipients only and is not directed at you if IMS Capital is prohibited or restricted by any legislation or regulation in any jurisdiction from making it available to you. This document is being supplied to you solely for your information and may not be re-produced, re-distributed or passed to any other person or published in whole or in part for any purpose. The material in this document is not intended for distribution or use outside of the United Kingdom.

Key Investor Information Disclosure Documents (KIIDs) or Key Information Documents (KIDs) for the underlying funds can be found on our website: www.imscapital.co.uk/kiid.

Key facts

Ongoing charge figure	0.82%
ISA qualification	Yes
Twelve month historical yield	4.28%
Volatility*	6.54 (Benchmark 6.58)

*Volatility measures how much an investment deviates from its average over a period.

The ongoing charge figure above represents the average OCF across the range of available platforms and does not include adviser or platform fees. Full details of all charges will be outlined in your product provider illustration. For further information please contact your financial adviser.

Please note that any performance figures quoted are based on the underlying assets held during the dates specified and therefore they will not necessarily match the returns which are experienced by end investors. The performance comparator shown overleaf is provided to give context to performance but it is not a target, nor is the portfolio bound or influenced by it.

Alternative asset selections to those shown are occasionally necessary. As such, this factsheet should be used in conjunction with the relevant Fund Change documents.

All assets are held via the platform selected. All transactions will be made within a reasonable time from receipt and IMS is not responsible for any delays where there are unforeseen issues with third party providers.

5 Lancer House
Hussar Court, Westside View
Waterlooville, Hampshire
PO7 7SE

Tel: +44 2392 239800
Fax: +44 2392 263432
Email: info@imscapital.co.uk