

Future Focused Balanced portfolio

Quarterly update - August 2025

Portfolio Manager



James Kempster
Manager since September 2019

Portfolio objective

Selecting funds that place an emphasis on ethical investment criteria whilst providing a long term capital return in excess of the UT Mixed Investment 40%-85% Shares Retail sector.

Investment approach

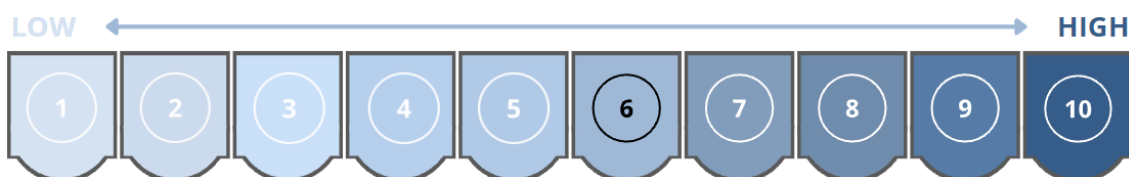
Funds are selected by applying a filter to identify those that meet our strict ethical criteria. The objective is achieved by using a balanced investment approach, gaining exposure to a number of different asset types including shares and bonds across a broad range of international markets. The performance of all the funds in the portfolio is constantly monitored and formally reviewed on a quarterly basis by our investment committee.

Portfolio manager's commentary

The quarter was dominated by Donald Trump's 'Liberation Day' announcement which unveiled sweeping new import taxes. Markets reacted sharply, particularly in America, where tech stocks led a broad sell-off. In contrast, European markets proved more resilient, helped by more stable economic data and relatively modest exposure to the sectors most affected by US-China tensions. As UK investors, a weaker US dollar helped to soften some of the losses in overseas markets.

At this review we introduced a new fund to give the portfolio direct exposure to the Global Bonds sector. iShares ESG Screened Overseas Bond Index is a passive option which will also help to lower the overall cost of the model. To fund this change, Aegon Ethical Bond was sold and two other funds were reduced. Aegon had been flagged due to persistent performance concerns so this was a good opportunity to make a change. Full details of the changes being recommended can be found on our website.

Indicative risk rating



Xplan risk level

Moderate

10 year fund performance versus benchmark

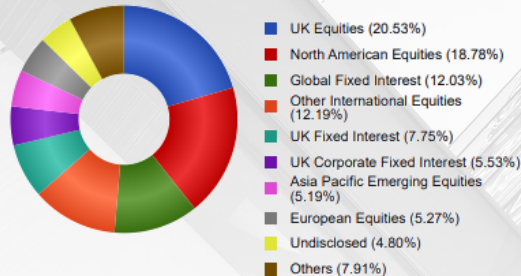


A - ***IMS Future Focused Balanced 01/05/2025 TR in GB [81.37%]
B - UT Mixed Investment 40-85% Shares Retail TR in GB [74.43%]

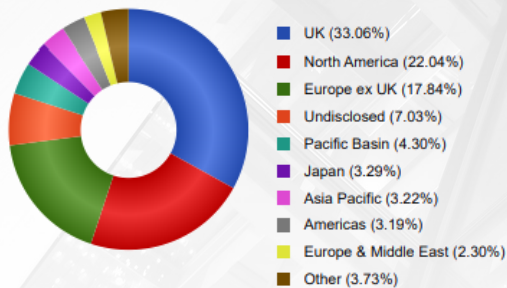
Top 10 Holdings

iShares - ESG Screened Overseas Corporate Bond Index	10%
Schroder - Global Sustainable Value Equity	9%
Rathbone - Ethical Bond	8%
AllianceBernstein - Sustainable US	7%
iShares - UK Equity ESG Screened and Optimised Index	7%
Royal London - Sustainable Leaders	7%
CT - Responsible Global Equity	6%
Janus Henderson - Global Sustainable Equity	6%
Jupiter - Ecology	6%
Liontrust - SF UK Growth	6%

Asset allocation



Regional breakdown



Important notes

All data are to 31.07.2025. Any fund performance data include explicit (OCF) and implicit (ongoing) fund manager charges but do not include platform, adviser or investment management fees. Full details will be outlined in your product provider illustration. For further information please contact your financial adviser.

Past performance is not a guide to future performance. The value of investments and any income from them may fall as well as rise; you may get back less than the amount invested. Higher volatility investments are subject to sudden and large falls in value and could result in a loss equal to the sum invested. Certain investments (e.g. property) are not readily realisable and investors may experience difficulty in realising the investment or in obtaining reliable information on the value or associated risks. Changes in rates of exchange may have an adverse effect on the value, price or income of investments denominated in currencies other than Sterling.

This document has been prepared and published by IMS Capital, a trading style of Argentis Wealth Management Ltd, Active Financial Partners Ltd and Argentis Financial Planning Ltd which are authorised and regulated by the Financial Conduct Authority.

The information and opinions contained herein are based upon sources believed by IMS Capital to be reliable, but which may not have been independently verified and no guarantees, representations or warranties are made as to its accuracy, completeness or suitability for any purpose. Any opinion or estimate expressed in this publication is IMS Capital's current opinion as of the date of this publication and is subject to change without notice. Any references to the impact of taxation are made in the context of current legislation and may not be valid should levels and /or bases of taxation change. This document is not intended as an offer or solicitation for the purchase or sale of any investment or any other action. No personal recommendation is being made to you; the securities referred to may not be suitable for you and this material should not be relied upon in substitution for the exercise of independent judgment or seeking independent advice. IMS Capital will not be liable for any direct or indirect damages, including lost profits, arising in any way from the information contained in this material. This material is for the use of intended recipients only and is not directed at you if IMS Capital is prohibited or restricted by any legislation or regulation in any jurisdiction from making it available to you. This document is being supplied to you solely for your information and may not be re-produced, re-distributed or passed to any other person or published in whole or in part for any purpose. The material in this document is not intended for distribution or use outside of the United Kingdom.

Key Investor Information Disclosure Documents (KIIDs) or Key Information Documents (KIDs) for the underlying funds can be found on our website: www.imscapital.co.uk/kiid.

Key facts

Ongoing charge figure	0.99%
ISA qualification	Yes
Twelve month historical yield	2.54%
Volatility*	8.21 (Benchmark 7.46)

*Volatility measures how much an investment deviates from its average over a period.

The ongoing charge figure above represents the average OCF across the range of available platforms and does not include adviser or platform fees. Full details of all charges will be outlined in your product provider illustration. For further information please contact your financial adviser.

Please note that any performance figures quoted are based on the underlying assets held during the dates specified and therefore they will not necessarily match the returns which are experienced by end investors. The performance comparator shown overleaf is provided to give context to performance but it is not a target, nor is the portfolio bound or influenced by it.

Alternative asset selections to those shown are occasionally necessary. As such, this factsheet should be used in conjunction with the relevant Fund Change documents.

All assets are held via the platform selected. All transactions will be made within a reasonable time from receipt and IMS is not responsible for any delays where there are unforeseen issues with third party providers.

5 Lancer House
Hussar Court, Westside View
Waterlooville, Hampshire
PO7 7SE

Tel: +44 2392 239800
Fax: +44 2392 263432
Email: info@imscapital.co.uk