



Artemis High Income Fund (the “fund”)

Class I quarterly distribution units, GBP [ISIN: GB00B2PLJN71]

The fund is managed by Artemis Fund Managers Limited.


KEY INVESTOR INFORMATION

This document provides you with key investor information about this fund. It is not marketing material. The information is required by law to help you understand the nature and risks of investing in the fund. You are advised to read it so you can make an informed decision about whether to invest.

OBJECTIVES AND INVESTMENT POLICY

Objective	To provide a combination of a high level of income and capital growth, before fees, over a rolling five year period. The manager defines a high level of income as equal to, or in excess of, the average yield of the funds in the fund's Investment Association sector, the Strategic Bond sector.	
Investment policy	What the fund invests in	<ul style="list-style-type: none"> • 80% to 100% in bonds (of any credit quality). • Up to 20% in company shares. • The fund may also invest in cash and near cash, other transferable securities, other funds (up to 10%) managed by Artemis and third party funds, money market instruments, and derivatives.
	Use of derivatives	The fund may use derivatives for efficient portfolio management purposes to: <ul style="list-style-type: none"> • reduce risk • manage the fund efficiently.
	Where the fund invests	<ul style="list-style-type: none"> • Globally
	Industries the fund invests in	<ul style="list-style-type: none"> • Any
	Other limitations specific to this fund	<ul style="list-style-type: none"> • At least 80% of the fund will be invested in assets denominated in sterling, or will be hedged back to sterling.
Investment strategy	<ul style="list-style-type: none"> • The fund is actively managed. • The manager seeks investments that offer the best value free cashflow available, as cashflow evidenced by an above-average yield on bonds or shares. • On occasion, investments are made on the basis of future dividend growth. • The manager focuses on the ability of a bond issuer to pay the interest on a bond and to repay a bond at its expiry, and the valuation attached to a bond as a result. 	
Benchmarks	<ul style="list-style-type: none"> • IA £ Strategic Bond NR A group of other asset managers' funds that invest in similar asset types as this fund, collated by the Investment Association. It acts as a 'target benchmark' that the fund aims to outperform. Management of the fund is not restricted by this benchmark.	
Other information	<ul style="list-style-type: none"> • Dealing frequency: Open Monday to Friday except on UK public holidays. Instructions received before 12 noon UK time will be processed at 12 noon on the same day. • Distribution policy: This is a distribution class. Income received is paid out to investors every three months. 	

RISK AND REWARD PROFILE



- The fund is in the category shown due to historic volatility (how much and how quickly the value of shares in the fund may have risen and fallen in the past due to movements in markets, currencies and interest rates). It may not be a reliable indication of the future risk profile of the fund.
- The risk category has been calculated using historic data and may not be a reliable indicator of the fund's future risk profile.
- A risk indicator of "1" does not mean that the investment is "risk free".

The risk indicator may not fully take into account the following risks and the following may affect fund performance:

- **Market volatility risk:** The value of the fund and any income from it can fall or rise because of movements in stockmarkets, currencies and interest rates, each of which can move irrationally and be affected unpredictably by diverse factors, including political and economic events.
- **Currency risk:** The fund's assets may be priced in currencies other than the fund base currency. Changes in currency exchange rates can therefore affect the fund's value.
- **Income risk:** Although the fund aims to pay a regular income, the payment of income and its level is not guaranteed.
- **Credit risk:** Investments in bonds are affected by interest rates, inflation and credit ratings. It is possible that bond issuers will not pay interest or return the capital. All of these events can reduce the value of bonds held by the fund.
- **Higher-yielding bonds risk:** The fund may invest in higher-yielding bonds, which may increase the risk to capital. Investing in these types of assets (which are also known as sub-investment grade bonds) can produce a higher yield but also brings an increased risk of default, which would affect the capital value of the fund.
- **Charges from capital risk:** Where charges are taken wholly or partly out of a fund's capital, distributable income may be increased at the expense of capital, which may constrain or erode capital growth.

Please refer to the fund's prospectus for full details of these and other risks which are applicable to this fund.

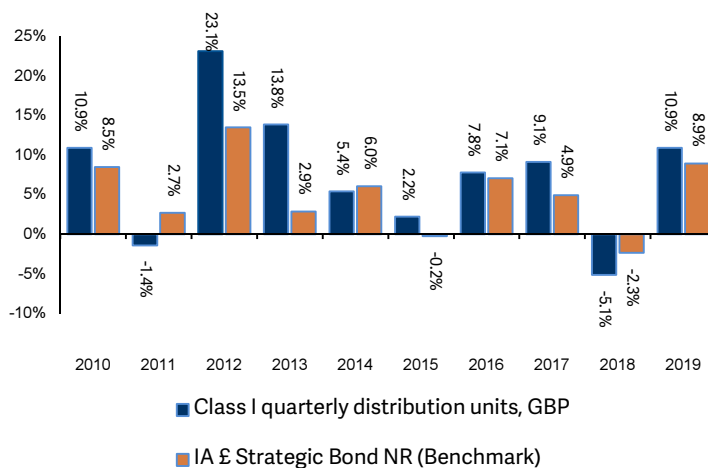
CHARGES FOR THE FUND

One-off charges taken before or after you invest	
Entry charge	None
Exit charge	None
This is the maximum that might be taken out of your money before it is invested or before the proceeds of your investment are paid out.	
Charges taken from the fund over a year	
Ongoing charge	0.715%
Charges taken from the fund under certain specific conditions	
Performance fee	None

- The charges you pay are used to pay the costs of running the fund, including the costs of marketing and distributing it. The charges reduce the potential growth of your investment.
- The ongoing charges figure is an estimate rather than a historic figure because this better reflects the expected future charges. The charges may vary from year to year. The exact charges made for each financial year are contained in the fund's annual report.
- Some or all of the annual management charge is taken from capital.

For more information about charges, please see the fund's prospectus, which is available at www.artemisfunds.com or www.fundinfo.com.

PAST PERFORMANCE



- Past performance is net of all charges except any costs incurred when investors buy or sell the fund.
- This class may have charges or a hedging approach different from those in the IA sector benchmark.
- How the fund has performed in the past is not a guide to how it will perform in the future.
- Performance is calculated in sterling.
- Fund launch date: 26 May 1995.
- Class launch date: 7 March 2008.

PRACTICAL INFORMATION

Trustee: J.P. Morgan Europe Limited.

Further information: Can be obtained from the fund's prospectus and the latest annual and half-yearly reports. The documents are in English and available free of charge. These can be found, along with other information such as the price of the fund's classes by contacting Artemis or visiting www.fundinfo.com.

Remuneration policy: Information about Artemis' remuneration policy is available by contacting Artemis; a paper copy is available free of charge on request.

Tax legislation: UK tax legislation that applies to the fund may have an impact on your personal tax position.

Liability: Artemis Fund Managers Limited may be held liable solely on the basis of any statement contained in this document that is misleading, inaccurate or inconsistent with the relevant parts of the prospectus for the fund.

Glossary: For more information about some of the terms used in this document, please visit www.artemisfunds.com/glossary.

Switches: Subject to any restrictions on the eligibility of investors for a particular class, you can switch your investments between funds or classes in the Artemis range. For further information, please refer to the prospectus or contact Artemis.

Contact Artemis: Visit www.artemisfunds.com or call 0800 092 2051 (from UK) or +441268 445 401.

Authorisation and regulation: The fund is authorised in the UK by the Financial Conduct Authority. Artemis Fund Managers Limited is authorised and regulated in the UK by the Financial Conduct Authority.

This key investor information is accurate as at 10 July 2020.



Artemis US Select Fund (the “fund”)

Class I accumulation shares, GBP [ISIN: GB00BMMV5105]

A sub-fund of Artemis Investment Funds ICVC.

The fund is managed by Artemis Fund Managers Limited.


KEY INVESTOR INFORMATION

This document provides you with key investor information about this fund. It is not marketing material. The information is required by law to help you understand the nature and risks of investing in the fund. You are advised to read it so you can make an informed decision about whether to invest.

OBJECTIVES AND INVESTMENT POLICY

Objective	To grow capital over a five year period.	
Investment policy	What the fund invests in	<ul style="list-style-type: none"> • 80% to 100% in company shares. • Up to 20% in bonds, cash and near cash, other transferable securities, other funds (up to 10%) managed by Artemis and third party funds, and money market instruments.
	Use of derivatives	<p>The fund may use derivatives for efficient portfolio management purposes to:</p> <ul style="list-style-type: none"> • reduce risk • manage the fund efficiently.
	Where the fund invests	<ul style="list-style-type: none"> • United States of America, including companies in other countries that are headquartered or have a significant part of their activities in the USA.
	Industries the fund invests in	<ul style="list-style-type: none"> • Any
	Other limitations specific to this fund	<ul style="list-style-type: none"> • None
Investment strategy	<ul style="list-style-type: none"> • The fund is actively managed. • The manager uses multiple sources of information, both to generate ideas and to assist in validating and testing candidate companies for investment. This is complemented by techniques such as data mining (examining large databases of information) and financial analysis. • External research is also used in order to tap into knowledge already available and to look for different views. • The manager carries out a significant amount of analysis of wider economic trends to understand cyclical and long-term trends and the outlook. 	
Benchmarks	<ul style="list-style-type: none"> • S&P 500 TR GBP A widely-used indicator of the performance of 500 large publicly-traded US companies, some of which the fund invests in. It acts as a ‘comparator benchmark’ against which the fund’s performance can be compared. Management of the fund is not restricted by this benchmark. • IA North America NR A group of other asset managers’ funds that invest in similar asset types as this fund, collated by the Investment Association. It acts as a ‘comparator benchmark’ against which the fund’s performance can be compared. Management of the fund is not restricted by this benchmark. 	
Other information	<ul style="list-style-type: none"> • Dealing frequency: Open Monday to Friday except on UK public holidays. Instructions received before 12 noon UK time will be processed at 12 noon on the same day. • Distribution policy: This is an accumulation class. Income received is reinvested in the value of the fund. 	

RISK AND REWARD PROFILE



- The fund is in the category shown due to historic volatility (how much and how quickly the value of shares in the fund may have risen and fallen in the past due to movements in markets, currencies and interest rates). It may not be a reliable indication of the future risk profile of the fund.
- The risk category has been calculated using historic data and may not be a reliable indicator of the fund’s future risk profile.
- A risk indicator of “1” does not mean that the investment is “risk free”.

The risk indicator may not fully take into account the following risks and the following may affect fund performance:

- **Market volatility risk:** The value of the fund and any income from it can fall or rise because of movements in stockmarkets, currencies and interest rates, each of which can move irrationally and be affected unpredictably by diverse factors, including political and economic events.
- **Currency risk:** The fund’s assets may be priced in currencies other than the fund base currency. Changes in currency exchange rates can therefore affect the fund’s value.
- **Concentration risk:** The fund may have investments concentrated in a limited number of holdings. This can be more risky than holding a wider range of investments.

Please refer to the fund’s prospectus for full details of these and other risks which are applicable to this fund.

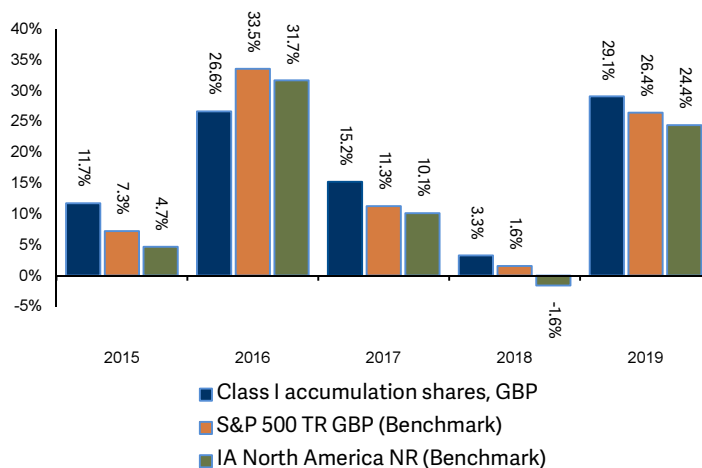
CHARGES FOR THE FUND

One-off charges taken before or after you invest	
Entry charge	None
Exit charge	None
This is the maximum that might be taken out of your money before it is invested or before the proceeds of your investment are paid out.	
Charges taken from the fund over a year	
Ongoing charge	0.850%
Charges taken from the fund under certain specific conditions	
Performance fee	None

- The charges you pay are used to pay the costs of running the fund, including the costs of marketing and distributing it. The charges reduce the potential growth of your investment.
- The ongoing charges figure is an estimate rather than a historic figure because this better reflects the expected future charges. The charges may vary from year to year. The exact charges made for each financial year are contained in the fund's annual report.
- The annual management charge is taken from income.

For more information about charges, please see the fund's prospectus, which is available at www.artemisfunds.com or www.fundinfo.com.

PAST PERFORMANCE



- Past performance is net of all charges except any costs incurred when investors buy or sell the fund.
- This class may have charges or a hedging approach different from those in the IA sector benchmark.
- How the fund has performed in the past is not a guide to how it will perform in the future.
- Performance is calculated in sterling.
- Fund launch date: 19 September 2014.
- Class launch date: 19 September 2014.

PRACTICAL INFORMATION

Depository: J.P. Morgan Europe Limited.

Further information: Can be obtained from the fund's prospectus and the latest annual and half-yearly reports. The documents are in English and are available free of charge. These can be found, along with other information such as the price of the fund's classes by contacting Artemis or visiting www.fundinfo.com.

Sub-fund assets: The assets of each sub-fund belong exclusively to it and are not available to meet the liabilities of any other sub-fund or Artemis Investment Funds ICVC.

Remuneration policy: Information about Artemis' remuneration policy is available at www.artemisfunds.com; a paper copy is available free of charge on request.

Tax legislation: UK tax legislation that applies to the fund may have an impact on your personal tax position.

Liability: Artemis Fund Managers Limited may be held liable solely on the basis of any statement contained in this document that is misleading, inaccurate or inconsistent with the relevant parts of the prospectus for the fund.

Glossary: For more information about some of the terms used in this document, please visit www.artemisfunds.com/glossary.

Switches: Subject to any restrictions on the eligibility of investors for a particular class, you can switch your investments between funds or classes in the Artemis range. For further information, please refer to the prospectus or contact Artemis.

Additional information for investors in and from Switzerland: The prospectus, the key investor information, the articles of incorporation and the annual and semi-annual reports are available free of charge from the Swiss Representative and Paying Agent, RBC Investor Services Bank S.A., Esch-sur-Alzette, Zurich Branch, Bleicherweg 7, CH-8027 Zurich.

Contact Artemis: Visit www.artemisfunds.com or call 0800 092 2051 (from UK) or +441268 445 401.

Authorisation and regulation: The fund is authorised in the UK by the Financial Conduct Authority. Artemis Fund Managers Limited is authorised and regulated in the UK by the Financial Conduct Authority.

This key investor information document is accurate as at 10 July 2020.

This document provides you with key investor information about this fund. It is not marketing material. The information is required by law to help you understand the nature and the risks of investing in this fund. You are advised to read it so you can make an informed decision about whether to invest.

ASI Sterling Money Market Fund I Acc (ISIN GB00B1C42332) A sub-fund of Aberdeen Standard OEIC I. Aberdeen Standard Fund Managers Limited is the Authorised Corporate Director that manages the Fund.

OBJECTIVES AND INVESTMENT POLICY

Investment Objective

The fund aims to generate income and preserve some capital over the short term (2 years or less) by investing in cash deposits and money market instruments.

Performance Target: The fund targets a return equivalent to 1 Week GBP LIBID. The Performance Target is the level of performance that the management team hopes to achieve for the fund. There is however no certainty or promise that they will achieve the Performance Target. 1 Week GBP LIBID has been chosen as a proxy for the return from cash deposits.

Investment Policy


Portfolio Securities

- The fund invests at least 80% in cash deposits and money market instruments.
- The fund may also invest in reverse repos, securitisations and asset-backed commercial paper.
- The fund may also invest in other funds (including those managed by Aberdeen Standard Investments).
- The fund qualifies as a money-market fund under the MMF Regulation and more specifically as a Standard VNAV MMF.

Management Process

- The management team use their discretion (active management) to maintain a diverse asset mix at country, sector and company level.
- The fund is managed in line with the MMF Regulation which is used as a reference for portfolio management and risk monitoring of the fund. For example, constraints include limits on the average maturity of the portfolio.

RISK AND REWARD PROFILE



This indicator reflects the volatility of the fund's share price over the last five years which in turn reflects the volatility of the underlying assets in which the fund invests. Historical data may not be a reliable indication for the future.

The current rating is not guaranteed and may change if the volatility of the assets in which the fund invests changes. The lowest rating does not mean risk free.

The fund is rated as 1 because of the extent to which the following risk factors apply:

- The fund invests in securities which are subject to the risk that the issuer may default on interest or capital payments.
- The use of derivatives carries the risk of reduced liquidity, substantial loss and increased volatility in adverse market conditions, such as a failure amongst market participants. The use of derivatives may result in the fund being leveraged (where market exposure and thus the potential for loss by the fund exceeds the amount it has invested) and in these market conditions the effect of leverage will be to magnify losses.
- The fund price can go up or down daily for a variety of reasons including changes in interest rates, inflation expectations or the perceived credit quality of individual countries or securities.
- The fund may hold money-market instruments, the value of which may be subject to adverse movements in extreme market conditions.

All investment involves risk. This fund offers no guarantee against loss or that the fund's objective will be attained.

The price of assets and the income from them may go down as well as up and cannot be guaranteed; an investor may receive back less than their original investment.

Derivatives and Techniques

- The fund may use derivatives to reduce risk, reduce cost and/ or generate extra income or growth consistent with the risk profile of the fund (often referred to as "Efficient Portfolio Management").
- Derivatives include instruments used to manage expected changes in investments.

Investors in the fund may buy and sell shares on any dealing day (as defined in the Prospectus).

If you invest in income shares, income from investments in the fund will be paid out to you. If you invest in accumulation shares, income will be added to the value of your shares.

Recommendation: the fund may not be appropriate for investors who plan to withdraw their money within two years. Investors should satisfy themselves that their attitude to risk aligns with the risk profile of this fund before investing.

Inflation reduces the buying power of your investment and income.

The value of assets held in the fund may rise and fall as a result of exchange rate fluctuations.

The fund could lose money if an entity (counterparty) with which it does business becomes unwilling or unable to honour its obligations to the fund.

In extreme market conditions some securities may become hard to value or sell at a desired price. This could affect the fund's ability to meet redemptions in a timely manner.

The fund could lose money as the result of a failure or delay in operational processes and systems including but not limited to third party providers failing or going into administration.

CHARGES

The charges you pay are used to pay the costs of running the fund including marketing and distributing it. These charges reduce the potential growth of your investment.

One-off charges taken before or after you invest

Entry charge	0.00%
Exit charge	0.00%

These are the maximum charges that we might take out of your money before it is invested and before we pay out the sale proceeds of your investment. In some cases, you might pay less and you should speak to your financial adviser about this.

Charges taken from the fund over a year

Ongoing charges	0.15%
-----------------	-------

Charges taken from the fund under certain specific conditions

Performance fee	0.00%
-----------------	-------

The Ongoing Charges figure reflects the amount based on the expenses within the annual report for each financial year. This figure may vary from year to year. It excludes: performance fees (where applicable); portfolio transaction costs, except in the case of an entry/exit charge paid by the fund when buying or selling in another collective investment undertaking.

Where the Fund invests in an open-ended collective investment scheme which is operated or managed by the ACD/the Manager or an associate of the ACD/the Manager, no additional annual management charge will be incurred by the Fund on such an investment.

The annual report for each financial year will include detail on the exact charges made.

The Ongoing Charge figure is as at 31/07/2019.

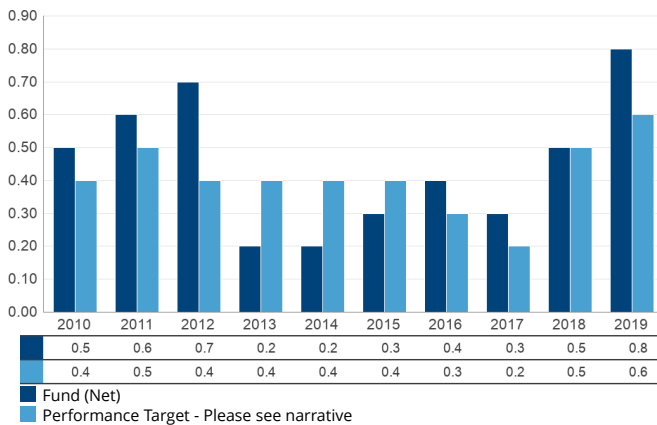
A switching charge may be applied in accordance with the Prospectus. For more information about charges please see Prospectus.

Further information on the charges can be found in the Prospectus.

PAST PERFORMANCE

ASI Sterling Money Market Fund, I Acc, 31 December 2019

% Returns



Past performance is not a guide to future performance.

Performance is net of charges and does not take into account any entry, exit or switching charges but does take into account the ongoing charge, as shown in the Charges section.

Performance is calculated in GBP.

The fund was launched in 1990. The share/unit class was launched in 2007.

Performance Target - 1 Week GBP LIBID (GBP).

PRACTICAL INFORMATION

This document describes only one share class and other share classes are available. Information on how to buy, sell and switch shares is available by contacting us (see below).

Detailed information about the Fund, including its Prospectus, latest Annual and Half-Yearly reports and current share prices is available at aberdeenstandard.com. Alternatively, please contact Aberdeen Standard Fund Managers Limited, PO BOX 12233, Chelmsford, Essex CM99 2EE. Telephone: 0345 113 6966. Email: customer.services@aberdeenstandard.com. The documents are available in English only.

Aberdeen Standard OEIC I offers a range of funds with diversified investment objectives. The Prospectus, Annual and Half-Yearly reports cover all the funds within Aberdeen Standard OEIC I. In the unlikely event of one fund having debts, the assets of the other funds may not be used to settle these.

The Fund's Authorised Corporate Director is Aberdeen Standard Fund Managers Limited.

The depositary of the Fund is Citibank Europe plc, acting through its UK Branch.

The tax legislation of the United Kingdom may have an impact on your personal tax position.

Aberdeen Standard Fund Managers Limited may be held liable solely on the basis of any statement contained in this document that is misleading, inaccurate or inconsistent with the relevant parts of the prospectus for the Fund.

Details of an up-to-date UCITS V Remuneration Policy Statement, including but not limited to, a description of how remuneration and benefits are calculated, and the identities of persons responsible for awarding remuneration and benefits, including the composition of the Remuneration Committee, are available at aberdeenstandard.com and a paper copy will be made available free of charge on request to the Authorised Corporate Director.

The Fund is authorised in the United Kingdom and regulated by the Financial Conduct Authority. Aberdeen Standard Fund Managers Limited is authorised and regulated by the Financial Conduct Authority in the United Kingdom. This key investor information is accurate as at 14/02/2020.

KEY INVESTOR INFORMATION



This document provides you with key investor information about this Fund. It is not marketing material. The information is required by law to help you understand the nature and the risks of investing in this Fund. You are advised to read it so you can make an informed decision about whether to invest.

Aviva Investors - Multi-Strategy Target Return Fund, Class A, Accumulation shares, EUR, a sub-fund of Aviva Investors (ISIN: LU1074209328). The Fund is managed by Aviva Investors Luxembourg S.A.

OBJECTIVES AND INVESTMENT POLICY

Objective: The objective of the Fund is to achieve a 5% per annum gross return above the European Central Bank base rate (or equivalent) over a 3-year rolling period, regardless of market conditions (absolute return). In seeking to target this level of return the Fund also aims to manage volatility to a target of less than half the volatility of global equities measured over the same 3-year rolling period.

Investment Policy: The Fund invests in equities, bonds, money market instruments and bank deposits from anywhere in the world. The Fund may also invest in regulated funds.

Derivatives and Techniques: The Fund makes extensive use of derivatives for investment purposes by taking long and synthetic short positions in markets, securities and baskets of securities. The Fund may also use derivatives for hedging and for efficient portfolio management.

Total Return Swaps: Expected level: 0% - 700% of total net assets; maximum: 700%. Underlying securities in scope: limited to financial instruments permitted by the Fund's investment policy.

Performance comparison and risk management: The Fund's performance is measured against the European Central Bank ("ECB") rate which banks receive for depositing cash with the ECB, this is known as the "deposit facility rate". The Fund is expected to operate with a volatility no greater than 50% of that of global equities, however there may be times where the Fund operates above this target. The index used to represent global equities is the MSCI All Country World Index (local currency) (the "Index"). The Fund's volatility is compared against the Index's daily volatility, annualised, over 3-year rolling periods. The Fund does not base its investment process upon the Index, instead this is used purely for the purposes of risk measurement.

The Investment Manager actively makes the investment selection decisions for the Fund.

You can buy and sell shares on demand on any full bank business day in Luxembourg.

Recommendation: this Fund may not be appropriate for investors who plan to withdraw their money within 5 years.

This is an accumulation share class and any income from the Fund will remain in the Fund and is reflected in the share price.

For full investment objectives and policy details please refer to the Prospectus.

RISK AND REWARD PROFILE



Lower risk

Typically lower rewards

This indicator is based on historical data, calculated using European Union rules, and may not be a reliable indication of the future risk profile of the Fund.

The risk and reward category shown is not guaranteed to remain unchanged and may change over time. The lowest category does not mean that the investment is 'risk free'.

The value of investments and the income from them will change over time.

The Fund price may fall as well as rise and as a result you may not get back the original amount you invested.

The Fund has been allocated a risk number based on the historic volatility of its share price or where insufficient information is available appropriate asset classes.

China country risk: changes in China's political, legal, economic or tax policies could cause losses or higher costs for the Fund.

Counterparty risk: The Fund could lose money if an entity with which it does business becomes unwilling or is unable to meet its obligations to the Fund.

Currency risk: Changes in currency exchange rates could reduce investment gains or increase investment losses. Exchange rates can change rapidly, significantly and unpredictably.

Derivatives risk: Derivatives are instruments that can be complex and highly volatile, have some degree of unpredictability (especially in unusual market conditions), and can create losses significantly greater than the cost of the derivative itself.

Hedging risk: Any measures taken to offset specific risks will generate costs (which reduce performance), could work imperfectly or not at all, and if they do work will reduce opportunities for gain.

Illiquid securities risk: Certain assets held in the Fund could, by nature, be hard to value or to sell at a desired time or at a price considered to be fair (especially in large quantities), and as a result their prices could be very volatile.

Leverage risk: A small price decline on a "leveraged" underlying investment will create a correspondingly larger loss for the Fund. A high overall level of leverage and/or unusual market conditions could create significant losses for the Fund.

Stock Connect risk: The Fund may be investing in China A-Shares via the Shanghai-Hong Kong Stock Connect and the Shenzhen-Hong Kong Stock Connect which may entail additional clearing and settlement, regulatory, operational and counterparty risks.

Multi-strategy risk: Because the Fund is exposed to the risks of multiple markets and asset classes, there is a risk that some or all of its strategies may not perform or correlate as expected.

Full information on the risks applicable to the Fund is detailed in the Prospectus.

CHARGES

One-off charges taken before or after you invest*

Entry charge	5.00%
Exit charge	None

The entry and exit charges shown are maximum figures. In some cases (including when switching to other funds or share classes in Aviva Investors) you might pay less – you can find the actual entry and exit charges from your financial adviser/distributor.

Charges taken from the Fund over a year

Ongoing charges	1.60%
-----------------	-------

The ongoing charges figure is based on last year's expenses for the year ending December 2019. The figure for ongoing charges excludes performance fees and portfolio transaction costs, except in the case of an entry/exit charge paid by the Fund when buying or selling units in another collective investment undertaking.

Charges taken from the Fund under certain specific conditions

Performance fee	None
-----------------	------

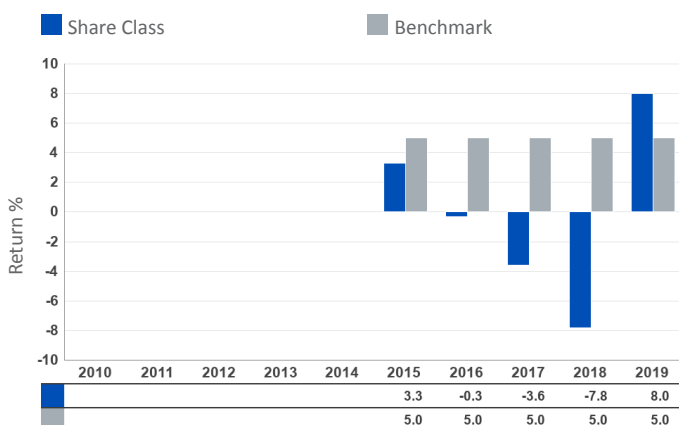
A switching charge of up to 1% may be applied when switching to other funds or share classes in Aviva Investors.

*This is the maximum that might be taken out of your money before it is invested / before the proceeds of your investment are paid out.

For more information about charges, including a full explanation of any performance fee (if applicable) please see the charges sections of the Fund's Prospectus.

The charges you pay are used to pay the costs of running the Fund, including the costs of marketing and distributing it. These charges reduce the potential growth of your investment.

PAST PERFORMANCE



Past performance is no guide to future performance.

The past performance shown in the chart opposite takes into account all charges except entry charges.

The Share Class was launched on 01 July 2014.

Performance is calculated in the Share Class currency which is EUR.

Source: Aviva Investors/Lipper, a Thomson Reuters company as at 31 December 2019.

PRACTICAL INFORMATION

The Depository is J.P. Morgan Bank Luxembourg S.A.

Other information on Aviva Investors, copies of its Prospectus and of its latest annual and semi-annual reports, may be obtained free of charge, in English, from Aviva Investors Luxembourg S.A., 2 rue du Fort Bourbon, Luxembourg, L-1249, or from the Transfer Agent, RBC Investor Services Bank S.A., 14, Porte de France, Esch-sur-Alzette, Luxembourg, L-4360, or from the website www.avivainvestors.com where the latest available price of shares in the Fund and information on how to buy/sell shares can also be accessed.

You may switch between other funds or share classes in Aviva Investors subject to provisions of the Section "Investing in the Sub-Funds" of the Prospectus.

Aviva Investors is subject to the tax laws and regulations of Luxembourg. This might have an impact on your personal tax position that you should verify with a tax advisor in your country of residence.

Aviva Investors is an open ended investment company organised as a Société d'Investissement à Capital Variable (SICAV) with several sub-funds. This key investor information document describes one sub-fund of the SICAV. The liabilities of each fund are segregated and the assets of this Fund will not be used to pay debts of other funds.

Aviva Investors Luxembourg S.A. may be held liable solely on the basis of any statement contained in this document that is misleading, inaccurate or inconsistent with the relevant parts of the Prospectus of the Fund.

The details of the up-to-date remuneration policy of the Management Company, including the composition of its remuneration committee, a description of the key remuneration elements and an overview of how remuneration is determined, are available on the website www.avivainvestors.com. A paper copy of the remuneration policy can be made available upon request and free of charge at the Management Company's registered office.

The Sub-Fund launched on 01 July 2014, is authorised in Luxembourg and supervised by Commission de Surveillance du Secteur Financier. The Management Company is authorised in Luxembourg and supervised by the Commission de Surveillance du Secteur Financier.

Charges

The charges you pay are used to pay the costs of running the Fund, including the costs of marketing and distributing it. These charges reduce the potential growth of your investment.

One-off charges taken before or after you invest

Entry charge	0.00%
Exit charge	0.00%

These are the maximum charges that we might take out of your money before it is invested and before we pay out the sale proceeds of your investment. In some cases, you might pay less and you should speak to your financial adviser about this.

Charges taken from the Fund over a year

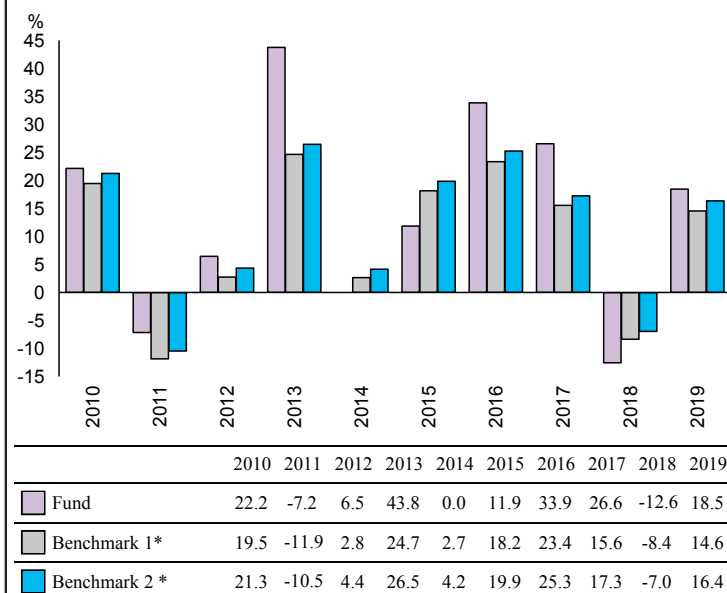
Ongoing charges	0.62%
-----------------	-------

Charges taken from the Fund under specific conditions

Performance fee	NONE
-----------------	------

- The ongoing charges figure is based on the last year's expenses and may vary from year to year. It excludes the costs of buying or selling assets for the Fund (unless these assets are shares of another fund).
- For the ongoing charges, the figure is for Accumulation shares and is at 31/10/2019.
- Portfolio transaction costs, which are not included in the calculation of the ongoing charges figure but are incurred by the Fund when buying or selling investments, may have an impact on performance and are paid from the assets of the Fund.
- The Fund's annual report for each financial year will include detail on the exact charges made.
- You can find further details about the charges in Part 5 of the Prospectus.

Past performance



Source: FE fundinfo 2020

- You should be aware that past performance is not a guide to future performance.
- Fund launch date: 08/10/1984.
- Share/unit class launch date: 02/08/1999.
- Performance is calculated in GBP.
- Performance is for Accumulation shares.
- Performance reflects the annual charge but excludes any initial charge paid.
- Performance figures are to 31 December each year.
- The Fund does not track the index.
- Source: FE and the relevant underlying index provider(s). For our legal notices and disclosures please visit www.baillieghifford.com/disclaimers
- * Benchmark 1 - TSE TOPIX
- * Benchmark 2 - TSE TOPIX +1.5%

Practical information

- The Fund's Depositary is NatWest Trustee & Depositary Services Limited.
- This document describes only one share class and other share classes are available. Further information on the Fund, the Prospectus and the latest annual and interim reports are available from Baillie Gifford or by visiting the website at www.baillieghifford.com. The remuneration policy, which includes details of (a) how remuneration and benefits are calculated and (b) the committee responsible for approving all remuneration policies within the firm, is also at the website address noted. All such documents are available in English, on paper and are free of charge on request.
- This Key Investor Information Document describes the Baillie Gifford Japanese Fund only. The Prospectus and the annual and interim reports and accounts are prepared for the whole ICVC.
- The Baillie Gifford Japanese Fund is a sub-fund of Baillie Gifford Overseas Growth Funds ICVC. The assets of the Fund are segregated from other sub-funds in the ICVC. This means that the assets of one sub-fund should not be used to meet the liabilities of another sub-fund.
- You can also find other information, including the Fund's latest prices, on our website.
- Tax laws in the United Kingdom may have an impact on your own tax position.
- You may at any time switch all or some of your shares in the Fund for shares in any fund of any of the Baillie Gifford ICVC(s).
- Baillie Gifford & Co Limited may be held liable solely on the basis of any statement contained in this document that is misleading, inaccurate or inconsistent with the relevant parts of the Prospectus for the Fund.
- To contact us please call Client Relations on 0800 917 2113 (fax 0131 275 3955), visit our website at www.baillieghifford.com or email us at trutenquiries@baillieghifford.com.
- Your call may be recorded for training or monitoring purposes.

Key Investor Information



This document provides you with key investor information about this fund. It is not marketing material. The information is required by law to help you understand the nature and the risks of investing in this fund. You are advised to read it so you can make an informed decision about whether to invest.

Baillie Gifford Strategic Bond Fund - Class B Shares

Income Shares - ISIN GB0005947741 (also representative of Accumulation Shares ISIN GB0005947857)

This Fund is a sub-fund of Baillie Gifford Bond Funds ICVC which is an Investment Company with Variable Capital. Baillie Gifford & Co Limited is the Authorised Corporate Director of the Fund and is wholly owned by Baillie Gifford & Co.

Objectives and investment policy

Objective

- The Fund aims to produce monthly income. Opportunities for capital growth are also sought, subject to prevailing market conditions.

Policy

- The Fund will invest at least 80% in a diversified portfolio of (1) investment grade and (2) sub-investment grade bonds, issued by corporate issuers, public bodies and supranationals, and (3) developed market government bonds.
- The fund may also invest in other bonds.
- The bonds in which the Fund invests will be denominated in sterling or denominated in other currencies and hedged back to sterling.
- Currency forwards and derivatives, which are types of financial contracts, are used for both investment purposes and in the management of risk.
- The Fund will be actively managed through bond selection and strategic asset allocation.

Other Information

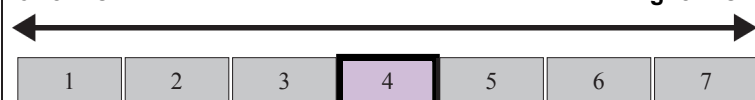
- Bonds are a type of investment which can be issued by governments, companies and other organisations when they want to borrow money. The issuer of the bond owes the holder a debt. The issuer is obliged to pay interest and/or repay the debt at a later date.
- Sub-investment grade bonds typically mean the risk of non-payment is high.
- You can sell some or all of your shares on any business day in the United Kingdom by contacting our Dealing Department by phone or post. Where properly completed documentation is received by post, shares will be sold at the next valuation point following receipt of the instruction.
- For Income shares any income due to you will be paid into your bank or building society account, paid on the dates specified in the Prospectus.
- For Accumulation shares income will be re-invested. No further shares will be purchased but the reinvestment will be reflected in the price of your existing accumulation shares. You are, however, deemed to have received the income for tax purposes.
- For further explanation and information see the investment objective and policy section of the Prospectus, which is available by contacting us.
- Recommendation: this Fund may not be appropriate for investors who plan to withdraw their money within three years.

Risk and reward profile

The Risk and Reward Indicator table demonstrates where the Fund ranks in terms of its potential risk and reward. The higher the rank the greater the potential reward but the greater the risk of losing money. It is based on past data, may change over time and may not be a reliable indication of the future risk profile of the Fund. The shaded area in the table below shows the Fund's ranking on the Risk and Reward Indicator.

Typically lower rewards,
lower risk

Typically higher rewards,
higher risk



- Please note that even the lowest risk class can lose you money and that extreme adverse market circumstances can mean you suffer severe losses in all cases.
- The Fund is classified in the category above because it invests in corporate bonds which generally provide higher rewards and higher risks than other investments such as government bonds and cash.
- The indicator does not take into account the following relevant material risks:
 - Investment markets can go down as well as up and market conditions can change rapidly. The value of an investment in the Fund, and any income from it, can fall as well as rise and you may not get back the amount invested.
 - Custody of assets involves a risk of loss if the custodian becomes insolvent or breaches duties of care.
 - Bonds issued by companies and governments may be adversely affected by changes in interest rates, expectations of inflation and a decline in the creditworthiness of the bond issuer. The issuers of bonds in which the Fund invests may not be able to pay the bond income as promised or could fail to repay the capital amount.
 - The Fund's concentrated portfolio relative to similar funds may result in large movements in the share price in the short term.
 - Derivatives may be used to obtain, increase or reduce exposure to assets and may result in the Fund being leveraged. This may result in greater movements (down or up) in the price of shares in the Fund. It is not our intention that the use of derivatives will significantly alter the overall risk profile of the Fund.
 - In certain circumstances it can be difficult to buy or sell the Fund's holdings and even small purchases or sales can cause their prices to move significantly, affecting the value of the Fund and the price of shares in the Fund.
 - Market values for securities which are difficult to trade may not be readily available, and there can be no assurance that any value assigned to them will reflect the price the Fund might receive upon their sale.
 - The process for the UK to exit the European Union introduces elements of political uncertainty and may have practical consequences for the Fund. Developments will be closely monitored.
 - Infectious viruses may pose significant threats to human health and may be highly disruptive to global economies and markets. The economic and market disruptions caused by infectious viruses could impact the value of the investments of a Sub-fund.

Charges

The charges you pay are used to pay the costs of running the Fund, including the costs of marketing and distributing it. These charges reduce the potential growth of your investment.

One-off charges taken before or after you invest

Entry charge	0.00%
Exit charge	0.00%

These are the maximum charges that we might take out of your money before it is invested and before we pay out the sale proceeds of your investment. In some cases, you might pay less and you should speak to your financial adviser about this.

Charges taken from the Fund over a year

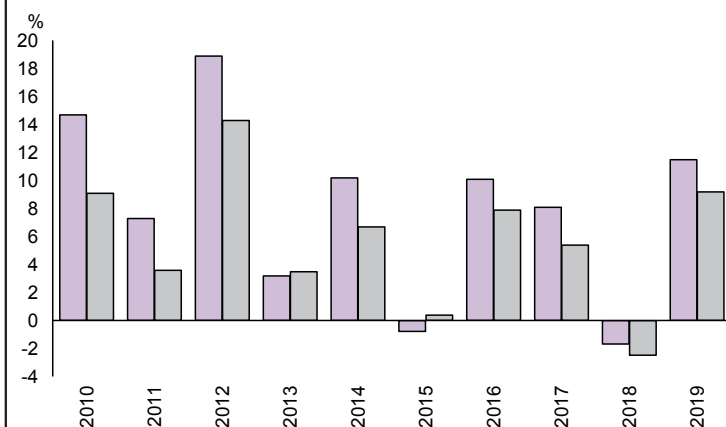
Ongoing charges	0.52%
-----------------	-------

Charges taken from the Fund under specific conditions

Performance fee	NONE
-----------------	------

- The ongoing charges figure is based on the last year's expenses and may vary from year to year. It excludes the costs of buying or selling assets for the Fund (unless these assets are shares of another fund).
- For the ongoing charges, the figure is for Income Shares and is at 31/03/2020.
- Portfolio transaction costs, which are not included in the calculation of the ongoing charges figure but are incurred by the Fund when buying or selling investments, may have an impact on performance and are paid from the assets of the Fund.
- The Fund's annual report for each financial year will include detail on the exact charges made.
- All of the Fund's expenses (including the annual management fee) as represented by the ongoing charges figure will be taken from the Fund's capital. This will reduce the capital value of the Fund.
- You can find further details about the charges in Part 5 of the Prospectus.

Past performance



	2010	2011	2012	2013	2014	2015	2016	2017	2018	2019
Fund	14.7	7.3	18.9	3.2	10.2	-0.8	10.1	8.1	-1.7	11.5
Index*	9.1	3.6	14.3	3.5	6.7	0.4	7.9	5.4	-2.5	9.2

Source: FE fundinfo 2020

- You should be aware that past performance is not a guide to future performance.
- Fund launch date: 26/02/1999.
- Share/unit class launch date: 26/02/1999.
- Performance is calculated in GBP.
- The Fund's objective changed on 17/08/2009 and performance before this date was achieved under different investment circumstances.
- Performance is for Income shares.
- Performance reflects the annual charge but excludes any initial charge paid.
- Performance figures are to 31 December each year.
- * IA Sterling Strategic Bond

Practical information

- The Fund's Depository is NatWest Trustee & Depository Services Limited.
- This document describes only one share class and other share classes are available. Further information on the Fund, the Prospectus and the latest annual and interim reports are available from Baillie Gifford or by visiting the website at www.bailliegifford.com. The remuneration policy, which includes details of (a) how remuneration and benefits are calculated and (b) the committee responsible for approving all remuneration policies within the firm, is also at the website address noted. All such documents are available in English, on paper and are free of charge on request.
- This Key Investor Information Document describes the Baillie Gifford Strategic Bond Fund only. The Prospectus and the annual and interim reports and accounts are prepared for the whole ICVC.
- The Baillie Gifford Strategic Bond Fund is a sub-fund of Baillie Gifford Bond Funds ICVC. The assets of the Fund are segregated from other sub-funds in the ICVC. This means that the assets of one sub-fund should not be used to meet the liabilities of another sub-fund.
- You can also find other information, including the Fund's latest prices, on our website.
- Tax laws in the United Kingdom may have an impact on your own tax position.
- You may at any time switch all or some of your shares in the Fund for shares in any fund of any of the Baillie Gifford ICVC(s).
- Baillie Gifford & Co Limited may be held liable solely on the basis of any statement contained in this document that is misleading, inaccurate or inconsistent with the relevant parts of the Prospectus for the Fund.
- To contact us please call Client Relations on 0800 917 2113 (fax 0131 275 3955), visit our website at www.bailliegifford.com or email us at trustenquiries@bailliegifford.com.
- Your call may be recorded for training or monitoring purposes.

Key Investor Information

This document provides you with key investor information about this fund. It is not marketing material. The information is required by law to help you understand the nature and the risks of investing in this fund. You are advised to read it so you can make an informed decision about whether to invest.

Fidelity Extra Income Fund

a sub-fund of Fidelity Investment Funds

W Accumulation Shares (ISIN: GB00BFRT3611)

This fund is managed by FIL Investment Services (UK) Limited

Objectives and Investment Policy

- The fund's main aim is to pay you an income. The fund also has the potential to increase the value of your investment.
- The fund will be at least 70% exposed to sterling denominated (or hedged back to sterling) investment grade debt instruments (e.g. bonds with a rating of BBB-/Baa or higher from an internationally recognised rating agency).
- Investments may be made in relation to debt instruments issued in currencies other than sterling. Hedging back to sterling aims to reduce the risk of exposure to other currencies.
- The remainder will be invested in other investment types such as cash and derivatives.
- Derivatives are investments whose value is linked to another investment, or to the performance of a stock exchange or to some other variable factor, such as interest rates and used to reduce risk or transaction costs and/or to generate extra income or further increase the value of your investment.
- The fund may also use derivatives with the aim of achieving the investment objective.
- The fund is actively managed. The Investment Manager identifies suitable opportunities for the fund utilising in-house research and investment capabilities.
- The Investment Manager will, when selecting investments for the fund and for the purposes of monitoring risk, consider a custom blend of indices*.
- The Investment Manager has a wide degree of freedom relative to the index and may invest in issuers, sectors, countries and security types not included in the index in order to take advantage of investment opportunities. This means the fund's investments and therefore performance may vary significantly from the index.
- Income earned by the fund is paid into the fund and reflected by an increase in the value of each share.
- Shares can usually be bought and sold each business day of the fund.
- *Please refer to the Investment Policy set out for the fund in the Prospectus for details on the blended index.

Risk and Reward Profile



- Historical data may not be a reliable indication for the future.
- The risk category shown is not guaranteed and may change over time.
- The lowest category does not mean a "risk free" investment.
- The risk and reward profile is classified by the level of historical fluctuation of the Net Asset Values of the share class, and within this classification, categories 1-2 indicate a low level of historical fluctuations, 3-5 a medium level and 6-7 a high level.
- The value of your investment may fall as well as rise and you may get back less than you originally invested.
- The fund may invest in instruments denominated in currencies other than the fund base currency. Changes in currency exchange rates can therefore affect the value of your investment.
- Currency hedging may be used which aims to reduce the effect of such changes. However, the effects may not be completely eliminated to the degree expected.
- The use of derivatives may result in "leverage" by which we mean a level of exposure which could expose the fund to the potential of greater gains or losses than would otherwise be the case.
- There is a risk that the issuers of bonds may not be able to repay the money they have borrowed or make interest payments. While we seek to mitigate this, the fund may be exposed to the risk of financial loss if it invests into an instrument issued by an entity that subsequently defaults on its borrowings. Losses may also be realised if an entity that the fund is exposed to ceases to make interest payments over a period of time or indefinitely. Bond prices have an inverse relationship with interest rates such that when interest rates rise, bonds may fall in value. Rising interest rates may cause the value of your investment to fall.
- The fund may be exposed to the risk of financial loss if a counterparty used for derivative instruments subsequently defaults.

Charges for this fund (ISIN: GB00BFRT3611)

The charges you pay are used to pay the costs of running the fund, including the costs of marketing and distributing it. These charges reduce the potential growth of your investment.

One-off charges taken before or after you invest

Entry charge N/A

Exit charge N/A

This is the maximum that might be taken out of your money before it is invested or before the proceeds of your investment are paid out.

Charges taken from the fund over a year

Ongoing charges 0.78%

Charges taken from the fund under certain specific conditions

Performance fee N/A

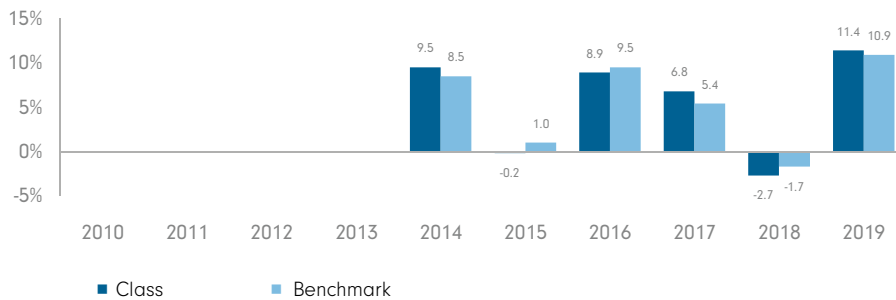
The entry and exit charges shown are maximum figures. In some cases you might pay less - you can find this out from your financial adviser / distributor.

The ongoing charges figure is based on expenses for the year ending 29/02/2020. This figure may vary from year to year. It excludes:

- performance fees (where applicable);
- portfolio transaction costs, except in the case of an entry/exit charge paid by the fund when buying or selling units in another collective investment undertaking.

For more information about charges, including the possibility that swing pricing may apply, please consult the most recent Prospectus.

Past Performance



Past performance is not a guide to future performance results.

If any, the past performance shown takes into account the ongoing charges with exception of any applicable entry/exit charges.

The fund was launched on 25/02/1999. This class was launched on 13/11/2013. Past performance has been calculated in GBP.

The performance of the Benchmark is also included in the graph for comparative purposes.

If applicable, events in the fund's life which may have affected the performance history are highlighted as an ^{1**} in the chart, which may include changes to the fund's objective and details of such events can be found on our website or by requesting it from your appointed representative or your usual Fidelity contact. If applicable, the Investment Objective section shall refer to a benchmark and information on previous benchmarks may be found in the Annual Report and Accounts.

Practical Information

- The depositary is J.P.Morgan Europe Limited.
- For more information, please consult the Prospectus and latest Reports and Accounts which can be obtained free of charge in English and other main languages from the Fund Manager, the distributors or online at any time.
- Details of the summary Remuneration Policy are available via <https://www.fil.com>. A paper copy can be obtained free of charge in English from the Fund Manager.
- The Net Asset Values per Share are available at the registered office of the Fund Manager. They are also published online at www.fidelityinternational.com where other information is available.
- The tax legislation in United Kingdom may have an impact on your personal tax position. For further details you should consult a tax advisor.
- This document describes a sub-fund and share class of Fidelity Investment Funds (the 'investment company'). The Prospectus and Reports and Accounts are prepared for the entire investment company.
- FIL Investment Services (UK) Limited may be held liable solely on the basis of any statement contained in this document that is misleading, inaccurate or inconsistent with the relevant parts of the Prospectus for the investment company.
- The assets and liabilities of each sub-fund of Fidelity Investment Funds are segregated by law and with that assets of this sub-fund will not be used to pay liabilities of other sub-funds.
- More share classes are available for this investment company. Details can be found in the Prospectus.
- You have the right to switch from this share class into the same or possibly other share class types of this or another sub-fund. Details on switching rules can be found in the Prospectus.

Country in which this fund is authorised: United Kingdom. The Supervisory Authority is: Financial Conduct Authority.

Country in which FIL Investment Services (UK) Limited is authorised: United Kingdom. The Supervisory Authority is: Financial Conduct Authority.

This key investor information is accurate as at 29/06/2020.

Key Investor Information

This document provides you with key investor information about this Fund. It is not marketing material. The information is required by law to help you understand the nature and the risks of investing in this Fund. You are advised to read it so you can make an informed decision about whether to invest.

First State Global Listed Infrastructure Fund (Fund) Class B (Accumulation) GBP (Share Class)

ISIN GB00B24HJL45

a sub-fund of First State Investments ICVC (the Company)

First State investments (UK) Limited, the authorised corporate director of the Company

Objectives and investment policy

Objective: The Fund aims to provide income and grow your investment.

Policy: The Fund invests in shares of companies that are involved in infrastructure around the world.

The infrastructure sector includes utilities (e.g. water and electricity), highways and railways, airports services, marine ports and services, and oil and gas storage and transportation.

The Fund does not invest directly in infrastructure assets.

The Fund may use derivatives to reduce risk or to manage the Fund more efficiently.

The Fund is actively managed meaning that the manager uses expertise to pick investments rather than tracking a benchmark.

The Fund's performance is compared against the value of the FTSE Global Core Infrastructure 50/50 Index and the Fund is included in the Investment Association's Global Sector.

Investment of the Fund's assets is not constrained by the benchmark composition or sector requirements and the Manager has discretion within the Fund's investment policy to invest in assets without regard to the benchmark.

You can buy and sell shares in the Fund on any business day. As long as we receive your instruction before 12 noon (UK time), shares will be bought at that day's price.


The Fund's manager may use its discretion when deciding which investments should be held by the Fund.

You will not receive any income from your investment. Any income will be rolled up into the value of shares in the Fund.

In addition to the charges set out in the charges section, the Fund will incur portfolio transaction costs which are paid from the assets of the Fund.

Recommendation: this Fund may not be appropriate for investors who plan to withdraw their money within five years.

Risk and reward profile



- The synthetic risk reward indicator (the SRRI) rating is not a measure of the risk of you losing your investment but describes how much the value of the Share Class has gone up and down in the past. Where a Share Class has not yet launched, the SRRI is calculated using representative data.
- The SRRI rating is based on historical data which may not be a reliable indication of the future risks and rewards of the Share Class.
- We cannot guarantee that the rating of the Share Class will remain the same; it may change over time.
- Even the lowest rating 1 does not mean a risk free investment.
- On a scale of 1 (less risky) to 7 (more risky), this Share Class has a rating of 5 due to its past performance (or representative data) and the nature of its

investments. Shares with a rating of 5 might have higher risks, but also higher returns.

- Risk is taken in order to make a higher potential return; the more risk a fund takes, the higher the potential return but the greater the risk of loss.
- The value of the Fund and its return is not guaranteed and may fall as well as rise. You may get back significantly less than you originally invested.

Material risks not adequately captured by the SRRI:

- **Single sector risk:** investing in a single sector may be riskier than investing in a number of different sectors. Investing in a larger number of sectors helps spread risk.
- **Currency risk:** the Fund invests in assets which are denominated in other currencies; changes in exchange rates will affect the value of the Fund.
- **Listed Infrastructure Risk:** The Fund may be vulnerable to factors that particularly affect the infrastructure sector, for example natural disasters, operational disruption and national and local environmental laws.

For further information on risks, please refer to the Risk Factors section in the Company's prospectus.

Charges for this Fund

The charges are used to pay the costs of running the Fund, including the costs of marketing and distributing it. These charges reduce the potential growth of your investment.

One-off charges taken before or after you invest

Entry charge	4.00%
Exit charge	N/A

This is the maximum that might be taken out of your money before it is invested.

Charges taken from the fund over a year

Ongoing charge	0.79%
----------------	-------

Charges taken from the fund under certain specific conditions

Performance fee	N/A
-----------------	-----

The entry and exit charges shown are the maximum you will need to pay. In some cases you might pay less - you can find out the actual entry and exit charges from your financial adviser.

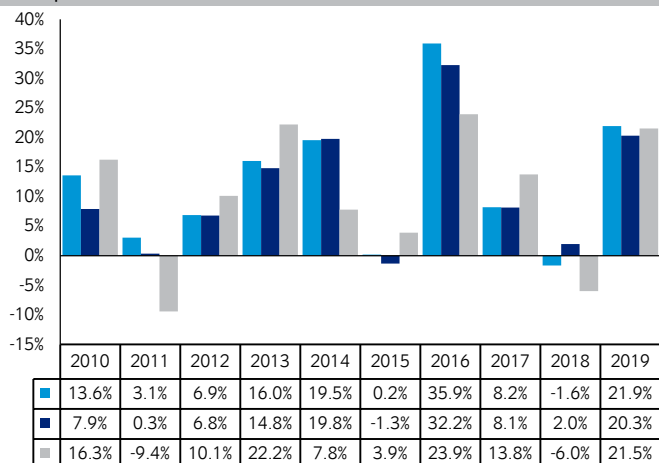
The ongoing charge is based on expenses for the year ending July 2019. It may vary from year to year. It excludes portfolio transaction costs and performance fees, if any.

The fees and expenses are charged against the capital of the Fund. Deducting expenses from capital reduces the potential for capital growth.

There are fees for switching between sub-funds. The fee for switching into the Fund is 0.5%.

Further information can be found in the Buying, Selling and Switching Shares section of the Company's prospectus.

Past performance



Past performance is not a reliable guide to future performance. The past performance shown here includes fees, any reinvested income and tax.

The Fund launched on 08 October 2007.

The Share Class launched on 08 October 2007. The past performance of the Share Class is calculated in GBP.

- First State Global Listed Infrastructure Fund
- FTSE Global Core Infrastructure 50/50 Index
- Global Investment Association Sector

Practical information

Depository: The Bank of New York Mellon (International) Limited

Further information: The prospectus, annual and semi-annual reports of the Company are available free of charge on www.firststateinvestments.com or by contacting First State Investments, 23 St. Andrew Square, Edinburgh, EH2 1BB. All documents are available in English, German and Swiss German. You can also obtain any of these documents from the representative or paying agent in your country.

Other practical information: The Fund's share price and other information about the Fund is available at www.firststateinvestments.com. The prospectus, annual and semi-annual reports contain information about all of the sub-funds and share classes of the Company. Please note that not all sub-funds and share classes may be registered for distribution in your jurisdiction.

Tax legislation: The Fund is subject to UK tax laws. This may have an impact on your personal tax position. For further details, please speak to your tax adviser.

Liability statement: The Company may be held liable solely on the basis of any statement contained in this document that is misleading, inaccurate or inconsistent with the relevant parts of the prospectus for the Company.

Fund information: Each sub-fund of the Company is responsible for meeting its own debts. The sub-funds are segregated by law. This means that investments of the Fund can not be used to pay the debts of the other sub-funds.

You can exchange shares in the Fund for shares in another sub-fund, which is called switching. There may be a charge for switching, as indicated above in 'Charges'. You can buy and sell shares in the Fund on any business day. As long as we receive your instruction before 12 noon (UK time), shares will be bought at that day's price.

Remuneration: Information on the current remuneration policy of First State Investments (UK) Limited, including a description of how remuneration and benefits are calculated and the identity of persons responsible for awarding the remuneration and benefits, is available at www.firststateinvestments.com. A paper copy of this information is available free of charge upon request from First State Investments, 23 St Andrew Square, Edinburgh, EH2 1BB.

Key Investor Information

This document provides you with key investor information about this fund. It is not marketing material. The information is required by law to help you understand the nature and risks of investing in this fund. You are advised to read it so you can make an informed decision about whether to invest.

I Class Shares in Fundsmith Equity Fund

Accumulation Shares (ISIN: GB00B41YBW71)

Income Shares (ISIN: GB00B4MR8G82)

The fund is managed by Fundsmith LLP

Objectives and investment policy

The fund's objective is to achieve long-term growth in value, investing in shares of companies on a global basis. The fund's approach is to be a long-term investor in its chosen stocks and it will not adopt short-term trading strategies. The fund aims to invest in businesses:

- that can sustain a high return on operating capital employed;
- whose advantages are difficult to replicate;
- which do not require significant borrowing to generate returns;
- with a high degree of certainty of growth from reinvestment of their cash flows at high rates of return;
- that are resilient to change, particularly technological innovation;
- whose valuation is considered to be attractive;


The fund will not invest in derivatives nor hedge any currency exposure. The fund will not borrow money, except in unusual circumstances. The fund does not track a particular benchmark.

An investor, or prospective investor, may buy or sell their shares on demand each business day in the UK. Instructions to buy or sell received before noon will be implemented that day; instructions received after noon or on a non-business day will be implemented at noon on the next business day.

For the Accumulation Shares, the dividends are reinvested in the fund. For the Income Shares, the dividends are paid out to you from the fund.

Recommendation: This fund invests for the long-term and may not be appropriate for investors who plan to withdraw their money within 5 years.

Risk and reward profile



The risk category reflects the significance of the fund's share price fluctuations based on historical data. Historical data may not be a reliable indication of the future risk profile of the fund. The risk category of the fund is not guaranteed and may change over time. Further, the lowest category of risk does not mean risk free.

Generally, the higher the risk category, the greater the potential for higher returns but also the higher the risk of losing money. The fund is in Category 5 reflecting the risks inherent in the fund's investment portfolio, including that of capital losses. The underlying investments are, however, in large companies with shares that are, in most cases, highly liquid.

There are a number of other risks that are not covered by the indicator above. A full description is contained in the prospectus under the heading "Risk Factors". The most material are:

Currency risk: The fund's portfolio is a global share portfolio and many of the investments are not denominated in Sterling. There is no currency hedging in place and the price of shares in the fund may therefore rise or fall purely on account of exchange rate movements.

Concentration risk: The investment criteria adopted by the fund significantly limits the number of potential investments. The fund generally holds 20 to 30 stocks and so it is more concentrated than many other funds. This means that the performance of a single stock within the portfolio has a greater effect on the price of the shares of the fund.

Operational risk: Failures or delays in operational processes may negatively affect the fund. There is a risk that any company responsible for the safekeeping of the assets of the fund may fail to do so properly or may become insolvent, which could cause loss to the fund.

Key Investor Information

I Class Shares in Fundsmith Equity Fund

Charges

The charges for the fund are shown below. The ongoing charges figure is based on the fund's expenses for the year ended 31 December 2018. This includes all costs borne by the fund except for portfolio transaction costs but, because the portfolio turnover is relatively low, these charges should equally be low.

The ongoing charges are used to pay the costs of running the fund, including the fee payable to Fundsmith LLP, which is 0.90% per annum, and certain other costs including marketing and distributing the fund. These ongoing charges reduce the potential growth of the investment. The overall ongoing charges may vary from year to year.

One-off charges taken before or after you invest

Entry charge	Not charged
Exit charge	Not charged

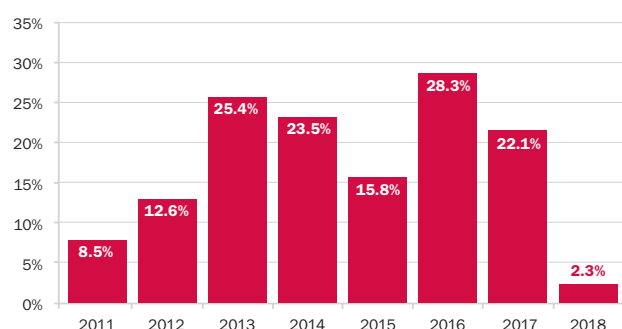
Charges taken from the fund over the year

Ongoing charges	0.95%
-----------------	-------

Charges taken under certain conditions

Performance fee	Not charged
-----------------	-------------

Past performance



This performance is calculated based on the net asset value per class (which includes all charges) and assuming the income has been re-invested in the fund.

Past performance is not necessarily a guide to future performance. The performance is shown in Pounds Sterling.

The fund was established in November 2010.

Practical information

Further information on the fund is available from the website - www.fundsmith.co.uk. You can also obtain it by calling us on **0330 1231 815** or by writing to **Fundsmith LLP, PO Box 10846, Chelmsford, Essex CM99 2BW**.

This includes the Supplementary Information Document, the Prospectus, the latest price of shares of the fund, and the latest annual or semi-annual reports as and when they are published. These documents are available free of charge and in English.

This Key Investor Information Document describes the GBP I Class shares. The equivalent document for other share classes is available from the website and address above.

The depositary of the fund is **State Street Trustees Limited**.

Details of Fundsmith LLP's up to date remuneration policy are available from the website - www.fundsmith.co.uk and include a description of how remuneration and benefits are calculated and the identities of the persons responsible for awarding remuneration and benefits. A paper copy of this information will be made available free of charge on request.

The tax legislation of the United Kingdom may have an impact on the personal tax position of the investor.

We are required, under Money Laundering regulations, to confirm your identity. In the majority of cases, we do this electronically, but we may require additional documents from you if we cannot do this.

Fundsmith LLP may be held liable solely on the basis of any statement contained in this document that is misleading, inaccurate or inconsistent with the relevant parts of the prospectus for the fund.

Key Investor Information

This document provides you with key investor information about this Fund. It is not marketing material. The information is required by law to help you understand the nature and the risks of investing in this Fund. You are advised to read it so you can make an informed decision about whether to invest.

American Index Fund

a sub-fund of HSBC Index Tracker Investment Funds, (the "OEIC");
managed by HSBC Global Asset Management (UK) Limited

Class: Accumulation C
ISIN: GB00B80QG615

Explanations of terms shown within the objectives and policy in bold, can be found within the glossary on our website: <http://www.assetmanagement.hsbc.com>.

Objectives and Investment Policy

- The Fund aims to provide **growth** over the long term, which is a period of 5 years or more, by tracking the performance of the S&P 500 Index (the "Index").
- The Index is made up of the 500 largest stock market listed companies in the United States of America, as defined by the Index provider.
- The Fund will invest directly in shares (**equities**) of all of the companies that make up the Index and in the same or very similar proportions in which they are included in the Index.
- However, there may be circumstances when it is not possible or practical for the Fund to invest in shares of all the companies of the Index. The Fund may not invest in all the companies of the Index to manage transaction costs or to reflect market conditions, regulations or HSBC's banned weapons policy.
- The Fund may hold cash and other funds, including funds managed by the **HSBC Group**, to manage day-to-day cash flow requirements.
- The anticipated **tracking error** for the Fund is expected to be up to 0.20%.

Use of derivatives

- The Fund may invest in different types of **derivatives** for **efficient portfolio management**, including **hedging**. In particular the Fund may use **derivatives** to help it manage cash flows and dividend payments with the aim of generating **returns** that are consistent with the Index. The use of **derivatives** will be consistent with the risk profile of the Fund.
- Income is reinvested.
- You may sell your investment on any business day by contacting the administrator before the dealing deadline at 12pm.
- Recommendation: this Fund may not be appropriate for investors who plan to withdraw their money within a period of 5 years.

Risk and Reward Profile



The risk and reward indicator is based on historical data and may not be a reliable indication of the future risk profile of the Fund.

The risk and reward category shown is not guaranteed to remain unchanged and may shift over time. The lowest category does not mean a risk-free investment.

Why is this Fund in this specific category?

This Fund is classified in category 5 because its price or simulated data has shown medium to high fluctuations historically.

Material risks not fully captured by the Risk and Reward Indicator:

- **Counterparty Risk** The possibility that the counterparty to a transaction may be unwilling or unable to meet its obligations.
- **Derivatives Risk** Derivatives can behave unexpectedly. The pricing and volatility of many derivatives may diverge from strictly

reflecting the pricing or volatility of their underlying reference(s), instrument or asset.

- **Exchange Rate Risk** Changes in currency exchange rates could reduce or increase investment gains or investment losses, in some cases significantly.
- **Index Tracking Risk** To the extent that the Fund seeks to replicate index performance by holding individual securities, there is no guarantee that its composition or performance will exactly match that of the target index at any given time ("tracking error").
- **Investment Leverage Risk** Investment Leverage occurs when the economic exposure is greater than the amount invested, such as when derivatives are used. A Fund that employs leverage may experience greater gains and/or losses due to the amplification effect from a movement in the price of the reference source.
- **Liquidity Risk** Liquidity is a measure of how easily the Fund's holdings can be quickly converted to cash. The value of the Fund's holdings may be significantly impacted by liquidity risk during adverse market conditions.
- **Operational Risk** Operational errors may affect transactions, valuation, accounting, financial reporting and other processes relating to the Fund.

Charges

The charges you pay are used to pay the running costs of the Fund, including the marketing and distribution costs. These charges reduce the potential growth of the investment.

One-off charges taken before or after you invest

Entry charge	0.00%
Exit charge	0.00%

This is the maximum that might be taken out of your money before it is invested or before the proceeds of your investment are paid out.

Charges taken from the Fund over a year

Ongoing charge	0.06%
----------------	-------

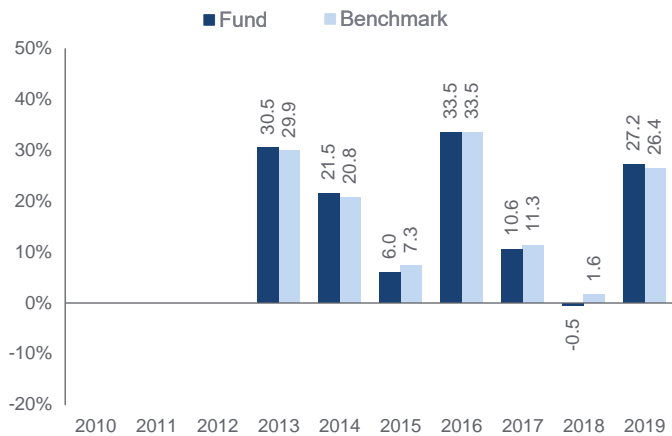
Charges taken from the Fund under certain specific conditions

Performance fee	None
-----------------	------

- The entry and exit charges shown are the maximum that may be charged. In some cases you may pay less. You can obtain the actual charges from your financial adviser.
- A conversion charge may be payable.
- The ongoing charges figure is based on last year's expenses for the year ending 15/11/2019. Charges may vary from year to year.

Further information on Charges can be found in the "Fees and Expenses" section of the Fund's Prospectus.

Past Performance



- Past performance is not a guide to future performance; the value of your investment and any income from it can go down as well as up.
- Performance returns are based on the net asset value with distributable income reinvested. Past performance takes account of all ongoing charges but not entry, exit or conversion charges.
- The past performance of this share class is calculated in GBP.
- The performance of the Fund is shown against the performance of the S&P 500 Index.
- The Fund was launched on 31 October 1988.

Practical Information

Depositary

State Street Trustees Limited.

Further information

Further information about the OEIC including the latest Prospectus, latest published prices of shares, annual report and half yearly report may be obtained free of charge, in English, from the Administrator, HSBC Global Asset Management (UK) Limited, PO Box 3733, Royal Wootton Bassett, Swindon SN4 4BG or by visiting www.assetmanagement.hsbc.com. The most recent Prospectus is available in English. This document describes a single share class of the OEIC. The Prospectus, annual and half yearly reports are prepared for the entire OEIC.

Share classes

Other share classes are available, as detailed in the Prospectus. It is possible to convert your shares into a different share class or switch your shares into a different Fund within the OEIC. Details of how to do this are in the Prospectus (please note an initial charge may apply).

Remuneration Policy

The Remuneration Policy of the Authorised Corporate Director, which describes the remuneration practices and governance arrangements for UCITS and AIFMD Authorised entities, is available at www.assetmanagement.hsbc.com (please select "About Us" then "Our Governance" then "Remuneration Practices and Governance Arrangements for UCITS and AIFMD Authorised Entities") or on request free of charge from the Administrator.

Tax

UK tax legislation may have an impact on your personal position.

Management Company

HSBC Global Asset Management (UK) Limited, the Authorised Corporate Director, may be held liable solely on the basis of any statement contained in this document that is misleading, inaccurate or inconsistent with the relevant parts of the Prospectus for the OEIC.

Segregated liability

The OEIC is an umbrella investment company with segregated liability between Funds. This means that the holdings of one Fund are kept separate from the holdings of the other Funds and your investment in the Fund cannot be used to pay the liabilities of any other Fund.

The Fund is authorised in the United Kingdom and regulated by the Financial Conduct Authority. HSBC Global Asset Management (UK) Limited is authorised in the United Kingdom and regulated by the Financial Conduct Authority.

This key investor information is accurate as at 19 February 2020.

Key Investor Information

This document provides you with key investor information about this Fund. It is not marketing material. The information is required by law to help you understand the nature and the risks of investing in this Fund. You are advised to read it so you can make an informed decision about whether to invest.

JPM UK Equity Income Fund C - Net Accumulation a Share Class of JPM UK Equity Income Fund a Fund of JPMorgan Fund II ICVC

ISIN GB00BYTRDH73

The Authorised Corporate Director ("ACD") is JPMorgan Funds Limited

Objective and Investment Policy

Investment Objective: To maximise relative returns by aiming to generate a yield in excess of the FTSE™ All-Share Index and to provide long-term capital growth.

Investment Approach:

- ▶ Uses the Behavioural Finance process that is based on investments in stocks with specific style characteristics, such as value, quality and momentum.
- ▶ Applies a disciplined, bottom up investment approach to stock selection.
- ▶ Uses a best ideas approach to finding the most attractive investment ideas with minimal constraints.

Investment Policy: The Fund will achieve its objective by investing in a portfolio consisting primarily of Equity and Equity-Linked Securities of UK Companies. It will invest using a flexible investment approach in stocks with specific style characteristics such as value, quality and momentum.

UK Companies are companies that are incorporated under the laws of, and have their registered office in, the UK, or that derive the predominant part of their economic activity from the UK, even if listed elsewhere. Smaller companies may be held.

The Fund may also use Financial Derivative Instruments (derivatives) for the purpose of Efficient Portfolio Management, including hedging, where appropriate.

The Fund may hold cash and cash equivalents and in exceptional circumstances the Fund may invest in fixed income securities as the Investment Adviser deems appropriate.

Redemption and Dealing: Shares of the Fund may be redeemed on demand, with dealing normally on a daily basis.

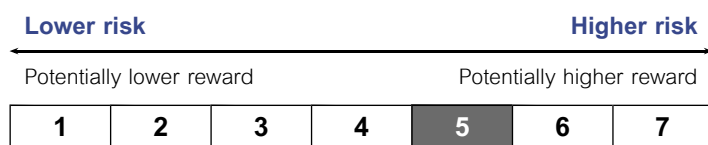
Benchmark: The benchmark of the Fund is FTSE All-Share Index (Net).

The Fund is actively managed. The Benchmark is a performance target. The Fund seeks a yield in excess of the benchmark but its holdings in securities is not constrained by the benchmark. The Benchmark has been chosen as it reflects the Fund's investment strategy and income yield objective.

Distribution Policy: This Share Class will reinvest income.

For an explanation of some of the terms used in this document, please visit the glossary on our website at www.jpmorgan.co.uk/kid-glossary.

Risk and Reward Profile



The above rating is based on the historic volatility of the simulated Net Asset Value of this Share Class over the last five years and may not be a reliable indication of the future risk profile of this Share Class.

The risk and reward category shown above is not guaranteed to remain unchanged and may change over time.

A Share Class with the lowest risk rating does not mean a risk-free investment.

Why is this Share Class in this category? This Share Class is classified in category 5 because its simulated Net Asset Value has shown medium to high fluctuations historically.

Other material risks:

- ▶ The value of your investment may fall as well as rise and you may get back less than you originally invested.

- ▶ The value of Equity and Equity-Linked Securities may fluctuate in response to the performance of individual companies and general market conditions.
- ▶ This Fund is aggressively managed, which may result in higher volatility of the Fund's performance and bigger differences between the performance of the Fund and its Benchmark.
- ▶ The Fund invests in securities of smaller companies which may be more difficult to sell, more volatile and tend to carry greater financial risk than securities of larger companies.
- ▶ The single market, in which the Fund primarily invests, in this case the UK, may be subject to particular political and economic risks and, as a result, the Fund may be more volatile than more broadly diversified funds.
- ▶ The Fund charges the annual fee of the Authorised Corporate Director (ACD) as well as the operating expenses against capital, which will increase the amount of income available for distribution to Shareholders, but may constrain capital growth.
- ▶ Further information about risks can be found in "Part 11: Risk Warnings of the prospectus."

Charges

One-off charges taken before or after you invest

Entry charge None

Exit charge None

This is the maximum that might be taken out of your money before it is invested or before the proceeds of your investment are paid out.

Charges taken from this Share Class over a year

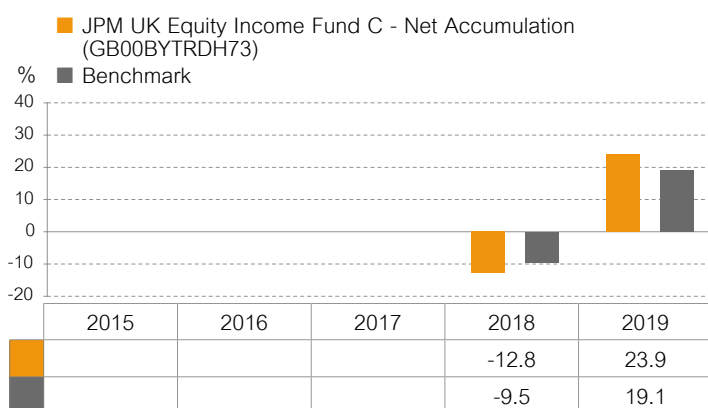
Ongoing charge 0.75%

Charges taken from this Share Class under certain specific conditions

Performance fee: None

- ▶ The actual entry and exit charges paid may be less. Information on charges can be obtained from the investor's financial adviser.
- ▶ The Prospectus permits a fee to be charged for switching between Funds but this fee is currently waived by the Authorised Corporate Director.
- ▶ The ongoing charge is based on the last year's expenses to December 2019 and may vary from year to year.
- ▶ Charges are used to pay the costs of running this Share Class. These charges reduce the potential growth of the investment.
- ▶ Further information about charges can be found in "Part 5: Charges and Expenses" section of the Prospectus.

Past Performance



- ▶ Past performance is not a guide to future performance.
- ▶ Performance data has been calculated including tax, ongoing charges and portfolio transaction costs and excluding entry and exit charges, in GBP.
- ▶ Fund launch date: 2017.
- ▶ Share Class launch date: 2017.

Practical Information

Depository: The fund depository is NatWest Trustee and Depository Services Limited

Further Information: A copy of the Prospectus and latest annual and semi-annual financial report in English can be downloaded or ordered online from www.jpmorgan.co.uk/investor or are available free of charge upon request from our UK-based Investor Services Team on 0800 20 40 20 (or +44 1268 44 44 70 if calling from outside the UK) or by writing to J.P. Morgan Asset Management, Client Administration Centre, PO Box 12272, Chelmsford, CM99 2EL.

Share prices can be obtained online at www.jpmorgan.co.uk/investor or by telephoning 0800 20 40 20 (or +44 1268 44 44 70 if calling from outside the UK).

Please note if you call J.P. Morgan Asset Management, calls may be recorded and monitored for security and training purposes.

Remuneration Policy: The ACD's Remuneration Policy can be found on <https://am.jpmorgan.com/gb/en/asset-management/gim/awm/legal/emea-remuneration-policy>. This policy includes details of how remuneration and benefits are calculated, including responsibilities and composition of the committee which oversees and controls the policy. A copy of this policy can be requested free of charge from the ACD.

Tax: The Fund is subject to UK tax regulations. This may have an impact on an investor's personal tax position.

Legal Information: JPMorgan Funds Limited may be held liable solely on the basis of any statement contained in this document that is misleading, inaccurate or inconsistent with the relevant parts of the Prospectus.

JPMorgan Fund II ICVC consists of separate Funds, each of which issues one or more Share Classes. This document is prepared for a specific Share Class. The Prospectus and annual and semi-annual financial reports are prepared for JPMorgan Fund II ICVC.

The Fund is part of JPMorgan Fund II ICVC. The assets and liabilities of each fund in JPMorgan Fund II ICVC are segregated by law. This means that the assets of the Fund belong exclusively to the Fund and will not be used to pay the liabilities of any other person or body, including JPMorgan Fund II ICVC or any other Fund within JPMorgan Fund II ICVC.

Switching and Conversion: Investors may switch into Shares of another Fund of JPMorgan Fund II ICVC or convert Shares in one Class in a Fund to Shares of another Class in the same Fund subject to meeting any relevant eligibility requirements and minimum holding amounts. Further information can be found in "section 4.3.10 - Switching and Conversion of Shares" of the Prospectus.

Privacy Policy: You should note that, if you contact J.P. Morgan Asset Management by telephone, those lines may be recorded and monitored for legal, security and training purposes. You should also take note that information and data from communications with you may be processed by J.P. Morgan Asset Management, acting as a data controller, in accordance with applicable data protection laws. Further information about processing activities of J.P. Morgan Asset Management can be found in the EMEA Privacy Policy, which is available at www.jpmorgan.com/emea-privacy-policy. Additional copies of the EMEA Privacy Policy are available on request.

Key Investor Information



This document provides you with key investor information about this Fund. It is not marketing material. The information is required by law to help you understand the nature and the risks of investing in this Fund. You are advised to read it so you can make an informed decision about whether to invest.

Jupiter European Fund I-Class

I-Class Accumulation Units, ISIN: GB00B5STJW84

The Manager is Jupiter Unit Trust Managers Limited.

Objectives and investment policy

Objective
To provide a return, net of fees, higher than that provided by the FTSE World Europe ex-UK Index over the long term (at least five years).

Policy
At least 70% of the Fund is invested in shares of companies that are based in Europe (excluding the UK). Up to 30% of the Fund may be invested in other assets, including shares of companies based anywhere in the world and other closed or open-ended funds (including funds managed by Jupiter and its associates), as well as cash and near cash.

Up to 30% of the Fund may be invested in other assets, including shares of companies based anywhere in the world and other closed or open-ended funds (including funds managed by Jupiter and its associates), as well as cash and near cash.

Strategy
The fund manager seeks to identify world-class companies based in Europe, with a unique product or service which gives them strong growth prospects. The fact that these businesses are successful on the global stage means they are less likely to be affected by domestic issues. The Fund will tend to invest in a carefully selected number of companies where the manager has the highest conviction.

Benchmarks
Target benchmark - FTSE World Europe ex- UK Index

The FTSE World Europe ex- UK Index is an industry standard index and is one of the leading representations of Europe ex-UK stock markets. It is easily accessible and provides a fair reflection of the Fund Manager's investment universe and a good relative measure to assess performance outcomes.

Comparator benchmark – IA Europe Excluding UK Sector

Many funds sold in the UK are grouped into sectors by the Investment Association (the trade body that represents UK investment managers), to help investors to compare funds with broadly similar characteristics. This Fund is classified in the IA Europe Excluding UK Sector.

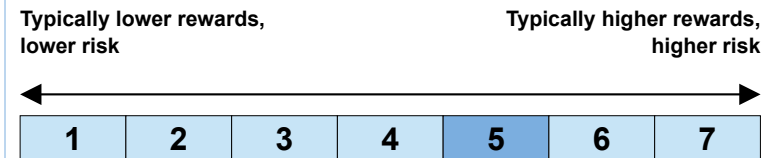
Active Management
The Fund is actively managed. This means the fund manager is taking investment decisions with the intention of achieving the Fund's investment objective; this may include decisions regarding asset selection, regional allocation, sector views and overall level of exposure to the market. The fund manager is not in any way constrained by the benchmark in their portfolio positioning, and will not hold all, or indeed may not hold any, of the benchmark constituents.

Any income arising in relation to this share class will be accumulated (i.e. automatically reinvested and reflected in the price of the shares).

Investors are able to buy and sell units during any business day between 9am and 5.30pm. If you tell us to buy or sell units before 12pm on any business day we will make the transaction on the same day. If you tell us to buy or sell units after 12pm we will make the transaction on the following business day.

Risk and reward profile

The Risk and Reward Indicator table demonstrates where the Fund ranks in terms of its potential risk and reward. The higher the rank the greater the potential reward but the greater the risk of losing money. It is based on past data, may change over time and may not be a reliable indication of the future risk profile of the Fund. The shaded area in the table below shows the Fund's ranking on the Risk and Reward Indicator.



- The lowest category does not mean 'no risk'.
- The Fund is in this category due to the nature of its investments and previous levels of volatility (how much the value of the Fund rises and falls).
- Market and exchange rate movements can cause the value of an investment to fall as well as rise, and you may get back less than originally invested.
- The Fund tends to invest in fewer companies and may be more volatile than a broadly diversified one.

Charges

One-off charges taken before or after you invest

Entry charge	0.00%
Exit charge	0.00%

These are the maximum charges that we might take out of your money before it is invested and before we pay out the sale proceeds of your investment.

Charges taken from the Fund over a year

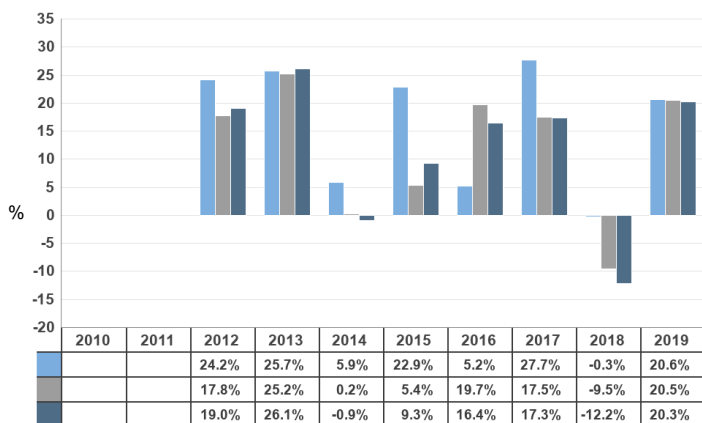
Ongoing charges	0.99%
-----------------	-------

Charges taken from the Fund under specific conditions

Performance fee	NONE
-----------------	------

- The charges you pay are used to pay the costs of running the Fund, including the costs of marketing and distributing it. These charges reduce the potential growth of your investment.
- The ongoing charges figure excludes the costs of buying or selling assets for the Fund (unless those assets are shares of another fund). A change to the Fund's charging structure took effect on 29/05/2020. The ongoing charges figure with effect from that date is fixed. The annual report and accounts for the Fund will include details of the exact charges made.
- Further information about charges is available in sections 18 and 19 of the Scheme Particulars which are available from Jupiter on request.

Past performance



Source: Jupiter/FE fundinfo 2019

- Fund
- Target Benchmark
- Comparator Benchmark

- Past performance is not a guide to future performance.
- Fund launch date: 03/08/1987
- Share/unit class launch date: 19/09/2011
- Performance is calculated in GBP.
- The past performance shown in the chart includes all charges except any entry and exit charges.
- Target Benchmark - FTSE World Europe ex-UK
- Comparator Benchmark - IA Europe Excluding UK

Practical information

- The Trustee and Depositary of the Fund is Northern Trust Global Services SE (NTGS SE), acting through its UK Branch. NTGS SE has delegated custody services to The Northern Trust Company, London Branch.
- Further information can be found by requesting the Scheme Particulars or annual and half-yearly report and accounts which are available from Jupiter on request by contacting our Customer Services Team on 0800 561 4000. These documents are available in English and are free of charge.
- Jupiter operates a Group-wide remuneration policy, overseen by an independent Remuneration Committee. Details of this policy, including an overview of remuneration elements and associated governance processes, are set out on our website <https://www.jupiteram.com/corporate/Governance/Risk-management>. A paper copy of these Remuneration Disclosures is available free of charge, upon request.
- Unit prices can be found by visiting the Jupiter website, www.jupiteram.com.
- Tax law may have an impact on your own tax position. We advise you to take tax advice where necessary.
- Jupiter Unit Trust Managers Limited may be held liable solely on the basis of any statement contained in this document that is misleading, inaccurate or inconsistent with the relevant parts of the Scheme Particulars of the Fund.
- Other unit classes are available. Further information is available from Jupiter on request.

Key Investor Information

This document provides you with key investor information about this fund. It is not marketing material. The information is required by law to help you understand the nature and the risks of investing in this fund. You are advised to read it so you can make an informed decision about whether to invest.

Legal & General All Stocks Gilt Index Trust Class I Accumulation - ISIN: GB00B8344798

The authorised fund manager of the Fund is Legal & General (Unit Trust Managers) Limited.

OBJECTIVES AND INVESTMENT POLICY

- The objective of the Fund is to provide a combination of growth and income by tracking the performance of the FTSE Actuaries UK Conventional Gilts All Stocks Index, (the "Index"). This objective is after the deduction of charges and taxation.
 - The Index comprises government or other public bonds (a type of loan which pays interest) issued by the government of the United Kingdom (known as gilts) in accordance with the index provider's methodology.
 - The gilts that the Fund invests in will be investment grade bonds (rated as lower risk). Investment grade bonds are bonds that have achieved a higher credit rating from a rating agency. Credit ratings give an indication of how likely it is that the issuer of a bond will be able to pay back interest and the loan on time.
 - The Fund seeks to replicate as closely as possible the constituents of the Index.
 - The Fund will have at least 90% exposure to assets that are included in the Index.
 - The Fund may also invest in government or other public bonds issued by the government of the United Kingdom which are reasonably expected to become part of the Index in the near future or are an alternative to a constituent of the Index, money market instruments (such as treasury bills), cash, deposits and collective investment schemes, including those managed or operated by the Manager or an associate of the Manager.
 - The Manager may only hold money market instruments and deposits for liquidity purposes to facilitate the redemption of units and the efficient management of the Fund.
 - The Fund may use derivatives (contracts which have a value linked to the price of another asset) to:
 - reduce risk or cost; or
 - generate additional capital or income with no, or an acceptably low, level of risk.
- Other information:**
- The Fund is passively managed as it tracks the Index.
 - Your units will be accumulation units. Income from the Fund's investments (interest) will be reinvested back into the value of your units.
 - You can buy or sell units in this Fund on any business day. You need to contact us with your instruction before 12 noon. This is the time we calculate unit prices for this Fund. If you contact us after 12 noon, the units will be bought or sold at the next business day's price.
 - The Fund's base currency is denominated in sterling (British pounds).
 - This Fund may be suitable for investors looking for a combination of growth and income from an investment in bonds issued by the UK government (known as gilts), as represented by the Index.
 - Although investors can take their money out at any time, this Fund may not be appropriate for those who plan to withdraw their money within five years.
 - This Fund is not designed for investors who cannot afford more than a minimal loss of their investment.
 - If you do not understand this document we recommend you seek additional information to help you decide if this Fund is right for you.

RISK AND REWARD PROFILE

Lower risk ← Higher risk
Potentially lower rewards ← Potentially higher rewards

1	2	3	4	5	6	7
---	---	---	---	---	---	---

- The Risk and Reward Indicator table demonstrates where the Fund ranks in terms of its potential risk and reward. The higher the rank the greater the potential reward but the greater the risk of losing money. It is not guaranteed to remain the same and may change over time. It is based on historical data and may not be a reliable indication of the future risk profile of the Fund. The shaded area in the table above shows the Fund's ranking on the Risk and Reward Indicator.
- The Fund is in category 4 because it invests in company or government bonds which are sensitive to changes in interest rates, inflation and credit. This can be driven by political and economic changes and other significant events and may cause the value to go up and down. Bonds that are closer to their maturity date tend to be more stable in value. Bonds are generally considered to be higher risk investments than cash, but lower risk than company shares.
- Even a fund in the lowest category is not a risk free investment.
- The value of your investment may fall as well as rise and is not guaranteed. You might get back less than you invest.
- Further information on the risks of investing in this fund is contained in the Prospectus available at www.legalandgeneral.com/reports.
- The risk and reward indicator may not take account of the following risks of investing in the Fund:
 - The Fund could lose money if any institutions providing services such as acting as counterparty to derivatives or other instruments, becomes unwilling or unable to meet its obligations to the Fund.
 - This Fund holds bonds that are traded through agents, brokers or investment banks matching buyers and sellers. This makes the bonds less easy to buy and sell than investments traded on an exchange. In exceptional circumstances the fund may not be able to sell bonds and may defer withdrawals, or suspend dealing. The Directors can only delay paying out if it is in the interests of all investors and with the permission of the Fund depositary.
 - The fund invests directly or indirectly in bonds which are issued by companies or governments. If these companies or governments experience financial difficulty, they may be unable to pay back some or all of the interest, original investment or other payments that they owe. If this happens, the value of the fund may fall.
 - Investment returns on bonds are sensitive to trends in interest rate movements. Such changes will affect the value of your investment.
 - Derivatives are highly sensitive to changes in the value of the asset on which they are based and can increase the size of losses and gains.
 - This fund invests in inflation-linked bonds, which are particularly sensitive to changes in inflation rates. Their values are likely to fall when inflation rates fall.
 - We may take some or all of the ongoing charges from the Fund's capital rather than the fund's income. This increases the amount of income, but it reduces the growth potential and may lead to a fall in the value of the Fund.

CHARGES

The charges you pay are used to pay the costs of running the Fund, including the costs of marketing and distributing it. These charges reduce the potential return from your investment.

One-off charges taken before or after you invest

Entry charge 0.00%*

Exit charge 0.00%*

This is the maximum that might be taken out of your money before it is invested.

*The Fund also incurs a unit price spread. See opposite.

Charges taken from the fund over a year

Ongoing charge 0.15%

Charges taken from the fund under certain specific conditions

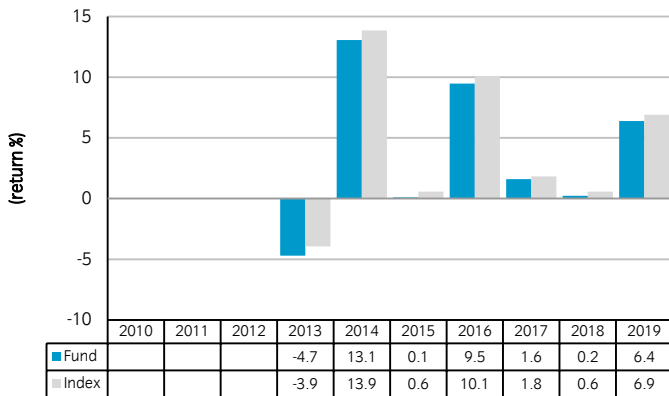
Performance fee None

- There are no entry or exit charges.
- The ongoing charges figure is based on the latest available expenses at December 2019. This figure may vary from year to year.
- This Fund's ongoing charges include any charges made by any other funds it may invest in. They exclude portfolio transaction costs.
- The ongoing charges are taken partly from the income and partly from the capital of the Fund.

Other costs:

- **Unit price spread:** on any day, the prices for buying or selling units in this Fund are the same. However, there are maximum and minimum prices we can charge for units, reflecting the difference between the buying and selling prices of the assets in the Fund and costs associated with buying and selling the assets. From day to day we will set the unit price between the maximum and minimum depending on whether money is coming into or leaving the Fund.
- The difference between the maximum and minimum price, which is the most the price can change, can vary but as an example, the maximum price for units in this Fund was 0.06% higher than the minimum price at January 2020.
- For more information about charges and costs, please see the charges and expenses section in the Fund's Prospectus, or visit our website at legalandgeneral.com/chargesandfees.

PAST PERFORMANCE



- Past performance is not a guide to future performance.
- The figures for the Fund take into account the ongoing charges and assume income (after any tax) is reinvested.
- The performance has been calculated in Sterling (British pounds).
- The Fund will not replicate the performance of the Index perfectly due to the expenses, tax and transaction costs incurred by the Fund, which are not included in the Index.
- The annual return is for a 12 month period ending 31 December.
- The Fund launched in 1981.
- This unit class launched in 2012.
- The I class was launched on 20/12/12. Performance before this date is for M class, which has equivalent charges.

PRACTICAL INFORMATION

- The trustee and depositary is Northern Trust Global Services SE, UK Branch.
- You can obtain further information about the Fund including copies of its prospectus and the latest annual and semi-annual reports at www.legalandgeneral.com/reports. Paper copies of these documents are also available from: Legal & General Investments, PO Box 6080, Wolverhampton WV1 9RB. We provide documents free of charge and in English.
- Further information about investing, and how to make a complaint is available from www.legalandgeneral.com/guide.
- Investors can get other practical information, including the latest prices, spreads and details of any other unit classes that are available, by calling us on **0370 050 0955** Monday to Friday between 8.30am and 6.00pm. Call charges will vary.
- This Fund is subject to the tax legislation of the United Kingdom, which may have an impact on each investor's personal tax position.
- Legal & General (Unit Trust Managers) Limited may be held liable solely on the basis of any statement contained in this document that is misleading, inaccurate or inconsistent with the relevant parts of the Prospectus for the Fund.
- You can find details of our Remuneration Policy at www.lgim.com/remuneration. You can also request a paper copy free of charge. The Policy includes details of our Remuneration Committee and how remuneration and benefits are calculated.
- The Index is administered by FTSE International Limited who are listed on the register of administrators and benchmarks maintained by ESMA.

Key Investor Information

This document provides you with key investor information about this fund. It is not marketing material. The information is required by law to help you understand the nature and the risks of investing in this fund. You are advised to read it so you can make an informed decision about whether to invest.

Legal & General Global Inflation Linked Bond Index Fund Class I Accumulation - ISIN: GB00BBHXNN27

The authorised fund manager of the Fund is Legal & General (Unit Trust Managers) Limited.

OBJECTIVES AND INVESTMENT POLICY

- The objective of the Fund is to provide a combination of growth and income by tracking the Barclays World Government Ex UK Inflation Linked Bonds Hedged GBP Index, the "Index". This objective is after the deduction of charges and taxation.
 - The Fund seeks to replicate as closely as possible the constituents of the Index. The Fund will have at least 90% exposure to assets that are included in the Index.
 - The Index is comprised of bonds (a type of loan which pays interest) issued by governments across all geographical areas (excluding the UK) which are denominated in the local currency of the country and which are linked to the rate of inflation in the country.
 - The Fund may invest in sub-investment grade bonds. The bonds that the Fund invests in will be a mixture of investment grade bonds (rated as lower risk) and sub-investment grade bonds (rated as higher risk). The mix will closely match that of the Index. Investment and sub-investment grade bonds are bonds that have been given a credit rating by a rating agency. Credit ratings give an indication of how likely it is that the issuer of a bond will be able to pay back interest and the loan on time.
 - The Fund may also invest in bonds which are reasonably expected to become part of the Index in the near future or are an alternative to a constituent of the Index, money market instruments (such as treasury bills), cash, deposits and collective investment schemes, including those managed or operated by the Manager or an associate of the Manager.
 - The Fund will use forward foreign exchange or currency future derivatives in order to manage the currency exposure in line with the Index. The Fund may use other types of derivatives (contracts which have a value linked to the price of another asset) to:
 - reduce risk or cost; or
 - generate additional capital or income with no, or an acceptably low, level of risk.
- Other information:**
- The Fund is passively managed as it tracks the Index.
 - Your units will be accumulation units. Income from the Fund's investments (interest) will be reinvested back into the value of your units.
 - You can buy or sell units in this Fund on any business day. You need to contact us with your instruction before 3.00pm. This is the time we calculate unit prices for this Fund. If you contact us after 3.00pm, the units will be bought or sold at the next business day's price.
 - The Fund's base currency is denominated in sterling (British pounds).
 - This Fund may be suitable for investors looking for a combination of growth and income from an investment in global inflation linked bonds excluding those issued by the UK government, as represented by the Index.
 - Although investors can take their money out at any time, this Fund may not be appropriate for those who plan to withdraw their money within five years.
 - This Fund is not designed for investors who cannot afford more than a minimal loss of their investment.
 - If you do not understand this document we recommend you seek additional information to help you decide if this Fund is right for you.

RISK AND REWARD PROFILE



1	2	3	4	5	6	7
---	---	---	---	---	---	---

- The Risk and Reward Indicator table demonstrates where the Fund ranks in terms of its potential risk and reward. The higher the rank the greater the potential reward but the greater the risk of losing money. It is not guaranteed to remain the same and may change over time. It is based on historical data and may not be a reliable indication of the future risk profile of the Fund. The shaded area in the table above shows the Fund's ranking on the Risk and Reward Indicator.
- The Fund is in category 3 because it invests in company or government bonds which are sensitive to changes in interest rates, inflation and credit. This can be driven by political and economic changes and other significant events and may cause the value to go up and down. Bonds that are closer to their maturity date tend to be more stable in value. Bonds are generally considered to be higher risk investments than cash, but lower risk than company shares.
- Even a fund in the lowest category is not a risk free investment.
- The value of your investment may fall as well as rise and is not guaranteed. You might get back less than you invest.
- Further information on the risks of investing in this fund is contained in the Prospectus available at www.legalandgeneral.com/reports.

The risk and reward indicator may not take account of the following risks of investing in the Fund:

- The Fund could lose money if any institutions providing services such as acting as counterparty to derivatives or other instruments, becomes unwilling or unable to meet its obligations to the Fund.
- This Fund holds bonds that are traded through agents, brokers or investment banks matching buyers and sellers. This makes the bonds less easy to buy and sell than investments traded on an exchange. In exceptional circumstances the Fund may not be able to sell bonds and may defer withdrawals, or suspend dealing. The Directors can only delay paying out if it is in the interests of all investors and with the permission of the Fund depositary.
- The Fund invests directly or indirectly in bonds which are issued by companies or governments. If these companies or governments experience financial difficulty, they may be unable to pay back some or all of the interest, original investment or other payments that they owe. If this happens, the value of the Fund may fall.
- Investment returns on bonds are sensitive to trends in interest rate movements. Such changes will affect the value of your investment.
- Derivatives are highly sensitive to changes in the value of the asset on which they are based and can increase the size of losses and gains.
- There may be differences in performance between the fund's assets and the derivatives used to manage the fluctuation of exchange rates with Sterling. This could result at times in the fund being over protected or under protected against these fluctuations
- This fund invests in inflation-linked bonds, which are particularly sensitive to changes in inflation rates. Their values are likely to fall when inflation rates fall.
- The Fund may have underlying investments that are valued in currencies that are different from GBP. Exchange rate fluctuations will impact the value of your investment. Currency hedging techniques may be applied to reduce this impact but may not entirely eliminate it.

CHARGES

The charges you pay are used to pay the costs of running the Fund, including the costs of marketing and distributing it. These charges reduce the potential return from your investment.

One-off charges taken before or after you invest

Entry charge 0.00%*

Exit charge 0.00%*

This is the maximum that might be taken out of your money before it is invested.

*The Fund also incurs a unit price spread. See opposite.

Charges taken from the fund over a year

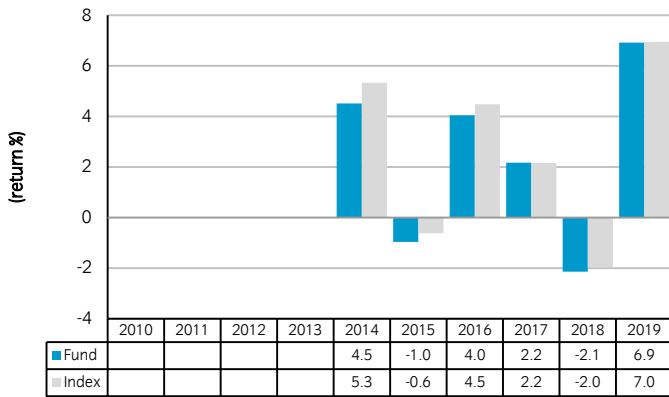
Ongoing charge 0.25%

Charges taken from the fund under certain specific conditions

Performance fee None

- There are no entry or exit charges.
 - The ongoing charges figure is based on the latest available expenses at April 2020. This figure may vary from year to year.
 - This Fund's ongoing charges include any charges made by any other funds it may invest in. They exclude portfolio transaction costs.
 - The ongoing charges are taken from the income of the Fund.
- Other costs:**
- **Unit price spread:** each day there are two prices for this Fund: a higher price you pay to buy units and a lower price you receive when you sell units. The Fund manager calculates these prices. The difference between these prices is called the 'spread'.
 - The spread is separate to the ongoing charges shown in this section.
 - This Fund's spread reflects the difference between the buying and selling prices of the assets it holds and costs associated with buying and selling the assets. The spread can change at any time and by any amount. As an example, the buying price for units in this Fund was 0.15% higher than the selling price at January 2020.
 - For more information about charges and costs, please see the charges and expenses section in the Fund's Prospectus, or visit our website at legalandgeneral.com/chargesandfees.

PAST PERFORMANCE



- Past performance is not a guide to future performance.
- The figures for the Fund take into account the ongoing charges and assume income (after any tax) is reinvested.
- The performance has been calculated in Sterling (British Pounds).
- The Fund will not replicate the performance of the Index perfectly due to the expenses, tax and transaction costs incurred by the Fund, which are not included in the Index.
- The annual return is for a 12 month period ending 31 December.
- The Fund launched in 2013.
- This unit class launched in 2013.

PRACTICAL INFORMATION

- The trustee and depositary is Northern Trust Global Services SE, UK Branch.
- You can obtain further information about the Fund including copies of its prospectus and the latest annual and semi-annual reports at www.legalandgeneral.com/reports. Paper copies of these documents are also available from: Legal & General Investments, PO Box 6080, Wolverhampton WV1 9RB. We provide documents free of charge and in English.
- Further information about investing, and how to make a complaint is available from www.legalandgeneral.com/guide.
- Investors can get other practical information, including the latest prices, spreads and details of any other unit classes that are available, by calling us on **0370 050 0955** Monday to Friday between 8.30am and 6.00pm. Call charges will vary.
- This Fund is subject to the tax legislation of the United Kingdom, which may have an impact on each investor's personal tax position.
- Legal & General (Unit Trust Managers) Limited may be held liable solely on the basis of any statement contained in this document that is misleading, inaccurate or inconsistent with the relevant parts of the Prospectus for the Fund.
- You can find details of our Remuneration Policy at www.lgim.com/remuneration. You can also request a paper copy free of charge. The Policy includes details of our Remuneration Committee and how remuneration and benefits are calculated.
- The Index is administered by Bloomberg Index Services Limited who are listed on the register of administrators and benchmarks maintained by ESMA.

LIONTRUST

SPECIAL SITUATIONS FUND

KEY INVESTOR
INFORMATION
DOCUMENT

This document provides you with key investor information about this Fund. It is not marketing material. The information is required by law to help you understand the nature and the risks of investing in this Fund. You are advised to read it so you can make an informed decision about whether to invest.

Liontrust Special Situations Fund is an Authorised Unit Trust and categorised as a UCITS scheme. This document is based upon Institutional class units (I Inc Class) (ISIN: GB00B57H4F11). This Fund is managed by Liontrust Fund Partners LLP, a subsidiary of Liontrust Asset Management PLC.

Objective

- The Fund aims to deliver capital growth over the long term (5 years or more).

Policy

- The Fund will invest at least 90% of its assets in companies which are incorporated, domiciled or conduct significant business in the United Kingdom (UK).
- The Fund will typically invest 90% (minimum 80%) of its assets in equities or equity related derivatives but may also invest in collective investment schemes (up to 10% of Fund assets), corporate debt securities, other transferable securities, money market instruments, warrants, cash and deposits.
- The Fund is permitted to use derivatives for the purposes of efficient portfolio management and for investment purposes. Please refer to the Derivatives sections in the prospectus for further details.

Recommendation

- This Fund may not be appropriate for investors who plan to withdraw their money within 5 years.

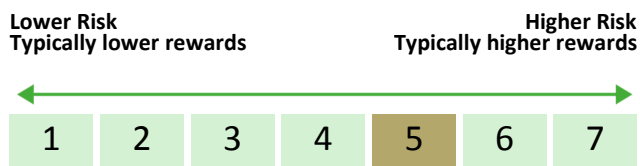
How to buy

- You may buy or sell units on a daily basis (but not weekends or Bank Holidays). Orders must be received by 11:59am for execution at 12:00 midday valuation point on the same day. Further details can be found at www.liontrust.co.uk.

Investment process

- A fundamental principle of competitive markets is that profits regress to the mean. The fund managers believe the secret to successful investing is to identify those few companies that have a durable Economic Advantage which allows them to defy this principle and sustain a higher than average level of profitability for longer than expected.
- Economic Advantage is the collection of distinctive characteristics of a company that competitors struggle to reproduce even if those competitors have understood the benefits arising from those characteristics. In the fund managers' experience, the hardest to replicate characteristics fall into the following three categories of intangible assets:
 - Intellectual property
 - Strong distribution channels
 - Significant recurring business
- Other less powerful but nonetheless important intangible strengths include: franchises and licenses; good customer databases and relationships; effective procedures and formats; strong brands and company culture. These intangible assets produce barriers to competition, protect margins and are capable, in the opinion of the fund managers, of reaping a financial advantage in the form of cash flow returns in excess of the cost of capital. The market rewards excess profitability, particularly when it is higher than consensus expectations.
- To be included in portfolios, companies must possess at least one of the main advantages: intellectual property, strong distribution or recurring business (at least 70% of annual turnover).
- Every smaller company held in the Economic Advantage funds has at least 3% of its equity held by senior management. Companies are also assessed for employee ownership below the board and changes in equity ownership are monitored.

Risk and reward profile



- This Synthetic Risk and Reward Indicator (SRRI) is based on historical data and may not be relied upon to gauge the future risk profile of the Fund.
- The SRRI shown is not guaranteed to remain the same and may shift over time.
- The lowest category (1) does not mean 'risk free'.
- The Fund's risk and reward category has been calculated using the methodology set by the European Commission. It is based upon the rate by which the Fund or a representative fund or index's value has moved up and down in the past.
- The Fund is categorised 5 for its exposure to UK companies.
- The SRRI may not fully take into account the following risks:
 - that a company may fail thus reducing its value within the Fund;
 - any company which has high overseas earnings may carry a higher currency risk;
- The Fund may encounter liquidity constraints from time to time. In addition the spread between the price you buy and sell units will reflect the less liquid nature of the underlying holdings.
- The Fund may invest in companies listed on the Alternative Investment Market (AIM) which is primarily for emerging or smaller companies. The rules are less demanding than those of the official List of the London Stock Exchange and therefore companies listed on AIM may carry a greater risk than a company with a full listing.
- The Fund may, under certain circumstances, make use of derivative instruments but it is not intended that their use will materially affect volatility.
- Counterparty risk: any derivative contract, including FX hedging, may be at risk if the counterparty fails.
- For full details of the Fund's risks, please see the prospectus which may be obtained from Liontrust (address overleaf) or online at www.liontrust.co.uk.

LIONTRUST

SPECIAL SITUATIONS FUND

Charges for this fund

- The charges you pay are used to pay the costs of running the Fund, including the costs of marketing and distributing it. These charges reduce the potential growth of your investment.

One-off charges taken before or after you invest

Entry charge	None
Exit charge	None

- This is the maximum that might be taken out of your money before it is invested.

Charges taken from the Fund over the year

Ongoing charges	0.83%
-----------------	-------

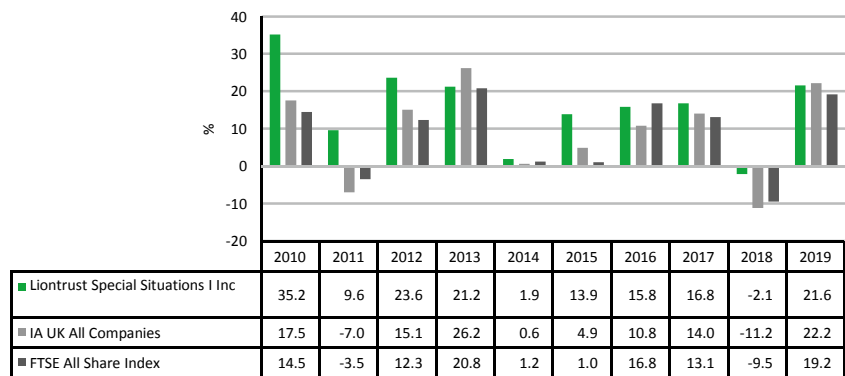
Charges taken from the Fund under certain specific circumstances

Performance fee	None
-----------------	------

- The entry and exit charges** shown are maximum figures. In some cases you might pay less – you can find this out from your financial adviser or fund platform if you are not using a financial adviser.
- The ongoing charges** figure is based on expenses as at 31 December 2019. This figure may vary from year to year. It excludes:
 - portfolio transaction costs, except in the case of an entry/exit charge paid by the UCITS when buying or selling units/shares in another collective investment undertaking.
- For more information about charges, please see the Charges and Expenses section of the Fund's prospectus, which is available electronically at www.liontrust.co.uk.

Past performance

- Past performance is not a guide to future performance. It has been calculated on the basis that any distributable income of the Fund has been reinvested. The past performance shown in the chart takes into account all charges except entry and exit charges.
- The Fund launched on 10 November 2005.
- The I Inc share class was launched on 01 November 2010.
- The base currency of the Fund is pounds sterling.
- The Fund is considered to be actively managed in reference to the benchmark(s) in the performance table by virtue of the fact that it uses the benchmark(s) for performance comparison purposes. The benchmark(s) are not used to define the portfolio composition of the Fund and the Fund may be wholly invested in securities which are not constituents of the benchmark.



Practical information

Authorisation	This Fund is authorised in the UK and regulated by the Financial Conduct Authority.
Trustee	Bank of New York Mellon (International) Ltd.
Investment Adviser	Liontrust Investment Partners LLP.
Further information	Copies of the prospectus and the latest annual and half-yearly reports, which are the primary source of additional information, are available, without charge, from Liontrust Fund Partners LLP, 2 Savoy Court, London, WC2R, 0EZ. They are also available electronically at www.liontrust.co.uk .
Taxation	UK tax legislation may have an impact upon your own personal tax position.
Fund prices and other information	The Fund's last published price is available from Liontrust Fund Partners LLP at www.liontrust.co.uk or by writing to us at 2 Savoy Court, London, WC2R 0EZ or by telephoning 0344 892 0349 during business hours (9.00am – 5.00pm).
Remuneration	Information on the current remuneration policy of the Fund, including a description of how remuneration and benefits are calculated and the identity of persons responsible for awarding the remuneration and benefits, is available at www.liontrust.co.uk . A paper copy of this information is available free of charge upon request from Liontrust Fund Partners LLP at 2 Savoy Court, London, WC2R 0EZ.

Charges

The charges shown in the table are used to pay the costs of running the fund, including the costs of marketing and distributing it. These charges reduce the potential growth of your investment.

One-off charges taken before or after you invest	
Entry charge	0.00%
Exit charge	0.00%
This is the maximum that might be taken out of your money before it is invested or before the proceeds of your investment are paid out.	
Charges taken from the fund over a year	
Ongoing charge	0.75%
Charges taken from the fund under certain specific conditions	
Performance fee	None

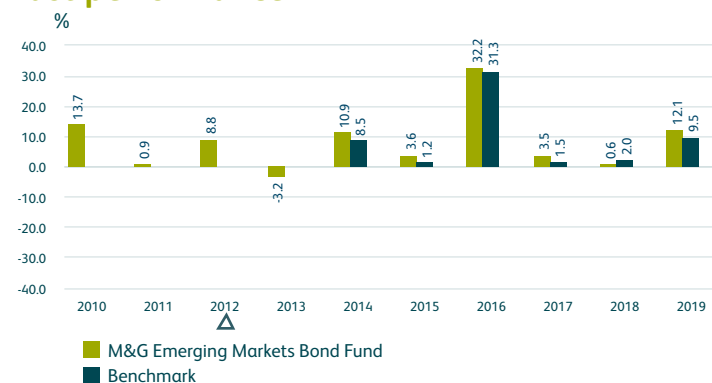
The entry and exit charges shown are the maximum figures and, in some cases, you may pay less. You can find out the exact charges which apply to your investment by contacting your financial adviser or distributor or, if you have invested directly with us, you can contact us using the details given in the practical information section.

The above ongoing charge figure is an estimate of the charges because of a change to the charging structure with effect from 1 August 2019.

The ongoing charge figure may vary from year to year and excludes portfolio transaction costs. The charges are mostly, if not exclusively, the Annual Charge which may be discounted depending on the size of the fund. The Annual Charge without any discount is 0.75%. The fund's annual report for each financial year will include details on the exact charges made.

For more information on charges, please see the relevant sections of the Prospectus at www.mandg.co.uk/literature

Past performance



- Past performance is not a guide to future performance.
- Performance calculation excludes UK taxes from 01 January 2017. It does not take into account the entry and exit charges but does take into account the ongoing charge, as shown in the charges section.
- The fund launched on 15 October 1999 and the Sterling Class I Accumulation share class launched on 19 April 2012.
- Performance is calculated using Sterling Class I Accumulation shares.
- △ 19 April 2012. The fund changed its objective. The past performance shown before this change was therefore achieved under circumstances that no longer apply. For more information about this change, visit www.mandg.co.uk/objectivechange
- Benchmark performance has been calculated in GBP.

Benchmark:

12 February 2013 to 31 December 2019 - 1/3 JPM EMBI Global Diversified Index, 1/3 JPM CEMBI Broad Diversified Index, 1/3 JPM GBI-EM Global Diversified Index

Practical information

The depositary is NatWest Trustee and Depositary Services Limited.

For more information about this fund, please visit www.mandg.co.uk/literature where you will find a copy of the Prospectus, Instrument of Incorporation and the latest annual or interim Investment Report and Financial Statements. These documents are in English and are available free of charge. Our website also provides other information such as share prices.

UK tax laws apply to the fund, and this may affect your personal tax position. Please speak to an adviser for more information.

M&G Securities Limited may be held liable solely on the basis of any statement contained in this document that is misleading, inaccurate or inconsistent with the relevant parts of the Prospectus for the fund.

The fund is a sub-fund of M&G Investment Funds (3), an umbrella Open Ended Investment Company (OEIC). The Prospectus, and annual or interim Investment Report and Financial Statements contain information about all of the sub-funds in M&G Investment Funds (3).

The assets of each sub-fund within the umbrella OEIC are segregated by law. This means that the assets belong exclusively to that sub-fund and shall not be used or made available to pay the debts of any other sub-fund or the umbrella OEIC.

You may switch between other sub-funds of M&G Investment Funds (3). An entry charge may apply. Details on switching are provided in the Important Information for Investors document and the fund's Prospectus, or by calling M&G Customer Relations on 0800 390 390.

Other share classes may exist for the fund as set out in the relevant Prospectus.

For up-to-date details of the staff remuneration policy that applies to M&G Securities Limited, including a description of how remuneration and benefits are calculated, the make-up of the remuneration committee, and the identities of persons responsible for awarding the remuneration and benefits, please visit www.mandg.co.uk/remuneration. We will provide a paper copy of this information, free of charge, if you require one.

This Fund is authorised in the UK and regulated by the Financial Conduct Authority. M&G Securities Limited is authorised in the UK and regulated by the Financial Conduct Authority.

This key investor information is accurate as at 23 March 2020.

Key Investor Information

This document provides you with key investor information about this Fund. It is not marketing material. The information is required by law to help you understand the nature and the risks of investing in this Fund. You are advised to read it so you can make an informed decision about whether to invest.



M&G Global Macro Bond Fund

Sterling Class I – Accumulation shares ISIN no. GB00B78PGS53

Managed by M&G Securities Limited

Objective and investment policy

The fund aims to provide a combination of capital growth and income, net of the Ongoing Charge Figure, higher than the average return of the IA Global Bond Sector over any five-year period.

Core investment: At least 80% of the fund is invested, directly or through derivatives, in bonds of any credit quality and asset-backed securities. These securities can be issued by governments, government-related institutions and companies from anywhere in the world, including emerging markets. These securities can be denominated in any currency.

Other investments: The fund may invest in other funds (including funds managed by M&G) and cash or assets that can be turned into cash quickly.

Derivatives: The fund may invest via derivatives and use derivatives to reduce the risks and costs of managing the fund.

Strategy in brief: The fund is a flexible global bond fund. The fund manager selects investments based on an assessment of macroeconomic factors such as economic growth, interest rates and inflation. This analysis determines which areas of the bond markets the fund manager believes the fund should invest in. It also influences the subsequent selection of individual bonds and the fund's currency exposures.

Benchmark: IA Global Bond sector

The benchmark is a target which the fund seeks to outperform. The sector has been chosen as the benchmark as the fund is a constituent of the sector. The benchmark is used solely to measure the fund's performance and does not constrain portfolio construction.

The fund is actively managed. The fund manager has complete freedom in choosing which investments to buy, hold and sell in the fund.

The benchmark is shown in the share class currency.

You can find more information about the fund in the Prospectus.

You can find an explanation of some of the terms used in this document in the glossary at <https://docs.mandg.com/docs/glossary-master-en.pdf>

Other information

The fund may invest more than 35% in securities issued or guaranteed by a member state of the European Economic Area or other countries listed in the fund's Prospectus. This investment may be combined with the use of derivatives in pursuit of the fund's investment objective.

You can buy and sell shares in the fund on any business day. Instructions received before 12 noon will be dealt at that day's price.

Any income from the fund will be rolled up into the value of your investment.

In addition to the charges set out in the charges section, the fund will incur portfolio transaction costs which are paid from the assets of the fund. These can be higher when investing outside Europe.

Recommendation: This fund may not be appropriate for investors who plan to withdraw their money within 5 years.

Risk and reward profile



• The above risk and reward indicator is based on historical data and may not be a reliable indication of the future risk profile of this share class. This Share Class is categorised in risk class 4 because its Net Asset Value has shown medium rises and falls in value historically.

- The risk number shown is not guaranteed and may change over time.
- The lowest risk number does not mean risk free.

The main risks that could affect performance are set out below:

- The value and income from the fund's assets will go down as well as up. This will cause the value of your investment to fall as well as rise. There is no guarantee that the fund will achieve its objective and you may get back less than you originally invested.
- Investments in bonds are affected by interest rates, inflation and credit ratings. It is possible that bond issuers will not pay interest or return the capital. All of these events can reduce the value of bonds held by the fund.
- High yield bonds usually carry greater risk that the bond issuers may not be able to pay interest or return the capital.
- The fund can be exposed to different currencies. Movements in currency exchange rates may adversely affect the value of your investment.
- The fund may use derivatives to profit from an expected rise or fall in the value of an asset. Should the asset's value vary in an unexpected way, the fund will incur a loss. The fund's use of derivatives may be extensive and exceed the value of its assets (leverage). This has the effect of magnifying the size of losses and gains, resulting in greater fluctuations in the value of the fund.
- Investing in emerging markets involves a greater risk of loss due to greater political, tax, economic, foreign exchange, liquidity and regulatory risks, among other factors. There may be difficulties in buying, selling, safekeeping or valuing investments in such countries.
- In exceptional circumstances where assets cannot be fairly valued, or have to be sold at a large discount to raise cash, we may temporarily suspend the fund in the best interest of all investors.
- The fund could lose money if a counterparty with which it does business becomes unwilling or unable to repay money owed to the fund.
- Operational risks arising from errors in transactions, valuation, accounting, and financial reporting, among other things, may also affect the value of your investments.

Further details of the risks that apply to the fund can be found in the fund's Prospectus at www.mandg.co.uk/literature

Charges

The charges shown in the table are used to pay the costs of running the fund, including the costs of marketing and distributing it. These charges reduce the potential growth of your investment.

One-off charges taken before or after you invest	
Entry charge	0.00%
Exit charge	0.00%
This is the maximum that might be taken out of your money before it is invested or before the proceeds of your investment are paid out.	
Charges taken from the fund over a year	
Ongoing charge	0.78%
Charges taken from the fund under certain specific conditions	
Performance fee	None

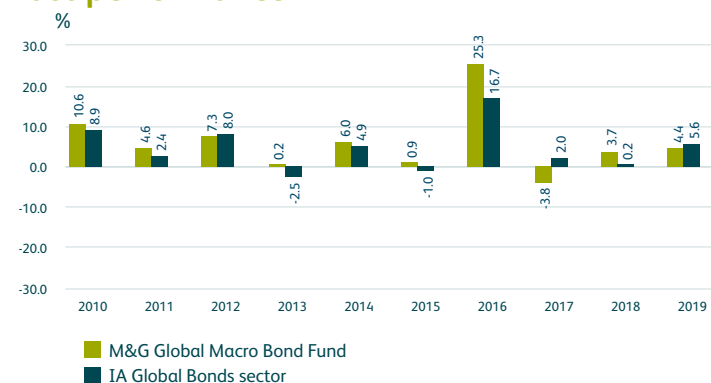
The entry and exit charges shown are the maximum figures and, in some cases, you may pay less. You can find out the exact charges which apply to your investment by contacting your financial adviser or distributor or, if you have invested directly with us, you can contact us using the details given in the practical information section.

The above ongoing charge figure is an estimate of the charges because of a change to the charging structure with effect from 1 August 2019.

The ongoing charge figure may vary from year to year and excludes portfolio transaction costs. The charges are mostly, if not exclusively, the Annual Charge which may be discounted depending on the size of the fund. The Annual Charge without any discount is 0.80%. The fund's annual report for each financial year will include details on the exact charges made.

For more information on charges, please see the relevant sections of the Prospectus at www.mandg.co.uk/literature

Past performance



- Past performance is not a guide to future performance.
- Performance calculation excludes UK taxes from 01 February 2017. It does not take into account the entry and exit charges but does take into account the ongoing charge, as shown in the charges section.
- The fund launched on 15 October 1999 and the Sterling Class I Accumulation share class launched on 16 December 2011.
- Sterling Class I - Accumulation shares do not have 10 complete years of past performance information available as they launched on 16 December 2011. Therefore, past performance information for Sterling Class X shares has been used for the period.
- Benchmark performance has been calculated in GBP.

Practical information

The depositary is NatWest Trustee and Depositary Services Limited.

For more information about this fund, please visit www.mandg.co.uk/literature where you will find a copy of the Prospectus, Instrument of Incorporation and the latest annual or interim Investment Report and Financial Statements. These documents are in English and are available free of charge. Our website also provides other information such as share prices.

UK tax laws apply to the fund, and this may affect your personal tax position. Please speak to an adviser for more information.

M&G Securities Limited may be held liable solely on the basis of any statement contained in this document that is misleading, inaccurate or inconsistent with the relevant parts of the Prospectus for the fund.

Other share classes may exist for the fund as set out in the relevant Prospectus.

For up-to-date details of the staff remuneration policy that applies to M&G Securities Limited, including a description of how remuneration and benefits are calculated, the make-up of the remuneration committee, and the identities of persons responsible for awarding the remuneration and benefits, please visit www.mandg.co.uk/remuneration. We will provide a paper copy of this information, free of charge, if you require one.

Key Investor Information

This document provides you with key investor information about this fund. It is not marketing material. The information is required by law to help you understand the nature and the risks of investing in this fund. You are advised to read it so you can make an informed decision about whether to invest.

Marlborough Global Bond Fund Class A Units

(ISIN Income GB0003474730, Accumulation GB0031544876)

This Fund is managed by Marlborough Fund Managers Ltd

Objectives and Investment Policy

The aim of the Fund is to provide both income, that is money paid out from an investment as interest, and capital growth, that is to increase the value of your investment. The Fund aims to outperform the average of the IA Global Bonds sector over any 5 year period, after any charges have been taken out of the Fund. However, there is no certainty this will be achieved.

At least 80% of the Fund will be invested in bonds. This will include bonds issued by companies, governments and institutions.

Investments will include both investment grade bonds, which are loans issued by entities that have a high capacity to repay the debt, as well as sub-investment grade bonds which can be more vulnerable to changing economic conditions.

The Fund may also invest in shares (including preference shares and permanent interest bearing shares), bonds which may be converted into shares (known as convertible bonds) and money market instruments (which are shorter term loans).

The Fund is actively managed which means the Manager decides which investments to buy or sell and when. The Manager's principal aim is to buy bonds and hold them to maturity in order to maximise the income generated from investments, although some investments may be sold prior to maturity.

The Fund invests in a diversified portfolio of securities and has no constraints in relation to country or industry.

The Manager uses derivatives (instruments whose returns are linked to another

asset, market or other variable factor) and forward transactions, for the purposes of efficient portfolio management in order to reduce currency risk in the Fund, also known as hedging, and for investment purposes, to gain exposure to certain currencies as part of the overall investment strategy.

From time to time, the Fund may also use derivative instruments to manage interest rate risk in the Fund.


The Fund may hold up to 20% in cash to enable the ready settlement of liabilities, for the efficient management of the Fund and in pursuit of the Fund's objectives.

The performance target is the level of performance the Fund aims to deliver however there is no certainty this will be achieved. The Investment Association (IA), the trade body for UK investment managers, has created a number of 'sectors' as a way of dividing funds into broad groups with similar characteristics. The Fund will be in the IA Global Bonds sector. This Fund aims to be in the top half of all funds included in this sector, as published by Morningstar.

The Marlborough Global Bond Fund pays income. If you wish to receive this please tell us. If you do not want to receive income you will be given accumulation units which means income is invested back into the Fund and reflected in the price of your units.

You can buy or sell all or part of your investment on any business day subject to the minimum holding requirements.

Risk and Reward Profile



This indicator aims to give you a measure of the price movement of this share class based on past data. It uses historic returns over the last five years. If five years' data is not available, simulated data based on a representative portfolio is used.

Past data may not be a reliable indication of the future risk profile of the Fund. The risk category may change in the future and is not guaranteed. The lowest category does not mean risk free. The value of investments and the income from them may fall as well as rise and you may not get back the amount you originally invested.

This Fund has been measured as 4 because its investments have experienced moderate volatility in the past. The Fund's volatility is affected by various risks, including:

- The Fund has exposure to bonds, the prices of which will be impacted by factors including; changes in interest rates, inflation expectations and perceived credit quality.

- When interest rates rise, bond values generally fall. This risk is generally greater

for longer term bonds and for bonds with higher credit quality.

- The Fund invests in other currencies. Changes in exchange rates will therefore affect the value of your investment.

- In certain market conditions some assets may be less predictable than usual. This may make it harder to sell at a desired price and/or in a timely manner.

Risks which are not adequately captured by the risk indicator include:

- Bonds that produce a higher level of income carry greater risk that the issuer will not be able to pay the income or repay the capital at maturity.

- The Fund may enter into various financial contracts (known as derivatives) in an attempt to protect the value of the Fund's assets, to reduce the costs of investing or for investment purposes. There is however a risk that the desired result may not be achieved or may result in gains or losses greater than the amount originally invested.

A more detailed description of the risks that apply to this Fund can be found in the Fund's prospectus.

Charges

The charges you pay are used to pay the costs of running the Fund, including the costs of marketing and distributing it. These charges reduce the potential growth of your investment. The entry and exit charges shown are maximum figures. In some cases you may pay less - you can find this out from your financial adviser.

The ongoing charges figure is based on expenses for the year ending 20/02/2020. This figure may vary from year to year. It excludes:

- Portfolio transaction costs, except in the case of an entry/exit charge paid by the UCITS when buying or selling units in another collective investment undertaking.

For more information about charges, please see Section 13 of the Fund's Prospectus, which is available at www.marlboroughfunds.com.

One-off charges taken before or after you invest

Entry Charge	5.00%
Exit Charge	None

This is the maximum that might be taken out of your money before it is invested.

Charges taken from the fund over each year

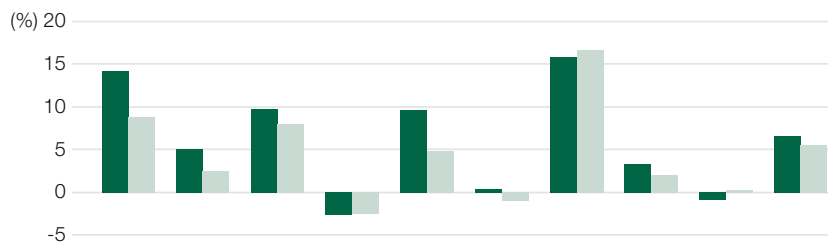
Ongoing Charges	1.18%
-----------------	-------

Charges taken from the fund under certain conditions

Performance Fee	None
-----------------	------

Past Performance

Historic performance to 31 December 2019



Past performance is not a guide to future returns.

Performance figures are calculated in Sterling on a bid price basis and include net reinvested income. They include the annual management charge and all other Fund expenses but do not include the entry charge.

The Fund was launched on 5 August 1987.

This Unit Class was launched on 5 August 1987.

Benchmark: IA Global Bonds.

	2010	2011	2012	2013	2014	2015	2016	2017	2018	2019
■ Fund	14.2	5.0	9.8	-2.7	9.6	0.4	15.9	3.2	-0.9	6.6
■ Benchmark	8.9	2.4	8.0	-2.5	4.9	-1.0	16.7	2.0	0.2	5.6

Practical Information

If you wish to sell all or part of your investment please write to us at Marlborough House, 59 Chorley New Road, Bolton, BL1 4QP or telephone 0808 145 2501.

The Prospectus and annual report and accounts for the Fund are available free of charge at www.marlboroughfunds.com or by calling 0808 145 2500. The documents are available in English only.

For further details including how to invest please see the Supplementary Information Document which is available at www.marlboroughfunds.com or call 0808 145 2500.

Other unit classes of the Fund are available. For further details please see the Fund's Prospectus which is available at www.marlboroughfunds.com.

You may switch to any Fund in the Marlborough range on request, subject to a switching charge.

The Trustee for the Fund is HSBC Bank Plc.

UK taxation may have an impact on your personal tax position.

Fund prices are available at www.marlboroughfunds.com. Some price information is also published in the Financial Times.

Marlborough Fund Managers Ltd may be held liable solely on the basis of any statement contained in this document that is misleading, inaccurate or inconsistent with the relevant parts of the Prospectus for the UCITS.

The Remuneration Policy of Marlborough Fund Managers Limited is available from www.marlboroughfunds.com. This Policy describes how remuneration and benefits are calculated and the governance arrangements in place around these payments. A paper copy of this Policy is also available free of charge upon request.

This document provides you with key investor information about this fund. It is not marketing material. The information is required by law to help you understand the nature and the risks of investing in this fund. You are advised to read it so you can make an informed decision about whether to invest.

Rathbone Income Fund (I-class)

Fund Manager: Rathbone Unit Trust Management Limited

Accumulation units ISIN: GB00B3Q9WG18

Income units ISIN: GB00B7FQLQ43

Objectives and investment policy

We aim to deliver an annual income that is in line with or better than that of the FTSE All-Share Index over any rolling three-year period. We also aim to increase the income we pay you in line with the Consumer Price Index (CPI) measure of inflation over any rolling five-year period.

We aim to generate a greater total return than the FTSE All-Share Index, after fees, over any five-year period. Total return means the return we receive from the value of our investments increasing (capital growth) plus the income we receive from our investments (dividend payments).

We use the FTSE All-Share Index as a target for our fund's return and the income we pay because we want to offer you a better income and higher returns than the UK stock market. Increasing your income payments at least in line with the CPI measure of inflation protects your future spending power.

We also compare our fund against the Investment Association (IA) UK Equity Income sector because the funds in it are similar to ours.

We will invest at least 80% of our fund in UK-listed shares, with the remainder in global shares, cash, short-term deposits and UK government debt.

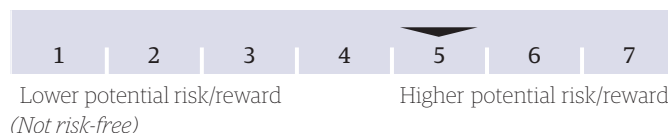
We actively manage our fund, which means we can choose what we invest in as long as it's in line with the investment objective and policy. Because of this, our fund's performance can diverge significantly from its benchmarks over shorter periods of time and therefore isn't appropriate for investors who plan to withdraw their money within five years.

Our fund is designed for investors with a basic knowledge of shares who seek income and growth. You should intend to invest for longer than five years, understand the risks of our fund and have the ability to bear a capital loss.

You can buy and sell units on each business day of the fund between 9am and 5pm.

The fund offers accumulation units (units in which any income payable by the fund is reinvested) and income units (units in which any income received in the fund will be paid to the unitholder).

Risk and reward profile



This indicator is a measure of the fund's past volatility (the extent and rapidity of up-and-down movements of the value of an investment). It may not be a reliable indication of the fund's future risk. The risk category shown is not a target or a guarantee and may change over time.

The risk indicator for this fund reflects the following:

- As an asset class, shares have greater risk than either bonds or money market instruments.

The value of investments in the fund and the income from them may go down as well as up and you may not get back your original investment when you sell your units.

During unusual market conditions, the risks normally experienced by the fund may increase significantly, and in addition, the fund may be subject to the following risks:

Counterparty risk: A company that we deal with may renege on its obligations, costing you money.

Currency risk: We own assets valued in a currency other than sterling. Changes in the price of foreign currencies can result in gains or losses, even if underlying asset prices stay the same.

Liquidity risk: Some assets become hard to sell at their expected price. This could mean we have to sell assets below their expected price resulting in a loss. In extreme circumstances, we may suspend the fund to protect your investment, resulting in you being unable to access your money.

Management risk: People make the investment decisions for our fund. If they make unfavourable decisions, you could lose money.

Operational risk: We rely on complex systems to ensure that trades are completed, our fund's assets are accounted for and that you can buy or sell our fund. If our systems fail, you could be inconvenienced or lose money.

Concentration risk: The fund invests in a small number of investments. This means that the performance of a single stock within the portfolio has a greater effect on the value of the fund. This can result in large gains or losses based on the performance of a single stock.

Charges for this fund

The fund manager receives an annual fee, which is included in the ongoing charges shown below. Ongoing charges are the same for all investors in the same class. The charges shown below are based on actual fees and expenses for the year ending 31 March 2020.

One-off charges taken before or after you invest:

Entry charge none

Exit charge none

Charges taken from the fund over a year:

Ongoing charges 0.78% (Acc units); 0.78% (Inc units)

Charges taken from the fund under specific conditions:

Performance fee none

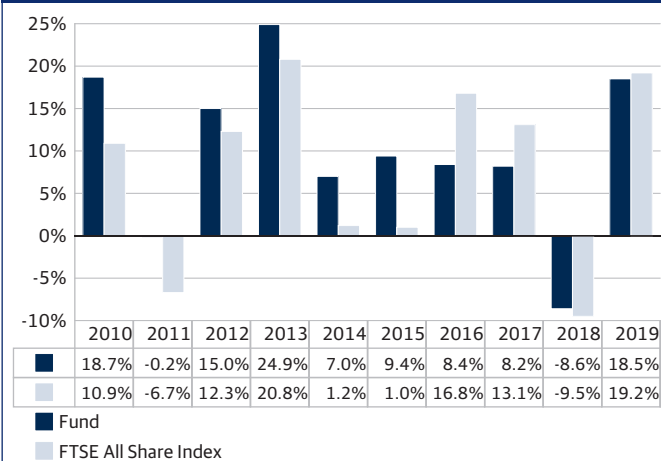
For more information about charges, please see the "Charges" section of the fund's Prospectus, available by calling the Information Line or emailing rutm@rathbones.com.

Past performance

Basis of performance: bid to bid, net income reinvested.

Fund inception: 12 February 1971. I-class units were launched 1st March 2012. Performance is based on the prices for R-class units prior to that date.

Rathbone Income Fund (I-class)



Source: Financial Express and Rathbones

Past performance should not be seen as an indication of future performance.

Practical information

Trustee: NatWest Trustee and Depositary Services

For fund performance and most recent unit price, go to rathbonefunds.com.

Notices: Rathbone Unit Trust Management Limited may be held liable solely on the basis of any statement contained in this document that is misleading, inaccurate or inconsistent with the relevant parts of the Prospectus for the fund.

The up-to-date remuneration policy of the fund manager, including, but not limited to, a description of how remuneration and benefits are calculated, the identity of persons responsible for awarding the remuneration and benefits, including the composition of the remuneration committee, is available free of charge upon request at the fund manager's registered office. A summary thereof is available on rathbonefunds.com/literature-item/remuneration-policy.

Tax: Investors should note that the tax legislation that applies to the fund may have an impact on the personal tax position of their investment in the fund.

Contact your adviser to discuss tax treatment and the suitability of this investment.

Address: Rathbone Unit Trust Management Limited
8 Finsbury Circus, London EC2M 7AZ

Information line: 020 7399 0399

Telephone: 020 7399 0000

Facsimile: 020 7399 0057

Email: rutm@rathbones.com

Website: rathbonefunds.com

A member of the Rathbone Group. Registered No. 2376568

Publication date: This Key Investor Information Document is accurate as at 16 June 2020.

This fund and Rathbone Unit Trust Management Limited are authorised and regulated by the Financial Conduct Authority (FCA).

This document provides you with key investor information about this fund. It is not marketing material. The information is required by law to help you understand the nature and the risks of investing in this fund. You are advised to read it so you can make an informed decision about whether to invest.

Royal London Corporate Bond Fund (Accumulation - Class M Shares)

A sub-fund of Royal London Bond Funds ICVC ISIN: GB00B87FJ401
Managed by Royal London Unit Trust Managers Limited

Objectives and investment policy

Objective The Fund's investment objective is to achieve a total return over the medium term (3-5 years), by investing at least 80% in sterling-denominated corporate bonds.

The Fund's performance target is to outperform, after the deduction of charges, the iBoxx Sterling Non-Gilt Total Return GBP Index (the "Index") over a rolling 5-year period. For further information on the Fund's index, please refer to the Prospectus.

The Fund is actively managed.

Policy At least 80% of the Fund will be invested in corporate bonds denominated in sterling or hedged back to sterling, which will generally be fixed-rate issues (bonds paying interest at an unchanging rate, rather than on an adjustable basis).

The remainder of the Fund's assets may be invested in a range of securities, including government bonds, index-linked bonds, securitisations, supranational bonds, agency bonds, preference shares, floating-rate notes, asset-backed securities and bonds denominated in currencies other than sterling.

A limited amount of the Fund's assets may be invested in other transferable securities, money market instruments and exchange-traded funds. The Fund may also invest a small amount of its portfolio in derivatives (investments that derive their value from another closely related underlying investment) for the purposes of efficient portfolio management. Cash is unlikely to exceed 5% of assets.

For more information on investment terms used in this document please refer to the glossary on our website:

<https://www.rlam.co.uk/Home/Intermediaries/Supplementary-links/Glossary/>.

Recommendation The Fund may not be appropriate for investors who plan to withdraw their money within 5 years.

Concepts to understand

Bonds are defined as fixed-income investments issued as debt by companies and public bodies to raise finance. Investors in bonds receive a previously agreed, non-variable interest payment until the investment matures. Corporate bonds are those issued by companies to raise finance.

Total Return A total return is a combination of capital growth and income. Capital growth is defined as the rise in an investment's value over time and income as the payment an investment generates, such as dividends or bond coupons.

Rolling 5 Year Period A rolling 5-year period is any period of five years, no matter which day you start on.

Hedging reduces risk by protecting an investment with another related investment.


Efficient Portfolio Management A list of approved investment techniques, including the use of derivatives, used to protect against excessive risk, reduce cost or generate extra income or growth.

You can buy and sell your shares on each working day, except public holidays, at 12:00 noon if you tell us before 12:00 noon that you want to do so.

Instructions received after 12:00 noon will be processed at 12:00 noon on the following working day.

Other share classes may be available as described in the Prospectus. If this is an income share class, any income will be paid out to you. If this is an accumulation share class, any income will be reinvested in the Fund.

Risk and reward profile



The fund is shown in risk category 3 because its share price has shown a medium to low level of volatility historically. The indicator has been calculated using historical data and may not be a reliable indication of the future risk profile of the Fund. As an investment, bonds are typically more volatile than money market instruments but less volatile than shares. Bonds issued by corporations are typically more volatile than bonds issued by governments.

The risk and reward indicator is not a measure of the expected rise or fall in capital but shows how sharply the Fund's share price has gone up and down historically.

A fund whose share price has experienced sharp or large increases or decreases will sit in a higher risk category, whereas a fund whose share price has experienced small or gradual increases or decreases will sit in a lower risk category.

The indicator is calculated using a standard methodology that is used by all companies offering such funds in Europe.

The risk/reward indicator is an estimate and not a guarantee. Going forward, the Fund's actual volatility could be higher or lower, and its rated risk/reward profile could change. The lowest risk category does not mean the investment is risk free.

The risk indicator does not adequately capture the following risks, which are materially relevant to the Fund:

Credit Risk Issuers of certain fixed income securities could become unable to make income or capital payments on their debt. As such the value of a security will fall in the event of a rating downgrade or default of the issuer. In general fixed income securities that pay a higher level of income usually have a lower credit rating because of the increased risk of default.

Interest Rate Risk Fixed interest securities are particularly affected by trends in interest rates and inflation. If interest rates go up, the value of capital may fall, and vice versa. Inflation will also decrease the real value of capital.

Liquidity Risk In difficult market conditions the value of certain fund investments may be less predictable than normal. In some cases this may make such investments harder to sell at the last quoted market price, or at a price considered to be fair. Such conditions could result in unpredictable changes in the value of your holding.

For more about fund risks, see the "Risk Factors" section in the Prospectus (www.rlam.co.uk/Home/Individual-Investor/Fund-Performance--Prices/)

Charges

The charges you pay are used to pay the costs of running the Fund, including the costs of marketing and distributing the Fund. These charges reduce the potential growth of the investment.

One-off charges taken before or after you invest:

Entry charge None

Exit charge None

Charges taken from the fund over a year:

Ongoing charge 0.56%

Charges taken from the fund under specific conditions:

Performance fee None

The entry and exit charge is the maximum that might be taken out of your money before it is invested or before the proceeds of your investment are paid out.

Ongoing charge is based on the Fund Management Fee (FMF), which is the periodic fee paid to the ACD to cover the expenses of the Fund. This figure does not include portfolio transaction costs. Ongoing charges are the same for all investors in the share class.

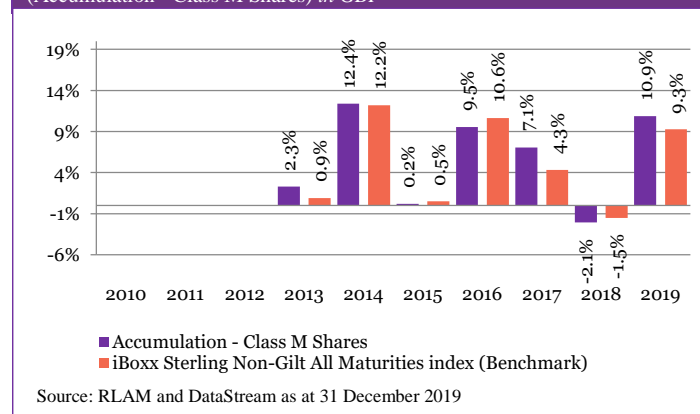
For more about charges, see the expenses section in the full Prospectus and supplement (www.rlam.co.uk/Home/Individual-Investor/Fund-Performance--Prices/)

Past performance

The graph shows fund performance over the past 10 years where available. The figure for a given year shows how much the Fund increased or decreased in value during that year. These results reflect ongoing charges taken from the Fund, but do not reflect any entry charges you might have to pay.

The Fund was launched on 29 March 1999 as a unit trust and converted to an open-ended investment company (OEIC) on 30 April 2010. The share class was launched on 26 November 2012.

The Royal London Corporate Bond Fund
(Accumulation - Class M Shares) in GBP



Past performance is not a guide to future performance and may not be repeated. The value of investments may go down as well as up and you may not get back the amount you originally invested.

The chart shows performance in British pounds after the ongoing charges and the portfolio transaction costs have been paid. Entry and exit charges are excluded from calculations of past performance.

Practical information

Depository: HSBC Bank plc

Additional Information: This Key Investor Information Document (KIID) may not contain all the information you need. For additional information on this fund (including the Supplementary Information Document), on other share classes of this fund and on other funds, or to obtain a free copy of the Fund's Prospectus or the annual and semi-annual shareholder reports, call the information line or write to the registered office, details of which are below. Alternatively, visit www.rlam.co.uk. The Prospectus and shareholder reports are in English.

This document describes one share class of the Fund. The Prospectus and annual and semi-annual shareholder reports are prepared for the entire fund across all share classes.

For fund performance and most recent share price, visit www.rlam.co.uk.

Should you wish to switch share classes or funds, please see the "Switching" section of the Prospectus for details.

Tax: Investors should note that the tax legislation that applies to the Fund may have an impact on the personal tax position of their investment in the Fund. Contact your adviser to discuss tax treatment, suitability of this investment, and other questions.

Notices: Royal London Unit Trust Managers Limited may be held liable solely on the basis of any statement contained in this document that is misleading, inaccurate or inconsistent with the relevant parts of the Prospectus for the UCITS.

This Fund is a sub-fund of Royal London Bond Funds ICVC (a UCITS umbrella company). The prospectus and long reports (shareholder reports) are prepared for the entire company. The assets and liabilities of each sub-fund are segregated by law. Therefore, the assets of the Fund belong exclusively to it and are not available to meet the liabilities of any other fund of Royal London Bond Funds ICVC.

The Fund is authorised in the United Kingdom and regulated by the Financial Conduct Authority (FCA).

Details of the Company's remuneration policy are available at www.rlam.co.uk including: (a) a description of how remuneration and benefits are calculated; and (b) the identities of persons responsible for awarding remuneration and benefits. A paper copy of these details may be obtained, free of charge, on request from the Company, at the address below.

Address: Royal London Asset Management
55 Gracechurch Street, London EC3V 0RL

Telephone: 03456 04 04 04

Website: www.rlam.co.uk

A member of the Investment Association

Publication Date: This Key Investor Information is accurate as at 19 February 2020

Charges

One-off charges taken before or after you invest

Entry charge None

Exit charge None

This is the maximum that might be taken out of your money before it is invested.

Charges taken from the fund over a year

Ongoing charges 0.91%

Charges taken from the fund under certain specific conditions

Performance fee

None

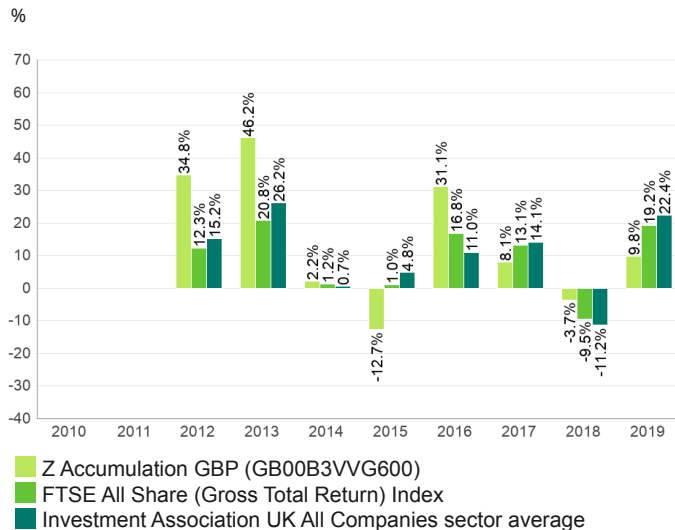
The charges you pay are used to pay the costs of running the fund, including the costs of marketing and distributing it. These charges reduce the potential growth of your investment.

The entry and exit charges shown are maximum figures and in some cases you might pay less. You can find out the actual entry and exit charges from your financial advisor.

The ongoing charges figure is based on the last year's expenses for the year ending December 2019 and may vary from year to year.

Please see the prospectus for more details about the charges.

Past performance



Past performance is not a guide to future performance and may not be repeated. The value of investments may go down as well as up and you may not get back the amount you originally invested.

The chart shows performance in British pound after the ongoing charges and the portfolio transaction costs have been paid.

The fund was launched on 05 May 1970.

Practical information

Trustee: J. P. Morgan Europe Ltd.

Further Information: You can get further information about this fund, including the prospectus, latest annual report, any subsequent half-yearly reports and the latest price of units from www.schroders.com/ukinvestor and from Schroders, PO Box 1102, Chelmsford, Essex, CM99 2XX, England, telephone 0800 718 777. They are in English, free of charge.

Tax Legislation: The fund is subject to UK tax legislation which may have an impact on your personal tax position.

Liability: Schroder Unit Trusts Ltd may be held liable solely on the basis of any statement contained in this document that is misleading, inaccurate or inconsistent with the relevant parts of the fund's prospectus.

Switches: Subject to conditions, you may apply to switch your investment into another share class within this fund or in another Schroder fund. Please see the prospectus for more details.

Remuneration policy: A summary of Schroders' remuneration policy and related disclosures is at www.schroders.com/remuneration-disclosures. A paper copy is available free of charge upon request.

The policy includes a description of how remuneration and benefits are calculated & the identities of persons responsible for awarding the remuneration and benefits.

Glossary: You can find an explanation of some of the terms used in this document at www.schroders.com/ukinvestor/glossary.

Benchmark: The constraining benchmark has been selected because the investment manager is constrained by reference to the value, price or components of that benchmark as stated in the investment objective and policy.

NON-UCITS RETAIL SCHEME KEY INVESTOR INFORMATION

This document provides you with key investor information about this fund. It is not marketing material. The information is required by law to help you understand the nature and the risks of investing in this fund. You are advised to read it so you can make an informed decision about whether to invest.

THREADNEEDLE UK PROPERTY AUTHORISED INVESTMENT FUND (THE "COMPANY")

Class 2 Net Income Units (GBP) GB00BQ1YHW31, regulated by the FCA.

This Fund is managed by Threadneedle Investment Services Limited (the "Management Company") (part of the Columbia and Threadneedle group of companies).

Objectives and Investment Policy

The aim of the Fund is to provide income and to grow the amount you invested.

The Fund is a Property Authorised Investment Fund ("PAIF") for tax purposes.

The Fund will typically invest at least two-thirds of its assets, either directly or indirectly, in commercial real estate in the United Kingdom which is used for business purposes. The Fund may also invest in shares, bonds, gilts, and other funds. The Fund may invest in other assets including cash to efficiently manage the Fund.

Any income the Fund generates will be paid to you, unless you have chosen to have it reinvested.

You can buy and sell units in the Fund on any day that is a business day in London. You can find more detail on the objective and investment policy of the Fund in the "Investment Objective, Policy and other Details of the Company" section of the Prospectus.

Recommendation: this Fund may not be appropriate for investors who plan to withdraw within 5 years.

Risk and Reward Profile

- The value of investments can fall as well as rise and investors might not get back the sum originally invested.
- It may be difficult or impossible to realise an investment in the Fund because the underlying property held within the Fund may not be readily saleable.
- The value of a property is a matter of a valuer's opinion and the true value may not be recognised until the property is sold by the Fund.
- As the Fund is dual priced, there is a price to buy units and a lower price to sell them. The difference between the two is known as the 'spread'. This Fund's spread reflects the transaction costs of buying and selling commercial property, and other assets. The spread can change at any time and by any amount. As an example, the buying price for shares in this Fund was approximately 6.5% higher than the selling price on 1st April 2019.
- If values in the property market go down or rental income decreases, the Fund's value may be negatively affected.
- Due to the illiquid nature of property and the time it can take to buy or sell assets, under normal circumstances up to 20% of the assets of the Fund into which the Fund invests may be held as cash deposits. In exceptional circumstances, the level of cash held by the Fund may be significantly higher. Holding high levels of cash will have an impact on the performance of the Fund and its distributable income until the excess cash is invested in property assets.
- Shares of the Fund may exhibit significant price volatility.
- The risks currently identified as applying to the Fund are set out in the "Risk Factors" section of the prospectus.

Charges

The charges you pay are used to pay the costs of running the Fund, including the costs of marketing and distributing it. These charges reduce the potential growth of your investment.

One-off charges taken before or after you invest

Entry Charge:	0.00%
Exit Charge:	0.00%

These are the maximum charges that we might take out of your money before it is invested. In some cases, you might pay less and you should speak to your financial adviser about this.

Charges taken from the fund over a year

Ongoing Charges:	0.80%
------------------	-------

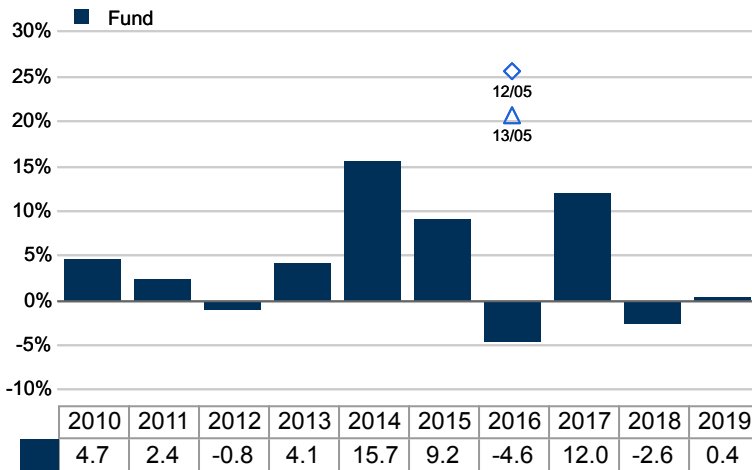
Charges taken from the fund under specific conditions

Performance Fee:	NONE
------------------	------

The ongoing charges figure does not take into account property expenses of 0.90%. These expenses include maintenance and repair fees, property insurance, and letting costs.

The ongoing charges figure is based on expenses for the year ending 15/05/19. This figure may vary from year to year. It excludes the costs of buying or selling assets for the Fund (unless these assets are shares of another fund).

Past Performance



Source: Morningstar

Past performance is not a guide to future performance.

Fund launch date: 13/05/2016

Share/unit class launch date: 13/05/2016

Performance is calculated in GBP.

The past performance information for the period prior to 13 May 2016 is from the Threadneedle UK Property Trust (Class 2 Net Income Units (GBP) GB00B23FNT51) (a unit trust launched on 12 October 2007), which converted into this PAIF structure on 13 May 2016.

All charges and fees, except any entry, exit and switching charge, have been included within the performance.

◇ Past performance before share class launch date includes data for another share / unit class or fund with similar characteristics.

△ Before this date the Fund had different characteristics.

Please refer to www.columbiathreadneedle.com for further details.

Practical Information

- Depositary: Citibank Europe plc, UK branch.
- You can obtain further information regarding the Fund, the Company, its Prospectus, latest annual reports and any subsequent half-yearly reports free of charge from the Management Company. The documents are available in English. You can obtain other practical information, including current unit prices, at columbiathreadneedle.com.
- Details of the remuneration policy, including a description of how remuneration and benefits are calculated and the persons responsible for awarding them (including the composition of the remuneration committee), are available at columbiathreadneedle.com. A paper copy is available free of charge upon request.
- The tax legislation of the United Kingdom may have an impact on your personal tax position.
- You may exchange your shares for shares of other funds of the Company, if available. Details can be found in the section of the prospectus with the heading "Switching/Converting". This share class is representing other classes of the Fund, details of which can be found in the prospectus or at columbiathreadneedle.com.

This Fund is authorised in the United Kingdom, and regulated by the Financial Conduct Authority. Threadneedle Investment Services Limited is authorised in the United Kingdom, and regulated by the Financial Conduct Authority.