

# KEY INVESTOR INFORMATION



This document provides you with key investor information about this Fund. It is not marketing material. The information is required by law to help you understand the nature and the risks of investing in this Fund. You are advised to read it so you can make an informed decision about whether to invest.

**Aviva Investors Multi-Strategy Target Return Fund, Class 5, Accumulation shares, GBP**, a sub-fund of the Aviva Investors Investment Funds ICVC (ISIN: GB00BMTRW439). The Fund is managed by Aviva Investors UK Fund Services Limited.

## OBJECTIVES AND INVESTMENT POLICY

**Objective:** To deliver a positive return over rolling three year periods regardless of the prevailing stock market environment. The Fund aims to generate a positive return, on average 5% per annum above the Bank of England Base Rate before the deduction of charges, over rolling three year periods. In seeking to target this level of return the Fund also aims to manage volatility to a target of less than half the volatility of global equities, measured over the same rolling three year periods. These aims, however, are not guaranteed and it may not always be possible to achieve positive returns or to achieve the target level of volatility over rolling three year periods, or over any period of investment. Consequently, investors' capital is at risk.

**Core investment:** The Fund invests across a broad range of global asset classes (including emerging markets) that may include shares of companies, bonds (both corporate and government), cash, commodities, indirect property, and currencies. Other funds (including funds managed by Aviva Investors companies) may also be used to gain exposure to these asset classes. The Fund will make significant use of derivative instruments for investment purposes including: futures, options, swaps, swaptions and forwards.

**Strategy:** The Fund is actively managed and the Investment Manager may take both long and synthetic short positions and derivative usage may include but is not limited to derivatives on interest rates, inflation rates, bonds, credit, equity, financial indices, volatility, dividend payments and currencies. Derivatives usage may be for the purposes of hedging, efficient portfolio management, or investment purposes and may be exchange traded or traded off exchange through market counterparties. The use of derivative instruments as part of the investment policy will mean that the Fund may, from time to time, have substantial holdings in liquid assets including deposits and money market instruments.

This Fund is subject to Aviva Investors' baseline exclusion policy – please see **Appendix 2 of the Prospectus for information on these limited investment restrictions.**

**Performance & Risk Measurement:** The Fund aims to generate returns which exceed the Bank of England base rate, which has been chosen as the market standard indicator of the risk-free rate of return. The Fund targets 5% above this rate because that is the level of outperformance that the Investment Manager believes to be realistic for this strategy alongside the volatility aim.

The Fund is managed to a defined risk target - linked to the volatility of global equities. Volatility measures how much the returns of the Fund may fluctuate and is an indicator of the level of risk taken by the Investment Manager.

The Fund is expected to operate with a volatility no greater than 50% of that of Global Equities, however, there may be times where the Fund operates above this target. The Index we use to represent global equities is the MSCI® All Country World Index (Local Currency) (the Index). The Fund's volatility is compared against the Index's daily volatility, annualised, over 3-year rolling periods.

The Index comprises large and medium sized companies, as determined by their market capitalisation (total market value of a company's outstanding shares), from both developed and emerging markets, and the Index is designed to provide a broad measure of global equity market performance.

The Index has been selected as a benchmark due to the broad range of companies that it represents, and it is therefore an appropriate measure of the volatility of global equities.

Note: MSCI makes no express or implied warranties or representations and shall have no liability whatsoever with respect to any MSCI data contained herein. The MSCI data may not be further redistributed or used as a basis for other indices or any securities or financial products. This report is not approved, endorsed, reviewed or produced by MSCI. None of the MSCI data is intended to constitute investment advice or a recommendation to make (or refrain from making) any kind of investment decision and may not be relied on as such.

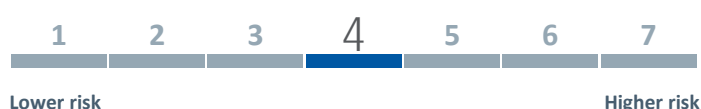
**Recommendation:** this Fund may not be appropriate for investors who plan to withdraw their money within 5 years.

**Other information:** You can buy and sell shares on any London business day.

This is an accumulation share class and any income from the Fund will remain in the Fund and is reflected in the share price.

For full investment objectives and policy details please refer to the Prospectus.

## RISK AND REWARD PROFILE



Typically lower rewards

Typically higher rewards

This indicator is based on historical data, calculated using European Union rules, and may not be a reliable indication of the future risk profile of the Fund.

The risk and reward category shown is not guaranteed to remain unchanged and may change over time. The lowest category does not mean 'risk free'.

The value of investments and the income from them will change over time.

The Fund price may fall as well as rise and as a result you may not get back the original amount you invested.

The Fund has been allocated a risk number based on the historic volatility of its share price or where insufficient information is available appropriate asset classes.

**Counterparty risk:** The Fund could lose money if an entity with which it does business becomes unwilling or is unable to meet its obligations to the Fund.

**Currency risk:** Changes in currency exchange rates could reduce investment gains or increase investment losses. Exchange rates can change rapidly, significantly and unpredictably.

**Derivatives risk:** Derivatives are instruments that can be complex and highly volatile, have some degree of unpredictability (especially in unusual market

conditions), and can create losses significantly greater than the cost of the derivative itself.

**Hedging risk:** Any measures taken to offset specific risks will generate costs (which reduce performance), could work imperfectly or not at all, and if they do work will reduce opportunities for gain.

**Illiquid securities risk:** Certain assets held in the Fund could, by nature, be hard to value or to sell at a desired time or at a price considered to be fair (especially in large quantities), and as a result their prices could be very volatile.

**Commodity Investment** The prices of commodities are generally more volatile than investments in more traditional securities such as equities and fixed income. Investment into commodity instruments which are physically backed may have limited recourse, and if the value of the commodities held is insufficient to meet payment obligations the Fund may suffer losses.

**Leverage risk:** A small price decline on a "leveraged" underlying investment will create a correspondingly larger loss for the Fund. A high overall level of leverage and/or unusual market conditions could create significant losses for the Fund.

**Multi-strategy risk:** Because the Fund is exposed to the risks of multiple markets and asset classes, there is a risk that some or all of its strategies may not perform or correlate as expected.

**Stock and Bond Connect risk:** The Fund may invest in China A-Shares via Stock Connect, or bonds on the China Interbank Bond Market via Bond Connect which may entail additional clearing and settlement, regulatory, operational and counterparty risks.

Full information on the risks applicable to the Fund is detailed in the Prospectus.

CHARGES

One-off charges taken before or after you invest

Entry charge	None
Exit charge	None

Charges taken from the Fund over a year

Ongoing charges	0.70%
-----------------	-------

Charges taken from the Fund under certain specific conditions

Performance fee	None
-----------------	------

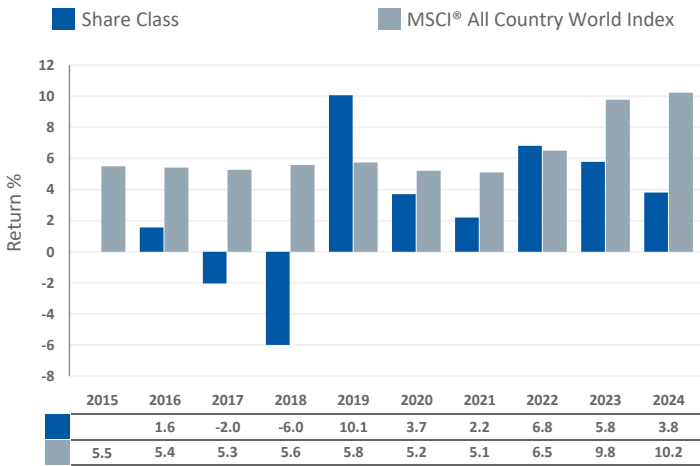
The charges you pay are used to pay the costs of running the Fund, including the costs of marketing and distributing it. These charges reduce the potential growth of your investment.

The entry and exit charges shown are the maximum that might be taken out of your money before it is invested / before the proceeds of your investment are paid out.

The ongoing charges figure is based on last year's expenses for the year ending 15 October 2024. The figure for ongoing charges excludes performance fees and portfolio transaction costs, except in the case of an entry/exit charge paid by the Fund when buying or selling units in another collective investment undertaking.

For more information about charges please see the charges sections of the Fund's Prospectus.

PAST PERFORMANCE



Past performance is no guide to future performance.

The past performance shown in the chart opposite takes into account all charges except entry charges.

The Share Class was launched on 01 July 2014.

Performance is calculated in the Share Class currency which is GBP.

Source: Aviva Investors/Morningstar as at 31 December 2024.

PRACTICAL INFORMATION

Depository - J.P. Morgan Europe Limited.

More practical information about the Fund and copies of the Prospectus and the latest annual and half yearly reports are available free of charge from Aviva Investors UK Fund Services Limited PO Box 10410, Chelmsford, CM99 2AY. These documents will be in English and cover the whole ICVC.

The latest published price of shares in the Fund and other information on the Fund, including how to buy and sell shares, is also available at [www.avivainvestors.co.uk](http://www.avivainvestors.co.uk).

Shares other than Class 5 are offered by the Fund, as set out in the Prospectus.

You may switch between funds in the Aviva Investors Investments Funds ICVC. Details on switching are provided in the Prospectus.

The Fund is subject to the tax laws and regulations of the United Kingdom. Depending on your own country of residence, this might have an impact on your investment.

The liabilities of the Fund are segregated and the assets of this Fund will not be used to pay debts of other funds.

Aviva Investors UK Fund Services Limited may be held liable solely on the basis of any statement contained in this document that is misleading, inaccurate or inconsistent with the relevant parts of the Prospectus for the Fund.

The details of the up-to-date remuneration policy of the Management Company, including the composition of its remuneration committee, a description of the key remuneration elements and an overview of how remuneration is determined, are available on the website [www.avivainvestors.com](http://www.avivainvestors.com). A paper copy of the remuneration policy can be made available upon request and free of charge at the Management Company's registered office.

The sub-fund launched on 01 July 2014, is authorised in the United Kingdom and regulated by The Financial Conduct Authority. Aviva Investors UK Fund Services Limited is authorised in the United Kingdom and regulated by The Financial Conduct Authority.

This document provides you with key investor information about this fund. It is not marketing material. The information is required by law to help you understand the nature and the risks of investing in this fund. You are advised to read it so you can make an informed decision about whether to invest.

## AXA Framlington Health Fund

Unit class : AXA Framlington Health Fund Z Accumulation GBP (ISIN: GB00B6WZJX05)

This Fund is managed by AXA Investment Managers UK Limited, part of the AXA IM Group

### Objectives and Investment Policy

#### Investment Objective

The aim of this Fund is to provide long-term capital growth over a period of 5 years or more.

#### Investment Policy

The Fund invests in shares of listed healthcare companies including producers of pharmaceuticals, biotechnology firms, medical device and instrument manufacturers, distributors of healthcare products, care providers and managers and other healthcare services companies, which the fund manager believes will provide above-average returns. The Fund invests in companies of any size which can be based anywhere in the world albeit the Fund tends to be biased towards the US, as this is where the majority of healthcare related companies are based. The fund manager selects shares based upon analysis of a company's financial status, quality of its management, expected profitability and prospects for growth.

The Fund may also invest in other transferable securities and units in collective investment schemes. The Fund may use derivatives for Efficient Portfolio Management.

The fund manager has full discretion to select investments for the Fund in line with the above investment policy and in doing so may take into consideration the MSCI World Healthcare Index Total Return Net. The MSCI World Healthcare Index Total Return Net is designed to measure the performance of large and mid-cap segments across a number of developed markets as selected by the index provider. This index best represents the types of companies in which the Fund predominantly invests.

This Fund is actively managed in reference to the MSCI World Healthcare Index Total Return Net, which may be used by investors to compare the Fund's performance.

#### Income

Income from investments in the Fund will be rolled up into the value of your unit if you hold accumulation units.

#### Fund Currency

The reference currency of the Fund is Sterling.

#### Investment Horizon

This Fund may not be suitable for investors who plan to withdraw their contribution within five years.

#### Processing of subscription and redemption orders


Your orders to buy, sell or transfer units in the Fund must be received by the Administrator by 12 noon on any working day, to receive that day's Fund price. Please note that if your order is placed by an intermediary or Financial Adviser they may require extra processing time.

The Net Asset Value of this Fund is calculated on a daily basis.

Minimum initial investment: £100,000

Minimum subsequent investment: £5,000

### Risk and Reward Profile



The risk category is calculated using historical performance data and may not be a reliable indicator of the Fund's future risk profile.

The risk category shown is not guaranteed and may shift over time

The lowest category does not mean risk free.

#### Why is this Fund in this category?

The capital of the Fund is not guaranteed. The Fund is invested in financial markets and uses techniques and instruments which may be subject to sudden and significant variation, which may result in substantial gains or losses.

#### Additional Risks (risks materially relevant to the fund which are not adequately captured by the indicator)

Counterparty Risk: failure by any counterparty to a transaction (e.g. derivatives and securities lending) with the Fund to meet its obligations may adversely affect the value of the Fund. The Fund may receive assets from the counterparty to protect against any such adverse effect but there is a risk that the value of such assets at the time of the failure would be insufficient to cover the loss to the Fund.

Single Sector Risk: as this Fund is invested in a single sector, the Fund's value will be more closely aligned with the performance of that sector and it may be subject to greater fluctuations in value than more diversified funds.

Currency Risk: the Fund holds investments denominated in currencies other than the base currency of the Fund. As a result, exchange rate movements may cause the value of investments (and any income received from them) to fall or rise affecting the Fund's value.

Further explanation of the risks associated with an investment in this Fund can be found in the prospectus.

## AXA Framlington Health Fund

### Charges

The charges you pay are used to pay the cost of running the fund, including the costs of marketing and distributing it. These charges reduce the potential growth of your investment.

#### One-off charges taken before or after you invest

Entry charge	none
Exit charge	none
This is the maximum that might be taken out of your money before it is invested.	

#### Charges taken from the fund over a year

Ongoing charges	0.82%
-----------------	-------

#### Charges taken from the fund under certain specific conditions

Performance fee	none
-----------------	------

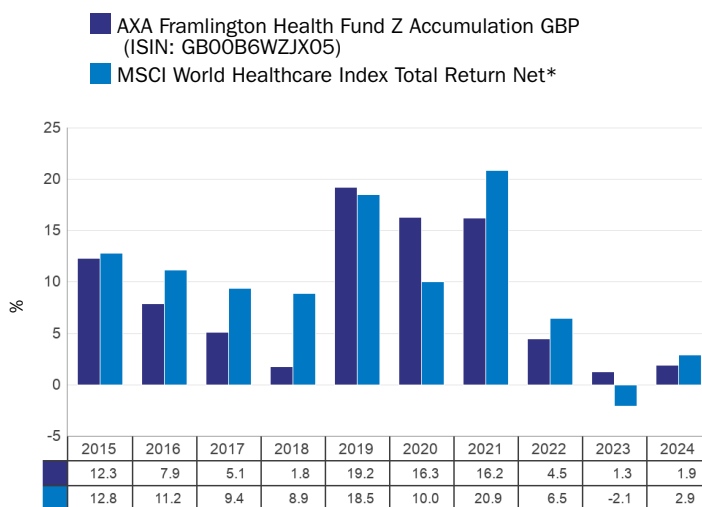
The entry and exit charges shown are maximum figures. In some cases, you might pay less - you can find this out from your Financial Adviser.

The ongoing charges figure is based on expenses for the previous twelve month period. This figure may vary from year to year. It excludes:

- Performance fees
- Portfolio transaction costs, except in the case of an entry/exit charge paid by the Fund when buying or selling units in another collective investment undertaking.

For more information about charges, please refer to AXA IM website: <https://www.axa-im.co.uk/important-information/fund-charges-and-costs> as well as the Fees and Expenses section of the prospectus which is available at <https://funds.axa-im.com>.

### Past performance



Past performance is not a reliable indicator of future results.

Past performance is shown after the deduction of ongoing charges. Any entry/exit fees are excluded from the calculation.

The Sub-Fund was launched on 27/02/1987 and the share class in 1987. Past performance has been calculated in Sterling and is expressed as a percentage change of the Fund's Net Asset Value at each year end.

\*Prior to 01/01/2013, the constraint benchmark was the 100% MSCI World Healthcare Total Return Net (NDWUHC).

As of 01/01/2013, the constraint benchmark of the Fund is the MSCI World Healthcare Index Total Return Net.

### Practical information

#### Trustee:

HSBC Bank Plc  
Registered Office  
8 Canada Square  
London, E14 5HQ

#### Further information:

More detailed information on this Fund, such as the prospectus as well as the latest annual and semi-annual report, can be obtained free of charge from the Fund's Management Company, the Administrator, the Fund's distributors, online at <https://funds.axa-im.com>, or by calling 0345 777 5511. These documents are available in English.

More unit classes are available for this Fund. For more details about other unit classes, please refer to the prospectus, which is available at <https://funds.axa-im.com>.

Details of the up to date remuneration policy of the Management Company are published online at <https://www.axa-im.com/important-information/remuneration-policy>. This includes the description of how remuneration and benefits are awarded for employees, and information on the remuneration committee. The Management Company provides a paper copy free of charge upon request.

A glossary of some of the terms used in this document can be found online at <https://retail.axa-im.co.uk/glossary>.

#### Net Asset Value Publication:

The Net Asset Value per unit is available at <https://www.axa-im.co.uk> and at the registered office of the Fund's Management Company.

#### Tax Legislation:

The Fund is subject to the tax laws and regulations of the United Kingdom. Depending on your own country of residence this might have an impact on your investments. For further details, you should consult a tax adviser.

#### Liability Statement:

AXA Investment Managers UK Limited may be held liable solely on the basis of any statement contained in this document that is misleading, inaccurate or inconsistent with the relevant parts of the prospectus for the Fund.

#### Switching between Funds:

Unitholders may apply for their units to be converted into units of another Fund, provided that the conditions for accessing the target units are fulfilled. Investment would be at the Net Asset Value of the target fund, calculated at the applicable Valuation Point following receipt of the conversion request. The redemption and subscription costs connected with the conversion may be charged to the shareholder as indicated in the prospectus.

For more details about how to switch Fund, please refer to the section in the Fund's prospectus entitled "Can I switch or convert units and what are the implications?", which is available at <https://funds.axa-im.com>.

# Key Investor Information

This document provides you with key investor information about this fund. It is not marketing material. The information is required by law to help you understand the nature and the risks of investing in this fund. You are advised to read it so you can make an informed decision about whether to invest.

## Fidelity Emerging Markets Fund

a sub-fund of Fidelity Investment Funds IX

Fidelity Emerging Markets Fund R Accumulation Shares  
(ISIN:GB00BMDNKR60)

This fund is managed by FIL Investment Services (UK) Limited

### Objectives and Investment Policy

**Objective:** The fund aims to increase the value of your investment over a period of 5 years or more.

**Investment Policy:** The fund will invest at least 70% in companies in countries experiencing higher levels of economic growth within Africa, the Indian sub-continent, Latin America, East and South East Asia, Central and Eastern Europe (including Russia) and the Middle East. This includes countries considered to be emerging markets as determined by the investment manager at its sole discretion. The companies will be either listed, incorporated, domiciled, or have significant business activities in the region. The remainder will be invested in companies outside of the region detailed above and in other investment types such as cash and derivatives.


Emerging markets are countries progressing toward becoming advanced, usually shown by some development in financial markets, the existence of some form of stock exchange and a regulatory body.

**Investment Process:** The fund is actively managed. The Investment Manager identifies suitable opportunities for the fund utilising in-house research and investment capabilities. The Investment Manager will, when selecting investments for the fund and for the purposes of monitoring risk, consider the MSCI Emerging Markets (Net Total Return) Index. The Investment Manager has a wide degree of freedom relative to the index and may take larger, or smaller, positions in companies, and/or may invest outside the index, to take advantage of investment opportunities. This means the fund's investments and therefore performance may vary significantly from the index.

**Derivatives and Techniques:** Derivatives are investments whose value is linked to another investment, or to the performance of a stock exchange or to some other variable factor, such as interest rates and used to reduce risk or transaction costs and/or to generate extra income or further increase the value of your investment.

**Additional information:** Income earned by the fund is paid into the fund and reflected by an increase in the value of each share. Shares can usually be bought and sold each business day of the fund. The fund's performance can be compared to the MSCI Emerging Markets (Net total return) Index.

### Risk and Reward Profile



Historical data may not be a reliable indication for the future.

The risk category shown is not guaranteed and may change over time.

The lowest category does not mean a "risk free" investment.

The risk and reward profile is classified by the level of historical fluctuation of the Net Asset Values of the share class, and within this classification, categories 1-2 indicate a low level of historical fluctuations, 3-5 a medium level and 6-7 a high level.

The value of your investment may fall as well as rise and you may get back less than you originally invested.

The fund may invest in instruments denominated in currencies other than the fund base currency. Changes in currency exchange rates can therefore affect the value of your investment.

This fund is categorised in risk class 6 because, in accordance with the investment policy, the value of the investments may fluctuate considerably. Consequently, both the expected return and the potential risk of loss may be high. Liquidity is a measure of how easily an investment can be converted into cash. Under certain market conditions assets may be more difficult to value or sell at a desired price. This could affect the fund's ability to meet redemptions in a timely manner. Emerging markets may be more volatile and it could be harder to sell or trade securities. There may be less supervision, regulation and less well-defined procedures than in more developed countries. Emerging markets can be sensitive to political instability, which can result in greater volatility and uncertainty, subjecting the fund to the risk of losses. In some emerging markets, such as Russia, the safekeeping provisions for securities benefit from less governed standards.

## Charges for this fund

The charges you pay are used to pay the costs of running the fund, including the costs of marketing and distributing it. These charges reduce the potential growth of your investment.

One-off charges taken before or after you invest	
Entry charge	0.00%
Exit charge	0.00%
The entry and exit charges shown are maximum figures. In some cases you might pay less - you can find this out from your financial adviser / distributor.	
Charges taken from the fund over a year	
Ongoing charges	0.69%
Charges taken from the fund under certain specific conditions	
Performance fee	N/A

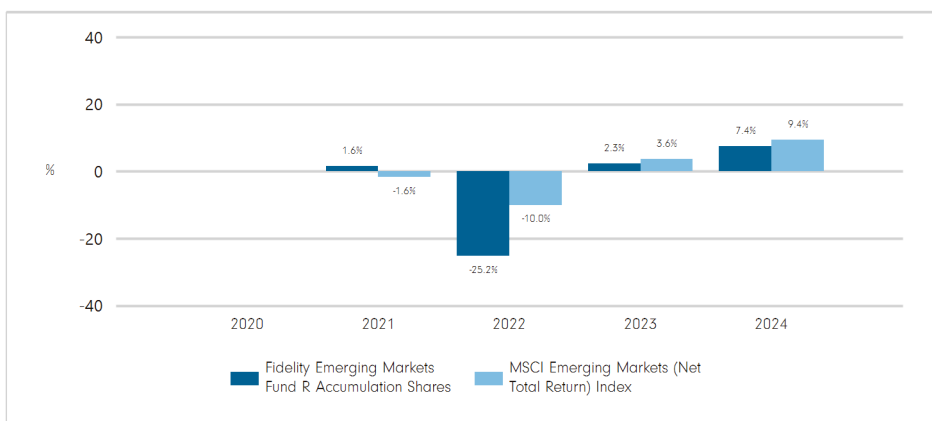
This is the maximum that might be taken out of your money before it is invested or before the proceeds of your investment are paid out.

The ongoing charges figure is based on expenses for the year ending 30/06/2024. This figure may vary from year to year. It excludes:

- performance fees (where applicable);
- portfolio transaction costs, except in the case of an entry/exit charge paid by the fund when buying or selling units in another collective investment undertaking.

For more information about charges, including the possibility that swing pricing may apply, please consult the most recent Prospectus.

## Past Performance



Past performance is not a guide to future performance results.

If any, the past performance shown takes into account the ongoing charges with exception of any applicable entry/exit charges.

The fund was launched on 28 July 1997. This class was launched on 13 May 2020.

Past performance has been calculated in GBP.

If applicable, events in the fund's life which may have affected the performance history are highlighted as an '\*\*' in the chart, which may include changes to the fund's objective and details of such events can be found on our website or by requesting it from your appointed representative or your usual Fidelity contact. If applicable, the Investment Objective section shall refer to a benchmark and information on previous benchmarks may be found in the Annual Report and Accounts. This Class was previously the Accumulation Class of the fund.

## Practical Information

**Depository:** JP Morgan Europe Limited.

This key information document describes a sub-fund of Fidelity Investment Funds IX (the "Fund"). The prospectus and periodic reports are prepared for the entire Fund.

For more information, please consult the prospectus and latest reports and accounts which may be obtained free of charge in English from FIL Investment Services (UK) Limited. These documents and details of the remuneration policy are available via [www.fidelityinternational.com](http://www.fidelityinternational.com).

The tax legislation in United Kingdom may have an impact on your personal tax position. For further details you should consult a tax advisor.

FIL Investment Services (UK) Limited may be held liable solely on the basis of any statement contained in this document that is misleading, inaccurate or inconsistent with the relevant parts of the prospectus of the fund.

The Net Asset Value of the fund is available at the registered office of FIL Investment Services (UK) Limited, and at [www.fidelityinternational.com](http://www.fidelityinternational.com).

The assets and liabilities of the fund are segregated by law from those of other sub-funds and there is no cross-liability among the sub-funds.

You may have the right to switch from this share class into the same or possibly other share class types of another sub-fund of the Fund. Details on switching rules may be found in the Prospectus.

This fund is authorised in United Kingdom and regulated by Financial Conduct Authority (FCA).

FIL Investment Services (UK) Limited is authorised in United Kingdom and regulated by Financial Conduct Authority (FCA).

This key investor information is accurate as at 03/01/2025.

## Key Investor Information

This document provides you with key investor information about this fund. It is not marketing material. The information is required by law to help you understand the nature and the risks of investing in this fund. You are advised to read it so you can make an informed decision about whether to invest.

### Fidelity Index Japan Fund

a sub-fund of Fidelity Investment Funds

Fidelity Index Japan Fund P Accumulation Shares  
(ISIN:GB00BHZK8872)

This fund is managed by FIL Investment Services (UK) Limited

### Objectives and Investment Policy

**Objective:** The fund aims to track the performance (before fees and expenses are applied) of the MSCI Japan (Net Total Return) Index, thereby seeking to increase the value of your investment over 5 years or more.

**Investment Policy:** The fund uses an index tracking (passive) investment approach whereby it aims to replicate the composition of the index. However, for practical reasons and/or to reduce the dealing costs of the fund, it may not invest in every company share in the index or at its weighting within the index.


**Investment Process :** As well as investing directly in company shares, the fund will achieve exposure indirectly using derivatives, for example at the time of cash inflows to remain fully invested or to reduce transaction costs. To manage the cash position, the fund may invest in other investment types such as liquidity funds (including those managed by Fidelity).

**Derivatives and Techniques:** Derivatives are investments whose value is linked to another investment, or to the performance of a stock exchange or to some other variable factor, such as interest rates and used to reduce risk or transaction costs and/or to generate extra income or further increase the value of your investment.

**Additional information:** Income earned by the fund is paid into the fund and reflected by an increase in the value of each share. Shares can usually be bought and sold each business day of the fund. The fund's performance can be compared to the MSCI Japan (Net total return) Index.

Funds that are indexed to an MSCI index are not sponsored, endorsed, or promoted by MSCI, and MSCI bears no liability with respect to any such funds or securities or any index on which the funds or securities are based. The Prospectus contains a more detailed description of the limited relationship MSCI has with Fidelity and any related funds.

### Risk and Reward Profile



Historical data may not be a reliable indication for the future.

The risk category shown is not guaranteed and may change over time.

The lowest category does not mean a "risk free" investment.

The risk and reward profile is classified by the level of historical fluctuation of the Net Asset Values of the share class, and within this classification, categories 1-2 indicate a low level of historical fluctuations, 3-5 a medium level and 6-7 a high level.

The value of your investment may fall as well as rise and you may get back less than you originally invested.

The fund may invest in instruments denominated in currencies other than the fund base currency. Changes in currency exchange rates can therefore affect the value of your investment.

This fund is categorised in risk class 6 because, in accordance with the investment policy, the value of the investments may fluctuate considerably. Consequently, both the expected return and the potential risk of loss may be high. Fidelity International's partial swing pricing policy can cause differences in the fund's performance versus the index. A fund's performance tracking may be affected if the times at which a fund and its benchmark index are priced are different. The fund is priced at midday UK time, and the index is priced when the relevant stock markets close. This can cause apparent differences in the fund's performance versus that of the index than if the fund and the index were priced at the same time.

## Charges for this fund

The charges you pay are used to pay the costs of running the fund, including the costs of marketing and distributing it. These charges reduce the potential growth of your investment.

One-off charges taken before or after you invest	
Entry charge	0.00%
Exit charge	0.00%
The entry and exit charges shown are maximum figures. In some cases you might pay less - you can find this out from your financial adviser / distributor.	
Charges taken from the fund over a year	
Ongoing charges	0.10%
Charges taken from the fund under certain specific conditions	
Performance fee	N/A

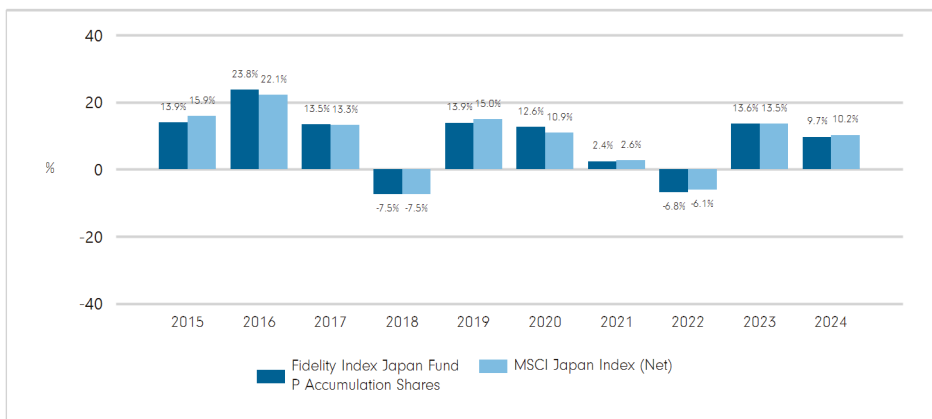
This is the maximum that might be taken out of your money before it is invested or before the proceeds of your investment are paid out.

The ongoing charges figure is based on expenses for the year ending 29/02/2024. This figure may vary from year to year. It excludes:

- performance fees (where applicable);
- portfolio transaction costs, except in the case of an entry/exit charge paid by the fund when buying or selling units in another collective investment undertaking.

For more information about charges, including the possibility that swing pricing may apply, please consult the most recent Prospectus.

## Past Performance



Past performance is not a guide to future performance results.

If any, the past performance shown takes into account the ongoing charges with exception of any applicable entry/exit charges.

The fund and the class were launched on 22 January 2014.

Past performance has been calculated in GBP.

If applicable, events in the fund's life which may have affected the performance history are highlighted as an '\*\*' in the chart, which may include changes to the fund's objective and details of such events can be found on our website or by requesting it from your appointed representative or your usual Fidelity contact. If applicable, the Objectives and Investment Policy section shall refer to a benchmark and information on previous benchmarks may be found in the annual report and accounts.

## Practical Information

**Depositary:** JP Morgan Europe Limited.

This key information document describes a sub-fund of Fidelity Investment Funds (the "Fund"). The prospectus and periodic reports are prepared for the entire Fund.

For more information, please consult the prospectus and latest reports and accounts which may be obtained free of charge in English from FIL Investment Services (UK) Limited. These documents and details of the remuneration policy are available via [www.fidelityinternational.com](http://www.fidelityinternational.com).

The tax legislation in United Kingdom may have an impact on your personal tax position. For further details you should consult a tax advisor.

FIL Investment Services (UK) Limited may be held liable solely on the basis of any statement contained in this document that is misleading, inaccurate or inconsistent with the relevant parts of the prospectus of the fund.

The Net Asset Value of the fund is available at the registered office of FIL Investment Services (UK) Limited, and at [www.fidelityinternational.com](http://www.fidelityinternational.com).

The assets and liabilities of the fund are segregated by law from those of other sub-funds and there is no cross-liability among the sub-funds.

You may have the right to switch from this share class into the same or possibly other share class types of another sub-fund of the Fund. Details on switching rules may be found in the Prospectus.

This fund is authorised in United Kingdom and regulated by Financial Conduct Authority (FCA).

FIL Investment Services (UK) Limited is authorised in United Kingdom and regulated by Financial Conduct Authority (FCA).

This key investor information is accurate as at 03/01/2025.

## Key Investor Information

This document provides you with key investor information about this fund. It is not marketing material. The information is required by law to help you understand the nature and the risks of investing in this fund. You are advised to read it so you can make an informed decision about whether to invest.

### Fidelity UK Smaller Companies Fund

a sub-fund of Fidelity Investment Funds

Fidelity UK Smaller Companies Fund W Accumulation Shares  
(ISIN:GB00B7VNMB18)

This fund is managed by FIL Investment Services (UK) Limited

#### Objectives and Investment Policy

**Objective:** The fund aims to increase the value of your investment over a period of 5 years or more.


**Investment Policy:** The fund will invest at least 60% in smaller sized UK companies (companies which form the smallest 10% of UK listed companies by market capitalisation). The companies will be either incorporated, domiciled, or have significant business activities in the region. The fund will invest in companies believed to be undervalued with recovery potential not fully recognised by the market. The fund may also invest a proportion of its assets in global companies listed in the UK. The remainder will be invested in companies outside the UK and in other investment types such as cash and derivatives. The fund may also use derivatives with the aim of achieving the investment objective.

**Investment Process:** The fund is managed without reference to a benchmark and has full discretion in its choices of investments within its objectives and policies.

**Derivatives and Techniques:** Derivatives are investments whose value is linked to another investment, or to the performance of a stock exchange or to some other variable factor, such as interest rates and used to reduce risk or transaction costs and/or to generate extra income or further increase the value of your investment.

**Additional information:** Income earned by the fund is paid into the fund and reflected by an increase in the value of each share. As the share class aims to generate an income some charges will be taken from the fund rather than the income generated by the fund. This means the amount payable as income may be increased and the potential to increase the value of your investment may be reduced. Shares can usually be bought and sold each business day of the fund. The fund's performance can be compared to the Numis UK Smaller Companies ex investment companies Index.

#### Risk and Reward Profile



Historical data may not be a reliable indication for the future.

The risk category shown is not guaranteed and may change over time.

The lowest category does not mean a "risk free" investment.

The risk and reward profile is classified by the level of historical fluctuation of the Net Asset Values of the share class, and within this classification, categories 1-2 indicate a low level of historical fluctuations, 3-5 a medium level and 6-7 a high level.

The value of your investment may fall as well as rise and you may get back less than you originally invested.

The fund may invest in instruments denominated in currencies other than the fund base currency. Changes in currency exchange rates can therefore affect the value of your investment.

This fund is categorised in risk class 6 because, in accordance with the investment policy, the value of the investments may fluctuate considerably. Consequently, both the expected return and the potential risk of loss may be high. The use of derivatives may result in "leverage" by which we mean a level of exposure which could expose the fund to the potential of greater gains or losses than would otherwise be the case. Liquidity is a measure of how easily an investment can be converted into cash. Under certain market conditions assets may be more difficult to value or sell at a desired price. This could affect the fund's ability to meet redemptions in a timely manner.

## Charges for this fund

The charges you pay are used to pay the costs of running the fund, including the costs of marketing and distributing it. These charges reduce the potential growth of your investment.

One-off charges taken before or after you invest	
Entry charge	0.00%
Exit charge	0.00%
The entry and exit charges shown are maximum figures. In some cases you might pay less - you can find this out from your financial adviser / distributor.	
Charges taken from the fund over a year	
Ongoing charges	0.93%
Charges taken from the fund under certain specific conditions	
Performance fee	N/A

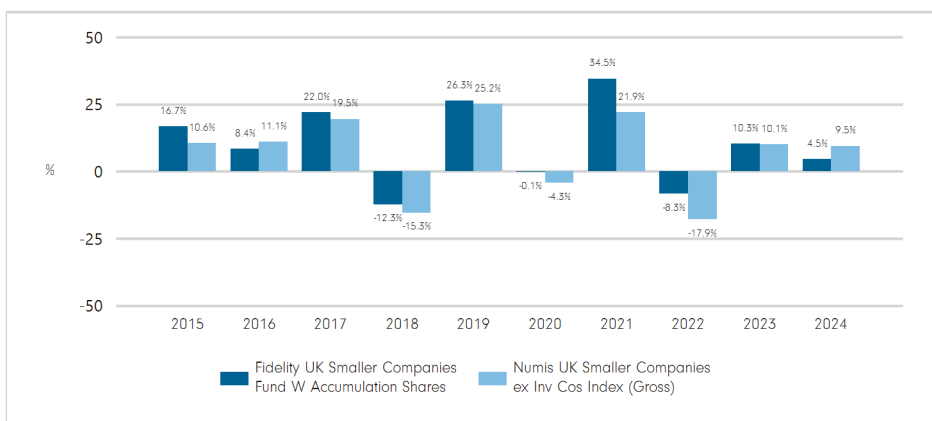
This is the maximum that might be taken out of your money before it is invested or before the proceeds of your investment are paid out.

The ongoing charges figure is based on expenses for the year ending 29/02/2024. This figure may vary from year to year. It excludes:

- performance fees (where applicable);
- portfolio transaction costs, except in the case of an entry/exit charge paid by the fund when buying or selling units in another collective investment undertaking.

For more information about charges, including the possibility that swing pricing may apply, please consult the most recent Prospectus.

## Past Performance



Past performance is not a guide to future performance results.

If any, the past performance shown takes into account the ongoing charges with exception of any applicable entry/exit charges.

The fund was launched on 10 February 2011. This class was launched on 15 October 2012.

Past performance has been calculated in GBP.

If applicable, events in the fund's life which may have affected the performance history are highlighted as an '\*\*' in the chart, which may include changes to the fund's objective and details of such events can be found on our website or by requesting it from your appointed representative or your usual Fidelity contact. If applicable, the Objectives and Investment Policy section shall refer to a benchmark and information on previous benchmarks may be found in the annual report and accounts.

## Practical Information

**Depositary:** JP Morgan Europe Limited.

This key information document describes a sub-fund of Fidelity Investment Funds (the "Fund"). The prospectus and periodic reports are prepared for the entire Fund.

For more information, please consult the prospectus and latest reports and accounts which may be obtained free of charge in English from FIL Investment Services (UK) Limited. These documents and details of the remuneration policy are available via [www.fidelityinternational.com](http://www.fidelityinternational.com).

The tax legislation in United Kingdom may have an impact on your personal tax position. For further details you should consult a tax advisor.

FIL Investment Services (UK) Limited may be held liable solely on the basis of any statement contained in this document that is misleading, inaccurate or inconsistent with the relevant parts of the prospectus of the fund.

The Net Asset Value of the fund is available at the registered office of FIL Investment Services (UK) Limited, and at [www.fidelityinternational.com](http://www.fidelityinternational.com).

The assets and liabilities of the fund are segregated by law from those of other sub-funds and there is no cross-liability among the sub-funds.

You may have the right to switch from this share class into the same or possibly other share class types of another sub-fund of the Fund. Details on switching rules may be found in the Prospectus.

This fund is authorised in United Kingdom and regulated by Financial Conduct Authority (FCA).

FIL Investment Services (UK) Limited is authorised in United Kingdom and regulated by Financial Conduct Authority (FCA).

This key investor information is accurate as at 03/01/2025.

## Key Investor Information

This document provides you with key investor information about this Fund. It is not marketing material. The information is required by law to help you understand the nature and the risks of investing in this Fund. You are advised to read it so you can make an informed decision about whether to invest.

# First Sentier Global Listed Infrastructure Fund Class B (Accumulation) GBP



a sub-fund of First Sentier Investors ICVC (the Company)

ISIN GB00B24HJL45

First Sentier Investors (UK) Funds Limited, the authorised corporate director of the Company

## Objectives and investment policy

**Objective:** The Fund aims to achieve an investment return from income and capital growth over the medium to long term (at least three years).

**Policy:** The Fund invests in shares of companies that are involved in infrastructure around the world and are listed on exchanges worldwide.

The infrastructure sector includes operating assets from the transport, utilities, energy and communications sectors.

The Fund does not invest directly in infrastructure assets.

The Fund may invest up to 10% in other funds.

The Fund will only use derivatives to reduce risk or to manage the Fund more efficiently in limited cases.

**Strategy:** The Fund's managers strategy is to invest in a globally diversified portfolio of listed infrastructure companies.

The Fund manager's investment strategy is founded on the principle of stewardship, allocating capital to what it believes are good quality companies with sound growth prospects and strong management teams.

It seeks to engage actively and constructively with company leaders on sustainability and other investment risks and opportunities.

**Benchmark:** The Fund's performance is compared against the value of the FTSE Global Core Infrastructure 50/50 Index.

The Fund's manager may use its discretion when deciding which investments should be held by the Fund.


The Fund is actively managed; investment of the Fund's assets is not constrained by the benchmark composition or sector requirements and the Fund's manager has discretion within the Fund's investment policy to invest in assets without regard to the benchmark.

**Recommendation:** This Fund may not be appropriate for investors who plan to withdraw their money within three years.

The Fund will not pay any income out; instead any income will be reflected in the value of your shares.

You can buy and sell shares in the Fund on any business day. As long as we receive your instruction before 12 noon (UK time), shares will be bought and sold at that day's price.

## Risk and reward profile



- The synthetic risk reward indicator (the SRRI) rating is not a measure of the risk of you losing the entire value of your investment but describes how much the value of the share class has gone up and down in the past. Where a share class has not yet launched, the SRRI is calculated using representative data.
- The SRRI rating is based on historical data which may not be a reliable indication of the future risks and rewards of the share class.
- We cannot guarantee that the rating of the share class will remain the same; it may change over time.
- Even the lowest rating 1 does not mean a risk free investment.
- On a scale of 1 (less risky) to 7 (more risky), this share class has a rating of 6 due to its past performance (or representative data) and the nature of its investments.
- Categories 1-2 indicate a low level of historical fluctuations, 3-5 a medium level, and 6-7 a high level.

- Risk is taken in order to make a higher potential return; the more risk a fund takes, the higher the potential return but the greater the risk of loss.
- The value of the Fund and its return is not guaranteed and may fall as well as rise. You may get back significantly less than you originally invested. Material risks not adequately captured by the SRRI:
- **Emerging market risk:** Emerging markets tend to be more sensitive to economic and political conditions than developed markets. Other factors include greater liquidity risk, restrictions on investment or transfer of assets, failed/delayed settlement and difficulties valuing securities.
- **Single sector risk:** investing in a single economic sector may be riskier than investing in a number of different sectors. Investing in a larger number of sectors helps to spread risk.
- **Currency risk:** the Fund invests in assets which are denominated in other currencies; changes in exchange rates will affect the value of the Fund and could create losses. Currency control decisions made by governments could affect the value of the Fund's investments and could cause the Fund to defer or suspend redemptions of its shares.
- **Listed infrastructure risk:** the Fund may be vulnerable to factors that particularly affect the infrastructure sector, for example natural disasters, operational disruption and national and local environmental laws. For further information on risks, please refer to the Risk Factors section in the Company's prospectus.

## Charges for this Fund

The charges are used to pay the costs of running the Fund, including the costs of marketing and distributing it. These charges reduce the potential growth of your investment.

### One-off charges taken before or after you invest

Entry charge	4.00%
Exit charge	N/A

This is the maximum that might be taken out of your money before it is invested.

### Charges taken from the fund over a year

Ongoing charge	0.80%
----------------	-------

### Charges taken from the fund under certain specific conditions

Performance fee	N/A
-----------------	-----

The entry and exit charges shown are the maximum you will need to pay. In some cases you might pay less - you can find out the actual entry and exit charges from your financial adviser.

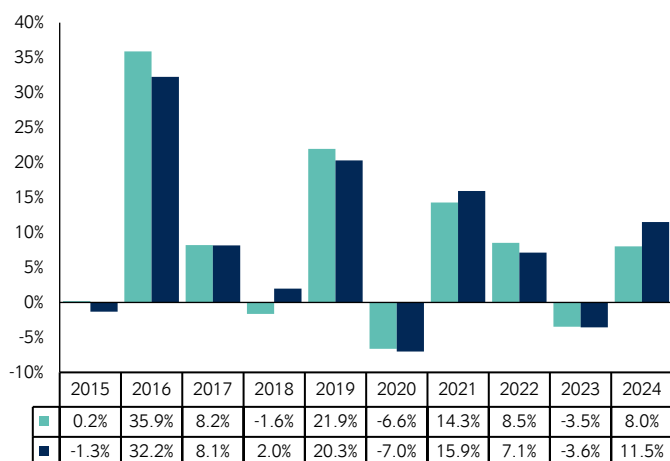
The ongoing charge is based on expenses for the year ending July 2024. It may vary from year to year. It excludes portfolio transaction costs which are paid from assets of the Fund and performance fees, if any.

There are fees for switching between sub-funds. The fee for switching into the Fund is 0.5%.

The fees and expenses are charged against the capital of the Fund. Deducting expenses from capital reduces the potential for capital growth.

Further information can be found in the Buying, Selling and Switching Shares section of the Company's prospectus.

## Past performance



■ First Sentier Global Listed Infrastructure Fund Class B (Accumulation) GBP

■ FTSE Global Core Infrastructure 50/50 Net Index (GBP)

Past performance is not a reliable guide to future performance. The past performance shown here includes fees, any reinvested income and tax.

The Fund launched on 08 October 2007.

The Share Class launched on 08 October 2007. The past performance of the Share Class is calculated in GBP.

The past performance of the benchmark is calculated in GBP

The Fund's performance comparison to the Investment Association Sector can be found in the Company's prospectus.

## Practical information

**Depository:** Northern Trust Investor Services Limited

**Further information:** The Fund forms part of the First Sentier Investors ICVC (the Company). The prospectus, annual and semi-annual reports of the Company as a whole are available free of charge on [firstsentierinvestors.com](https://firstsentierinvestors.com) or by contacting First Sentier Investors, PO Box 404, Darlington, DL1 9UZ. All documents are available in English.

**Other practical information:** The Fund's share price and other information about the Fund is available at [firstsentierinvestors.com](https://firstsentierinvestors.com). The prospectus, annual and semi-annual reports contain information about all of the sub-funds and share classes of the Company.

**Tax legislation:** The Fund is subject to UK tax laws. This may have an impact on your personal tax position. For further details, please speak to your tax adviser.

**Liability statement:** First Sentier Investors (UK) Funds Limited (as management company) may be held liable solely on the basis of any statement contained in this document that is misleading, inaccurate or inconsistent with the relevant parts of the prospectus for the Company.

**Fund information:** Each sub-fund of the Company is responsible for meeting its own debts. The sub-funds are segregated by law. This means that investments of the Fund cannot be used to pay the debts of the other sub-funds.

You can exchange shares in the Fund for shares in another sub-fund, which is called switching. There may be a charge for switching, as indicated above in 'Charges for this Fund'.

**Remuneration:** Information on the current remuneration policy of First Sentier Investors (UK) Funds Limited, including a description of how remuneration and benefits are calculated and the identity of persons responsible for awarding the remuneration and benefits, is available at [firstsentierinvestors.com](https://firstsentierinvestors.com). A paper copy of this information is available free of charge upon request from First Sentier Investors, PO Box 404, Darlington, DL1 9UZ.

**Sustainability Disclosure Regime:** This product does not have a UK sustainability investment label as it does not have an objective to improve or pursue specific positive environmental or social outcomes through the assets it invests in or its investment activities.

# Key Investor Information

This document provides you with key investor information about this fund. It is not marketing material. The information is required by law to help you understand the nature and the risks of investing in this fund. You are advised to read it so you can make an informed decision about whether to invest.

## I Class Shares in Fundsmith Equity Fund

Accumulation Shares (ISIN: GB00B41YBW71)

Income Shares (ISIN: GB00B4MR8G82)

The fund is managed by Fundsmith LLP

### Objectives and investment policy

The fund’s objective is to achieve long-term (over 5 years) growth in value, investing in shares of companies on a global basis. The fund’s approach is to be a long-term investor in its chosen stocks and it will not adopt short-term trading strategies. The fund aims to invest in businesses:

- that can sustain a high return on operating capital employed;
- whose advantages are difficult to replicate;
- which do not require significant borrowing to generate returns;
- with a high degree of certainty of growth from reinvestment of their cash flows at high rates of return;
- that are resilient to change, particularly technological innovation;
- whose valuation is considered to be attractive.


The fund will not invest in other funds, property or derivatives nor hedge any currency exposure. The fund will not borrow money, except in unusual circumstances. The fund is actively managed meaning that the fund manager uses their expertise to select investments to achieve the fund’s objective. The fund does not track and is not managed by reference to any particular benchmark. The fund does not have any specific geographical or sector focus.

An investor, or prospective investor, may buy or sell their shares on demand each business day in the UK. Instructions to buy or sell received before noon will be implemented that day; instructions received after noon or on a non-business day will be implemented at noon on the next business day.

For the Accumulation Shares, the dividends are reinvested in the fund. For the Income Shares, the dividends are paid out to you from the fund.

**Recommendation:** This fund invests for the long-term (over 5 years) and may not be appropriate for investors who plan to withdraw their money within 5 years.

### Risk and reward profile



The risk category reflects the significance of the fund’s share price fluctuations based on historical data. Historical data may not be a reliable indication of the future risk profile of the fund. The risk category of the fund is not guaranteed and may change over time. Further, the lowest category of risk does not mean risk free. Your initial investment is not guaranteed.

Generally, the higher the risk category, the greater the potential for higher returns but also the higher the risk of losing money. This fund is ranked at 5 because funds of this type have experienced medium to high rises and falls in value in the past. The underlying investments are, however, in large companies with shares that are, in most cases, highly liquid.

There are a number of other risks that are not covered by the indicator above. A full description is contained in the prospectus under the heading “Risk Factors”. The most material are:

**Currency risk:** The fund’s portfolio is a global share portfolio and many of the investments are not denominated in Sterling. There is no currency hedging in place and the price of shares in the fund may therefore rise or fall purely on account of exchange rate movements.

**Concentration risk:** The investment criteria adopted by the fund significantly limits the number of potential investments. The fund generally holds 20 to 30 stocks and so it is more concentrated than many other funds. This means that the performance of a single stock within the portfolio has a greater effect on the price of the shares of the fund.

**Operational risk:** Failures or delays in operational processes may negatively affect the fund. There is a risk that any company responsible for the safekeeping of the assets of the fund may fail to do so properly or may become insolvent, which could cause loss to the fund.

# Key Investor Information

I Class Shares in Fundsmith Equity Fund

# Fundsmith Equity Fund

## Charges

The charges you pay are used to pay the costs of running the fund, including the costs of marketing and distributing it. These charges reduce the potential growth of your investment.

The charges for the fund are shown below. The ongoing charges figure is based on the fund's expenses for the year ended 31 December 2024. This includes all costs borne by the fund except for portfolio transaction costs but, because the portfolio turnover is relatively low, these charges should equally be low.

The ongoing charges are used to pay the costs of running the fund, including the fee payable to Fundsmith LLP, which is 0.90% per annum, and certain other costs including marketing and distributing the fund. These ongoing charges reduce the potential growth of the investment. The overall ongoing charges may vary from year to year.

### One-off charges taken before or after you invest:

Entry charge	0.00%
Exit charge	0.00%

These are the maximum charges that we might take out of your money before it is invested and before we pay out the sale proceeds of your investment. In some cases, you might pay less and you should speak to your financial adviser about this.

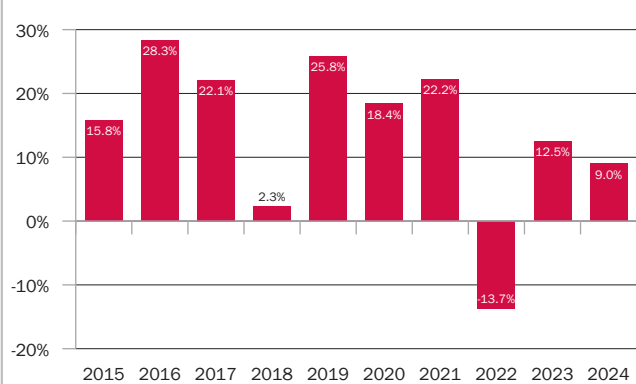
### Charges taken from the Fund over a year:

Ongoing charges	0.94%
-----------------	-------

### Charges taken from the Fund under specific conditions:

Performance fee	NONE
-----------------	------

## Past performance



You should be aware that past performance is not a guide to future performance.

Fund launch date: 19/10/2010  
Share class launch date: 01/11/2010  
Performance is calculated in: GBP

This performance is calculated based on the net asset value per class (which includes all charges) and assuming the income has been re-invested in the fund.

## Practical information

Further information on the fund is available from the website – **www.fundsmith.co.uk**. You can also obtain it by calling us on **0330 1231 815** or by writing to **Fundsmith LLP, PO Box 10846, Chelmsford, Essex CM99 2BW**.

This includes the Supplementary Information Document, the Prospectus, the latest price of shares of the fund, and the latest annual or semi-annual reports as and when they are published. These documents are available free of charge and in English.

This Key Investor Information Document describes the GBP I Class shares. The equivalent document for other share classes is available from the website and address above.

The depositary of the fund is **State Street Trustees Limited**. Details of Fundsmith LLP's up to date remuneration policy are available

from the website - **www.fundsmith.co.uk** and include a description of how remuneration and benefits are calculated and the identities of the persons responsible for awarding remuneration and benefits. A paper copy of this information will be made available free of charge on request.

The tax legislation of the United Kingdom may have an impact on the personal tax position of the investor.

We are required, under Money Laundering regulations, to confirm your identity. In the majority of cases, we do this electronically, but we may require additional documents from you if we cannot do this.

Fundsmith LLP may be held liable solely on the basis of any statement contained in this document that is misleading, inaccurate or inconsistent with the relevant parts of the prospectus for the fund.

## Key Investor Information

This document provides you with key investor information about this Fund. It is not marketing material. The information is required by law to help you understand the nature and the risks of investing in this Fund. You are advised to read it so you can make an informed decision about whether to invest.

# American Index Fund

a sub-fund of HSBC Index Tracker Investment Funds, (the "OEIC");  
managed by HSBC Asset Management (Fund Services UK) Limited

Class: Accumulation C  
ISIN: GB00B80QG615

**Explanations of terms shown within the objectives and policy in bold, can be found within the glossary on the HSBC Global Asset Management (UK) Limited website: <http://www.assetmanagement.hsbc.com>.**

## Objectives and Investment Policy

- The Fund aims to track the performance of the S&P 500 Index (the "Index") before the deduction of charges and tax.
- The Index is made up of the 500 largest stock market listed companies in the United States of America, as defined by the Index provider.
- The Fund will invest directly in shares (**equities**) of all of the companies that make up the Index and in the same or very similar proportions in which they are included in the Index.
- However, there may be circumstances when it is not possible or practical for the Fund to invest in shares of all the companies of the Index. The Fund may not invest in all the companies of the Index to manage transaction costs or to reflect market conditions, regulations or HSBC's banned weapons policy.
- The Fund may hold cash and other funds, including funds managed by the **HSBC Group**, to manage day-to-day cash flow requirements.
- The anticipated **tracking error** for the Fund is expected to be up to 0.10%.

### Use of derivatives

- The Fund may invest in different types of **derivatives** for **efficient portfolio management**, including **hedging**. In particular the Fund may use **derivatives** to help it manage cash flows and dividend payments with the aim of generating **returns** that are consistent with the Index. The use of **derivatives** will be consistent with the risk profile of the Fund.
- The Fund may enter into securities lending transactions for up to 29% of its assets. However, this is not expected to exceed 25%.
- Income is reinvested.
- You may sell your investment on any business day by contacting the administrator before the dealing deadline at 12pm.
- Recommendation: this Fund may not be appropriate for investors who plan to withdraw their money within a period of 5 years.

## Risk and Reward Profile



The risk and reward indicator is based on historical data and may not be a reliable indication of the future risk profile of the Fund.

The risk and reward category shown is not guaranteed to remain unchanged and may shift over time. The lowest category does not mean a risk-free investment.

### Why is this Fund in this specific category?

This Fund is classified in category 5 because its price or simulated data has shown medium to high fluctuations historically.

### Material risks not fully captured by the Risk and Reward Indicator:

- **Counterparty Risk** The possibility that the counterparty to a transaction may be unwilling or unable to meet its obligations.
- **Derivatives Risk** Derivatives can behave unexpectedly. The pricing and volatility of many derivatives may diverge from strictly

reflecting the pricing or volatility of their underlying reference(s), instrument or asset.

- **Exchange Rate Risk** Changes in currency exchange rates could reduce or increase investment gains or investment losses, in some cases significantly.
- **Index Tracking Risk** To the extent that the Fund seeks to replicate index performance by holding individual securities, there is no guarantee that its composition or performance will exactly match that of the target index at any given time ("tracking error").
- **Investment Leverage Risk** Investment Leverage occurs when the economic exposure is greater than the amount invested, such as when derivatives are used. A Fund that employs leverage may experience greater gains and/or losses due to the amplification effect from a movement in the price of the reference source.
- **Liquidity Risk** Liquidity is a measure of how easily the Fund's holdings can be quickly converted to cash. The value of the Fund's holdings may be significantly impacted by liquidity risk during adverse market conditions.
- **Operational Risk** Operational errors may affect transactions, valuation, accounting, financial reporting and other processes relating to the Fund.

Charges

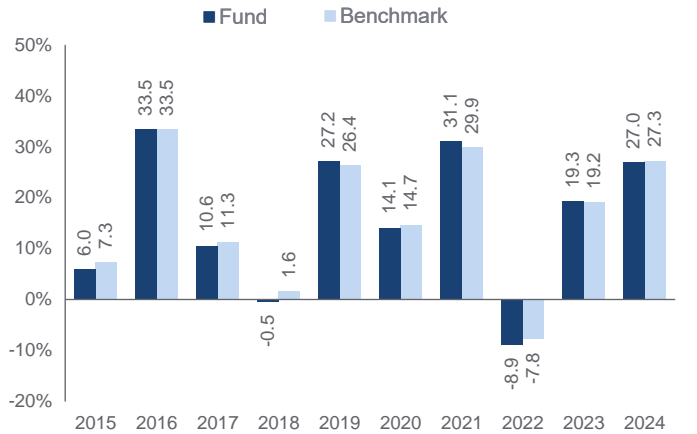
The charges you pay are used to pay the running costs of the Fund, including the marketing and distribution costs. These charges reduce the potential growth of the investment.

<b>One-off charges taken before or after you invest</b>	
Entry charge	0.00%
Exit charge	0.00%
This is the maximum that might be taken out of your money before it is invested or before the proceeds of your investment are paid out.	
<b>Charges taken from the Fund over a year</b>	
Ongoing charge	0.06%
<b>Charges taken from the Fund under certain specific conditions</b>	
Performance fee	None

- The entry and exit charges shown are the maximum that may be charged. In some cases you may pay less. You can obtain the actual charges from your financial adviser.
- A conversion charge may be payable.
- The ongoing charges figure is based on last year's expenses for the year ending 15/11/2024. Charges may vary from year to year.

Further information on Charges can be found in the "Fees and Expenses" section of the Fund's Prospectus.

Past Performance



- Past performance is not a guide to future performance; the value of your investment and any income from it can go down as well as up.
- Performance returns are based on the net asset value with distributable income reinvested. Past performance takes account of all ongoing charges but not entry, exit or conversion charges.
- The past performance of this share class is calculated in GBP.
- The performance of the Fund is shown against the performance of the S&P 500 Index.
- The Fund was launched on 31 October 1988.

Practical Information

**Depository**  
State Street Trustees Limited.

**Further information**  
Further information about the OEIC including the latest Prospectus, latest published prices of shares, annual report and half yearly report may be obtained free of charge, in English, from the Administrator, HSBC Asset Management (Fund Services UK) Limited, Sunderland SR43 4BF or by visiting [www.assetmanagement.hsbc.com](http://www.assetmanagement.hsbc.com). The most recent Prospectus is available in English. This document describes a single share class of the OEIC. The Prospectus, annual and half yearly reports are prepared for the entire OEIC.

**Share classes**  
Other share classes are available, as detailed in the Prospectus. It is possible to convert your shares into a different share class or switch your shares into a different Fund within the OEIC. Details of how to do this are in the Prospectus (please note an initial charge may apply).

**Remuneration Policy**  
The Remuneration Policy of the Authorised Corporate Director, which describes the remuneration practices and governance arrangements for UCITS and AIFMD Authorised entities, is available at [www.assetmanagement.hsbc.com](http://www.assetmanagement.hsbc.com) (please select "About Us" then "Our Governance" then "Remuneration Practices and Governance Arrangements for UCITS and AIFMD Authorised Entities") or on request free of charge from the Administrator.

**Tax**  
UK tax legislation may have an impact on your personal position.

**Management Company**  
HSBC Asset Management (Fund Services UK) Limited, the Authorised Corporate Director, may be held liable solely on the basis of any statement contained in this document that is misleading, inaccurate or inconsistent with the relevant parts of the Prospectus for the OEIC.

**Segregated liability**  
The OEIC is an umbrella investment company with segregated liability between Funds. This means that the holdings of one Fund are kept separate from the holdings of the other Funds and your investment in the Fund cannot be used to pay the liabilities of any other Fund.

## Key Investor Information

This document provides you with key investor information about this Fund. It is not marketing material. The information is required by law to help you understand the nature and the risks of investing in this Fund. You are advised to read it so you can make an informed decision about whether to invest.

# European Index Fund

a sub-fund of HSBC Index Tracker Investment Funds, (the "OEIC");  
managed by HSBC Asset Management (Fund Services UK) Limited

Class: Accumulation C  
ISIN: GB00B80QGH28

**Explanations of terms shown within the objectives and policy in bold, can be found within the glossary on the HSBC Global Asset Management (UK) Limited website: <http://www.assetmanagement.hsbc.com>.**


## Objectives and Investment Policy

- The Fund aims to track the performance of the FTSE Developed Europe excluding UK Index (the "Index") before the deduction of charges and tax.
- The Index is made up of large and medium sized companies covering developed markets in Europe excluding the UK.
- The Fund will invest directly in shares (**equities**) of all of the companies that make up the Index and in the same or very similar proportions in which they are included in the Index.
- However, there may be circumstances when it is not possible or practical for the Fund to invest in shares of all the companies of the Index. The Fund may not invest in all the companies of the Index to manage transaction costs or to reflect market conditions, regulations or HSBC's banned weapons policy.
- The Fund may hold cash and other funds, including funds managed by the **HSBC Group**, to manage day-to-day cash flow requirements.
- The anticipated **tracking error** for the Fund is expected to be up to 0.10%.

### Use of derivatives

- The Fund may invest in different types of **derivatives** for **efficient portfolio management**, including **hedging**. In particular the Fund may use **derivatives** to help it manage cash flows and dividend payments with the aim of generating **returns** that are consistent with the Index. The use of **derivatives** will be consistent with the risk profile of the Fund.
- The Fund may enter into securities lending transactions for up to 29% of its assets. However, this is not expected to exceed 25%.
- Income is reinvested.
- You may sell your investment on any business day by contacting the administrator before the dealing deadline at 12pm.
- Recommendation: this Fund may not be appropriate for investors who plan to withdraw their money within a period of 5 years.

## Risk and Reward Profile



The risk and reward indicator is based on historical data and may not be a reliable indication of the future risk profile of the Fund.

The risk and reward category shown is not guaranteed to remain unchanged and may shift over time. The lowest category does not mean a risk-free investment.

### Why is this Fund in this specific category?

This Fund is classified in category 6 because its price or simulated data has shown high fluctuations historically.

### Material risks not fully captured by the Risk and Reward Indicator:

- Counterparty Risk** The possibility that the counterparty to a transaction may be unwilling or unable to meet its obligations.
- Derivatives Risk** Derivatives can behave unexpectedly. The pricing and volatility of many derivatives may diverge from strictly

reflecting the pricing or volatility of their underlying reference(s), instrument or asset.

- Exchange Rate Risk** Changes in currency exchange rates could reduce or increase investment gains or investment losses, in some cases significantly.
- Index Tracking Risk** To the extent that the Fund seeks to replicate index performance by holding individual securities, there is no guarantee that its composition or performance will exactly match that of the target index at any given time ("tracking error").
- Investment Leverage Risk** Investment Leverage occurs when the economic exposure is greater than the amount invested, such as when derivatives are used. A Fund that employs leverage may experience greater gains and/or losses due to the amplification effect from a movement in the price of the reference source.
- Liquidity Risk** Liquidity is a measure of how easily the Fund's holdings can be quickly converted to cash. The value of the Fund's holdings may be significantly impacted by liquidity risk during adverse market conditions.
- Operational Risk** Operational errors may affect transactions, valuation, accounting, financial reporting and other processes relating to the Fund.

Charges

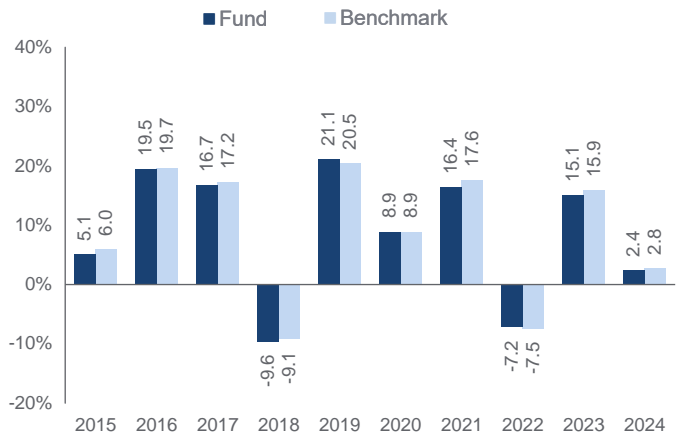
The charges you pay are used to pay the running costs of the Fund, including the marketing and distribution costs. These charges reduce the potential growth of the investment.

<b>One-off charges taken before or after you invest</b>	
Entry charge	0.00%
Exit charge	0.00%
This is the maximum that might be taken out of your money before it is invested or before the proceeds of your investment are paid out.	
<b>Charges taken from the Fund over a year</b>	
Ongoing charge	0.07%
<b>Charges taken from the Fund under certain specific conditions</b>	
Performance fee	None

- The entry and exit charges shown are the maximum that may be charged. In some cases you may pay less. You can obtain the actual charges from your financial adviser.
- A conversion charge may be payable.
- The ongoing charges figure is based on last year's expenses for the year ending 15/11/2024. Charges may vary from year to year.

Further information on Charges can be found in the "Fees and Expenses" section of the Fund's Prospectus.

Past Performance



- Past performance is not a guide to future performance; the value of your investment and any income from it can go down as well as up.
- Performance returns are based on the net asset value with distributable income reinvested. Past performance takes account of all ongoing charges but not entry, exit or conversion charges.
- The past performance of this share class is calculated in GBP.
- The performance of the Fund is shown against the performance of the FTSE Developed Europe ex UK Index.
- Historically the benchmark has been: FTSE All World Developed Europe ex UK Gross from launch until 28/02/2013.
- The Fund was launched on 14 January 1989.

Practical Information

**Depository**  
State Street Trustees Limited.

**Further information**  
Further information about the OEIC including the latest Prospectus, latest published prices of shares, annual report and half yearly report may be obtained free of charge, in English, from the Administrator, HSBC Asset Management (Fund Services UK) Limited, Sunderland SR43 4BF or by visiting [www.assetmanagement.hsbc.com](http://www.assetmanagement.hsbc.com). The most recent Prospectus is available in English. This document describes a single share class of the OEIC. The Prospectus, annual and half yearly reports are prepared for the entire OEIC.

**Share classes**  
Other share classes are available, as detailed in the Prospectus. It is possible to convert your shares into a different share class or switch your shares into a different Fund within the OEIC. Details of how to do this are in the Prospectus (please note an initial charge may apply).

**Remuneration Policy**  
The Remuneration Policy of the Authorised Corporate Director, which describes the remuneration practices and governance arrangements for UCITS and AIFMD Authorised entities, is available at [www.assetmanagement.hsbc.com](http://www.assetmanagement.hsbc.com) (please select "About Us" then "Our Governance" then "Remuneration Practices and Governance Arrangements for UCITS and AIFMD Authorised Entities") or on request free of charge from the Administrator.

**Tax**  
UK tax legislation may have an impact on your personal position.

**Management Company**  
HSBC Asset Management (Fund Services UK) Limited, the Authorised Corporate Director, may be held liable solely on the basis of any statement contained in this document that is misleading, inaccurate or inconsistent with the relevant parts of the Prospectus for the OEIC.

**Segregated liability**  
The OEIC is an umbrella investment company with segregated liability between Funds. This means that the holdings of one Fund are kept separate from the holdings of the other Funds and your investment in the Fund cannot be used to pay the liabilities of any other Fund.

## Key Investor Information

This document provides you with key investor information about this Fund. It is not marketing material. The information is required by law to help you understand the nature and the risks of investing in this Fund. You are advised to read it so you can make an informed decision about whether to invest.

# FTSE 100 Index Fund

a sub-fund of HSBC Index Tracker Investment Funds, (the "OEIC");  
managed by HSBC Asset Management (Fund Services UK) Limited

Class: Accumulation S  
ISIN: GB00BF0GX030

**Explanations of terms shown within the objectives and policy in bold, can be found within the glossary on the HSBC Global Asset Management (UK) Limited website: <http://www.assetmanagement.hsbc.com>.**


## Objectives and Investment Policy

- The Fund aims to track the performance of the FTSE 100 Index (the "Index") before the deduction of charges and tax.
- The Index is made up of the largest stock market listed companies in the United Kingdom, as defined by the Index provider.
- The Fund will invest directly in shares (**equities**) of all of the companies that make up the Index and in the same or very similar proportions in which they are included in the Index.
- However, there may be circumstances when it is not possible or practical for the Fund to invest in shares of all the companies of the Index. The Fund may not invest in all the companies of the Index to manage transaction costs or to reflect market conditions, regulations or HSBC's banned weapons policy.
- The Fund may hold cash and other funds, including funds managed by the **HSBC Group**, to manage day-to-day cash flow requirements.
- The anticipated **tracking error** for the Fund is expected to be up to 0.10%.

### Use of derivatives

- The Fund may invest in different types of **derivatives** for **efficient portfolio management**, including **hedging**. In particular the Fund may use **derivatives** to help it manage cash flows and dividend payments with the aim of generating **returns** that are consistent with the Index. The use of **derivatives** will be consistent with the risk profile of the Fund.
- The Fund may enter into securities lending transactions for up to 29% of its assets. However, this is not expected to exceed 25%.
- Income is reinvested.
- You may sell your investment on any business day by contacting the administrator before the dealing deadline at 12pm.
- Recommendation: this Fund may not be appropriate for investors who plan to withdraw their money within a period of 5 years.

## Risk and Reward Profile



The risk and reward indicator is based on historical data and may not be a reliable indication of the future risk profile of the Fund.

The risk and reward category shown is not guaranteed to remain unchanged and may shift over time. The lowest category does not mean a risk-free investment.

### Why is this Fund in this specific category?

This Fund is classified in category 6 because its price or simulated data has shown high fluctuations historically.

### Material risks not fully captured by the Risk and Reward Indicator:

- Counterparty Risk** The possibility that the counterparty to a transaction may be unwilling or unable to meet its obligations.
- Derivatives Risk** Derivatives can behave unexpectedly. The pricing and volatility of many derivatives may diverge from strictly

reflecting the pricing or volatility of their underlying reference(s), instrument or asset.

- Exchange Rate Risk** Changes in currency exchange rates could reduce or increase investment gains or investment losses, in some cases significantly.
- Index Tracking Risk** To the extent that the Fund seeks to replicate index performance by holding individual securities, there is no guarantee that its composition or performance will exactly match that of the target index at any given time ("tracking error").
- Investment Leverage Risk** Investment Leverage occurs when the economic exposure is greater than the amount invested, such as when derivatives are used. A Fund that employs leverage may experience greater gains and/or losses due to the amplification effect from a movement in the price of the reference source.
- Liquidity Risk** Liquidity is a measure of how easily the Fund's holdings can be quickly converted to cash. The value of the Fund's holdings may be significantly impacted by liquidity risk during adverse market conditions.
- Operational Risk** Operational errors may affect transactions, valuation, accounting, financial reporting and other processes relating to the Fund.

Charges

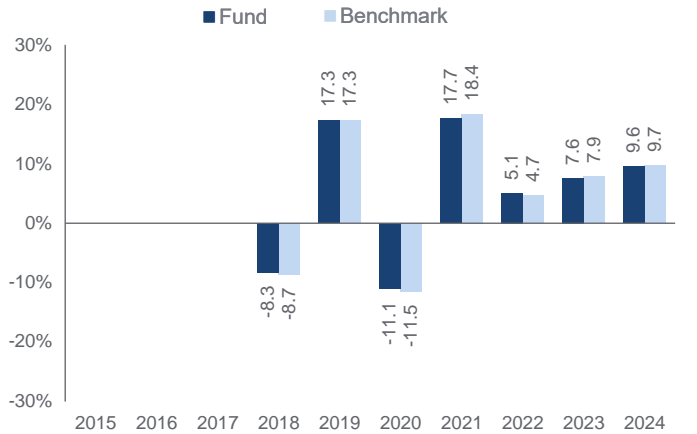
The charges you pay are used to pay the running costs of the Fund, including the marketing and distribution costs. These charges reduce the potential growth of the investment.

<b>One-off charges taken before or after you invest</b>	
Entry charge	0.00%
Exit charge	0.00%
This is the maximum that might be taken out of your money before it is invested or before the proceeds of your investment are paid out.	
<b>Charges taken from the Fund over a year</b>	
Ongoing charge	0.07%
<b>Charges taken from the Fund under certain specific conditions</b>	
Performance fee	None

- The entry and exit charges shown are the maximum that may be charged. In some cases you may pay less. You can obtain the actual charges from your financial adviser.
- A conversion charge may be payable.
- The ongoing charges figure is based on last year's expenses for the year ending 15/11/2024. Charges may vary from year to year.

Further information on Charges can be found in the "Fees and Expenses" section of the Fund's Prospectus.

Past Performance



- Past performance is not a guide to future performance; the value of your investment and any income from it can go down as well as up.
- Performance returns are based on the net asset value with distributable income reinvested. Past performance takes account of all ongoing charges but not entry, exit or conversion charges.
- The past performance of this share class is calculated in GBP.
- The performance of the Fund is shown against the performance of the FTSE 100 Index.
- The Fund was launched on 30 September 1994.

Practical Information

**Depository**  
State Street Trustees Limited.

**Further information**  
Further information about the OEIC including the latest Prospectus, latest published prices of shares, annual report and half yearly report may be obtained free of charge, in English, from the Administrator, HSBC Asset Management (Fund Services UK) Limited, Sunderland SR43 4BF or by visiting [www.assetmanagement.hsbc.com](http://www.assetmanagement.hsbc.com). The most recent Prospectus is available in English. This document describes a single share class of the OEIC. The Prospectus, annual and half yearly reports are prepared for the entire OEIC.

**Share classes**  
Other share classes are available, as detailed in the Prospectus. It is possible to convert your shares into a different share class or switch your shares into a different Fund within the OEIC. Details of how to do this are in the Prospectus (please note an initial charge may apply).

**Remuneration Policy**  
The Remuneration Policy of the Authorised Corporate Director, which describes the remuneration practices and governance arrangements for UCITS and AIFMD Authorised entities, is available at [www.assetmanagement.hsbc.com](http://www.assetmanagement.hsbc.com) (please select "About Us" then "Our Governance" then "Remuneration Practices and Governance Arrangements for UCITS and AIFMD Authorised Entities") or on request free of charge from the Administrator.

**Tax**  
UK tax legislation may have an impact on your personal position.

**Management Company**  
HSBC Asset Management (Fund Services UK) Limited, the Authorised Corporate Director, may be held liable solely on the basis of any statement contained in this document that is misleading, inaccurate or inconsistent with the relevant parts of the Prospectus for the OEIC.

**Segregated liability**  
The OEIC is an umbrella investment company with segregated liability between Funds. This means that the holdings of one Fund are kept separate from the holdings of the other Funds and your investment in the Fund cannot be used to pay the liabilities of any other Fund.

## KEY INVESTOR INFORMATION

This document provides you with key investor information about this Fund. It is not marketing material. The information is required by law to help you understand the nature and risks of investing in this Fund. You are advised to read it so you can make an informed decision about whether to invest.

# iShares Pacific ex Japan Equity Index Fund (UK)

A sub-fund of BlackRock Collective Investment Funds

Class D Accumulating GBP

ISIN: GB00B849FB47

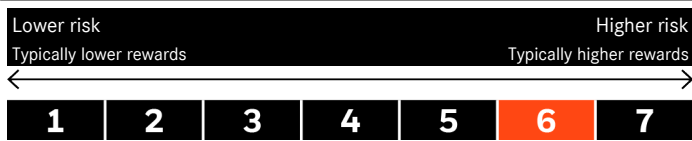
Manager: BlackRock Fund Managers Limited

## Objectives and Investment Policy

- ▶ The Fund aims to provide a return on your investment (generated through an increase in the value of the assets held by the Fund) by tracking closely the performance of the FTSE World Asia-Pacific ex-Japan Index, the Fund's benchmark index.
- ▶ The Fund invests in equity securities (e.g. shares) of companies that make up the benchmark index.
- ▶ The benchmark index measures the performance of equity securities of leading companies listed in the Asia Pacific region excluding Japan. The benchmark index is a free float-adjusted market capitalisation weighted index. Free float-adjusted means that only shares readily available in the market rather than all of a company's issued shares are used in calculating the benchmark index. Free float-adjusted market capitalisation is the share price of a company multiplied by the number of shares readily available in the market.
- ▶ The Fund is passively managed and the investment manager has limited discretion to select the Fund's investments and in doing so will take into consideration the benchmark index.
- ▶ The Fund intends to replicate the benchmark index by holding the equity securities, which make up the benchmark index, in similar proportions to the benchmark index.
- ▶ The Fund may also engage in short term secured lending of its investments to certain eligible third parties. This is used as a means of generating additional income and to off-set the costs of the Fund.
- ▶ Recommendation: This Fund may not be appropriate for short-term investment.
- ▶ Your units will be accumulating units (i.e. dividend income will be included in their value).
- ▶ Your units will be denominated in Sterling, the Fund's base currency.
- ▶ You can buy and sell your units daily. The minimum initial investment for this unit class is £100,000.

For more information on the Fund, share/unit classes, risks and charges, please see the Fund's prospectus, available on the product pages at [www.blackrock.com](http://www.blackrock.com)

## Risk and Reward Profile



- ▶ This indicator is based on historical data and may not be a reliable indication of the future risk profile of the Fund.
  - ▶ The risk category shown is not guaranteed and may change over time.
  - ▶ The lowest category does not mean risk free.
  - ▶ The Fund is rated six due to the nature of its investments which include the risks listed below. These factors may impact the value of the Fund's investments or expose the Fund to losses.
- Emerging markets are generally more sensitive to economic and political conditions than developed markets. Other factors include greater 'Liquidity Risk', restrictions on investment or transfer of assets, failed/delayed delivery of securities or payments to the Fund and sustainability-related risks.
  - Currency Risk: The Fund invests in other currencies. Changes in exchange rates will therefore affect the value of the investment.
  - The value of equities and equity-related securities can be affected by daily stock market movements. Other influential factors include political, economic news, company earnings and significant corporate events.
- ▶ Particular risks not adequately captured by the risk indicator include:
- Counterparty Risk: The insolvency of any institutions providing services such as safekeeping of assets or acting as counterparty to derivatives or other instruments, may expose the Fund to financial loss.
  - Liquidity Risk: Lower liquidity means there are insufficient buyers or sellers to allow the Fund to sell or buy investments readily.

Charges

The charges are used to pay the costs of running the Fund, including the costs of marketing and distributing it. These charges reduce the potential growth of your investment.

The entry and exit charges shown are maximum figures. In some cases you might pay less. Please refer to your financial advisor or the distributor for the actual entry and exit charges.

\*Subject to a charge of up to 2% paid into the Fund where the Manager suspects excessive trading by an investor.

The ongoing charges figure is based on expenses for the twelve month period ending 31 December 2024. This figure may vary from year to year. It excludes portfolio trade-related costs, except costs paid to the custodian and any entry/exit charge paid to an underlying collective investment scheme (if any).

\*\* To the extent the Fund undertakes securities lending to reduce costs, the Fund will receive 62.5% of the associated revenue generated and the remaining 37.5% will be received by BlackRock as the securities lending agent. As securities lending revenue sharing does not increase the costs of running the Fund, this has been excluded from the ongoing charges.

One-off charges taken before or after you invest	
Entry Charge	None
Exit Charge	None*
This is the maximum that might be taken out of your money before it is invested or before proceeds of your investments are paid out.	
Charges taken from the Fund over each year	
Ongoing Charges	0.13%**
Charges taken from the Fund under certain conditions	
Performance Fee	None

Past Performance

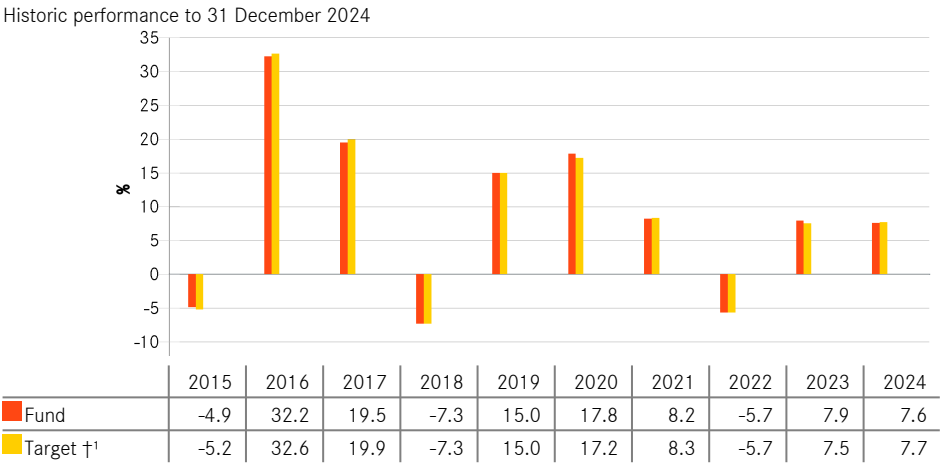
Past performance is not a guide to future performance.

The chart shows the Fund's annual performance in GBP for each full calendar year over the period displayed in the chart. It is expressed as a percentage change of the Fund's net asset value at each year-end. The Fund was launched in 2005. The unit class was launched in 2012.

Performance is shown after deduction of ongoing charges. Any entry/exit charges are excluded from the calculation.

†FTSE World Asia Pacific ex Japan Index (GBP)

As of 31 December 2014, the Benchmark Index converted from a close of business valuation to a midday valuation. Historic performance of the Benchmark has been simulated by the Benchmark provider and such data is used for the purposes of demonstrating historic performance in the "Past Performance" table from 31 July 2009 or from the launch of the share class if later.



Practical Information

- ▶ The trustee and depositary of the Fund is The Bank of New York Mellon (International) Limited, which also acts as custodian.
- ▶ Further information about the Fund can be obtained from the latest annual report and half-yearly reports of the BlackRock Collective Investment Funds (BCIF). These documents are available free of charge in English. These can be found, along with other information, such as unit prices, on the BlackRock website at [www.blackrock.com](http://www.blackrock.com), on the iShares website at [www.ishares.com](http://www.ishares.com) or by calling Investor Services on 0800 44 55 22.
- ▶ Investors should note that the tax legislation that applies to the Fund may have an impact on the personal tax position of your investment in the Fund.
- ▶ The Fund is a sub-fund of BCIF, an umbrella structure comprising different sub-funds. This document is specific to the Fund and unit class stated at the beginning of this document. However, the prospectus, annual and half-yearly reports are prepared for the umbrella.
- ▶ BlackRock Fund Managers Limited may be held liable solely on the basis of any statement contained in this document that is misleading, inaccurate or inconsistent with the relevant parts of the Fund's prospectus.
- ▶ The assets of the Fund are held on trust for its unitholders under English trust law which means that its assets cannot be used to discharge the liabilities of other sub-funds within BCIF. In addition, the Fund's assets are held separately from the assets of other sub-funds.
- ▶ Investors may switch their units in the Fund for units in another sub-fund within BCIF, subject to meeting certain conditions as set out in the prospectus.
- ▶ The Remuneration Policy of the Management Company, which describes how remuneration and benefits are determined and awarded, and the associated governance arrangements, is available at [www.blackrock.com/Remunerationpolicy](http://www.blackrock.com/Remunerationpolicy) or on request from the registered office of the Management Company.

# Key Investor Information

This document provides you with key investor information about this Fund. It is not marketing material. The information is required by law to help you understand the nature and the risks of investing in this Fund. You are advised to read it so you can make an informed decision about whether to invest.

JPMorgan Fund ICVC

ISIN: GB00B88MP089

## JPM Natural Resources Fund C - Net Accumulation

a Share Class of JPMorgan Fund ICVC – JPM Natural Resources Fund. The Authorised Corporate Director ("ACD") is JPMorgan Funds Limited

### Objectives, Process and Policies

#### INVESTMENT OBJECTIVE

The Fund aims to provide capital growth over the long-term (5-10 years) by investing at least 80% of the Fund's assets in the shares of companies throughout the world engaged in the production and marketing of commodities.

#### INVESTMENT PROCESS

##### Investment approach

- Uses a fundamental, bottom-up stock selection process.
- Investment process built on stock level analysis by a global research team.

**Benchmark** S&P Global Mining & Energy Index Net Return in GBP

##### Benchmark uses and resemblance

- The Fund is actively managed. The Benchmark is a Performance Comparator and the Fund may bear little resemblance to its Benchmark. The Benchmark has been chosen as it reflects the main investment universe and strategy for the Fund.

#### POLICIES

**Main investment exposure** At least 80% of assets invested in equities of natural resource companies anywhere in the world, including

emerging markets. Natural resource companies are those that are engaged in the exploration, development, refinement, production or marketing of natural resources and their secondary products.

The Fund may invest in small capitalisation companies.

**Other investment exposures** Cash and near cash on an ancillary basis.

**Derivatives** Used for: efficient portfolio management; hedging. Types: see [Fund Derivative Usage](#) table under [How the Funds Use Derivatives, Instruments and Techniques](#) in the Prospectus. TRS including CFD: none. Global exposure calculation method: commitment.

**Currencies** Fund Base Currency: GBP. Currencies of asset denomination: any. Hedging approach: typically unhedged.

**Redemption and Dealing** Shares of the Fund may be redeemed on demand, with dealing normally on a daily basis.

**Distribution Policy** This Share Class will reinvest income.

For an explanation of some of the terms used in this document, please visit the glossary on our website at <https://am.jpmorgan.com/gb/en/asset-management/per/funds/administrative-information/>.

### Risk and Reward Profile



The above rating is based on the historic volatility of the Net Asset Value of the Share Class over the last five years and may not be a reliable indication of the future risk profile of the Share Class.

The risk and reward category shown above is not guaranteed to remain unchanged and may change over time.

A Share Class with the lowest risk rating does not mean a risk-free investment.

**Why is this Share Class in this category?** This Share Class is classified in category 6 because its Net Asset Value has shown high fluctuations historically.

#### OTHER MATERIAL RISKS

The Fund is subject to **Investment risks** and **Other associated risks** from the techniques and securities it uses to seek to achieve its objective.

The table on the right explains how these risks relate to each other and the **Outcomes to the Shareholder** that could affect an investment in the Fund.

Investors should also read [Risk Descriptions](#) in the Prospectus for a full description of each risk.

#### Investment risks Risks from the Fund's techniques and securities

Techniques	Securities	
Concentration	Commodities	Smaller companies
Hedging	Emerging markets	
	Equities	

#### Other associated risks Further risks the Fund is exposed to from its use of the techniques and securities above

Currency	Liquidity	Market
----------	-----------	--------

#### Outcomes to the Shareholder Potential impact of the risks above

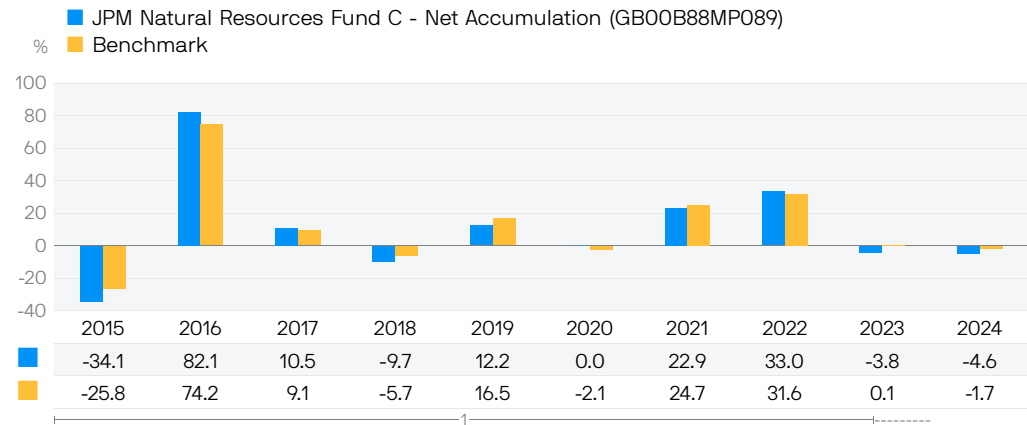
<b>Loss</b> Shareholders could lose some or all of their money.	<b>Volatility</b> Shares of the Fund will fluctuate in value.	<b>Failure to meet the Fund's objective.</b>
---	---	--

Charges

One-off charges taken before or after you invest		
Entry charge	None	This is the maximum that might be taken out of your money before it is invested or before the proceeds of your investment are paid out.
Exit charge	None	
Charges taken from this Share Class over a year		
Ongoing charge	0.83%	The ongoing charge is based on the last year's expenses to December 2024 and may vary from year to year.
Charges taken from this Share Class under certain specific conditions		
Performance fee	None	

- The actual entry and exit charges paid may be less. Information on charges can be obtained from the investor's financial adviser.
- The Prospectus permits a fee to be charged for switching between Funds but this fee is currently waived by the Authorised Corporate Director.
- Charges are used to pay the costs of running this Share Class. These charges reduce the potential growth of the investment.
- Further information about charges can be found in the "Share Classes and Costs" section of the Prospectus.

Past Performance



- Past performance is not a guide to future performance.
- Performance data has been calculated including tax, ongoing charges and portfolio transaction costs and excluding entry and exit charges, in GBP.
- Fund launch date: 1965.
- Share Class launch date: 2012.

1 A different benchmark was used during this period.

Practical Information

**Depository** The fund depository is NatWest Trustee and Depository Services Limited

**Further Information** A copy of the Prospectus and latest annual and semi-annual financial report in English can be downloaded or ordered online from [www.jpmmorgan.co.uk/investor](http://www.jpmmorgan.co.uk/investor) or are available free of charge upon request from our UK-based Investor Services Team on 0800 20 40 20 (or +44 1268 44 44 70 if calling from outside the UK) or by writing to J.P. Morgan Asset Management, Client Administration Centre, PO Box 12272, Chelmsford, CM99 2EL.

Share prices can be obtained online at [www.jpmmorgan.co.uk/investor](http://www.jpmmorgan.co.uk/investor) or by telephoning 0800 20 40 20 (or +44 1268 44 44 70 if calling from outside the UK).

Please note if you call J.P. Morgan Asset Management, calls may be recorded and monitored for security and training purposes.

**Remuneration Policy** The ACD's Remuneration Policy can be found on <https://am.jpmmorgan.com/gb/en/asset-management/gim/awm/legal/emea-remuneration-policy>. This policy includes details of how remuneration and benefits are calculated, including responsibilities and composition of the committee which oversees and controls the policy. A copy of this policy can be requested free of charge from the ACD.

**Tax** The Fund is subject to UK tax regulations. This may have an impact on an investor's personal tax position.

**Legal Information** JPMorgan Funds Limited may be held liable solely on the basis of any statement contained in this document that is misleading, inaccurate or inconsistent with the relevant parts of the Prospectus.

JPMorgan Fund ICVC consists of separate Funds, each of which issues one or more Share Classes. This document is prepared for a specific Share Class. The Prospectus and annual and semi-annual financial reports are prepared for JPMorgan Fund ICVC.

The Fund is part of JPMorgan Fund ICVC. The assets and liabilities of each fund in JPMorgan Fund ICVC are segregated by law. This means that the assets of the Fund belong exclusively to the Fund and will not be used to pay the liabilities of any other person or body, including JPMorgan Fund ICVC or any other Fund within JPMorgan Fund ICVC.

**Switching and Conversion** Investors may switch into Shares of another Fund of JPMorgan Fund ICVC or convert Shares in one Class in a Fund to Shares of another Class in the same Fund subject to meeting any relevant eligibility requirements and minimum holding amounts. Further information can be found in "section 4.3.10 - Switching and Conversion of Shares" of the Prospectus.

**Privacy Policy** You should note that, if you contact J.P. Morgan Asset Management by telephone, those lines may be recorded and monitored for legal, security and training purposes. You should also take note that information and data from communications with you may be processed by J.P. Morgan Asset Management, acting as a data controller, in accordance with applicable data protection laws. Further information about processing activities of J.P. Morgan Asset Management can be found in the EMEA Privacy Policy, which is available at [www.jpmmorgan.com/emea-privacy-policy](http://www.jpmmorgan.com/emea-privacy-policy). Additional copies of the EMEA Privacy Policy are available on request.

# Key Investor Information

This document provides you with key investor information about this Fund. It is not marketing material. The information is required by law to help you understand the nature and the risks of investing in this Fund. You are advised to read it so you can make an informed decision about whether to invest.



## Jupiter India Fund L-Class

L-Class Accumulation Units, ISIN: GB00B2NHJ040

The Manager is Jupiter Unit Trust Managers Limited.

### Objectives and investment policy

#### Objective

The Fund objective is to provide a return, net of fees, higher than that provided by the MSCI India Index over the long term (at least five years).

#### Policy

At least 70% of the Fund is invested in shares of companies based in India and in shares of investment trusts and other closed or open-ended funds, including other funds managed or operated by Jupiter or an associate of Jupiter, that are themselves dedicated to investments in India. A maximum of 10% in aggregate may be held in companies based in Pakistan, Sri Lanka and Bangladesh.

Up to 30% of the Fund may be invested in other transferable securities (including shares of companies based anywhere in the world), open-ended funds (including funds managed by Jupiter and its associates), cash, near cash, money market instruments and deposits.

The Fund may use derivatives (i.e. financial contracts whose value is linked to the expected price movements of an underlying investment) with the aim of reducing the overall costs and/or risks of the Fund.

#### Strategy

The fund manager takes a security-specific, 'Growth at a Reasonable Price' approach seeking to invest in companies which are 'best in class' growth companies benefitting from structural trends at reasonable valuations or where a growth opportunity is not fully reflected in the share price. The Fund will tend to invest in a well diversified portfolio of companies, across the market capitalisation spectrum, although more substantial positions will be

held where the manager has the highest conviction which could lead to a meaningful allocation in small and medium sized companies.

#### Benchmarks

Target benchmark - MSCI India Index

The MSCI India Index is an industry standard index and is one of the leading representations of Indian stock markets. It is easily accessible and provides a fair reflection of the Fund Manager's investment universe and a good relative measure to assess performance outcomes.

#### Active Management

The Fund is actively managed. This means the fund manager is taking investment decisions with the intention of achieving the Fund's investment objective; this may include decisions regarding asset selection, regional allocation, sector views and overall level of exposure to the market. The fund manager is not in any way constrained by the benchmark in their portfolio positioning, and will not hold all, or indeed may not hold any, of the benchmark constituents.

#### Recommendation

This fund may not be suitable for investors who plan to withdraw their capital within 5 years.

Any income arising in relation to this unit class will be accumulated (i.e. automatically reinvested and reflected in the price of the shares).

Investors are able to buy and sell units during any business day between 9am and 5.30pm. If you tell us to buy or sell units before 12pm on any business day we will make the transaction on the same day. If you tell us to buy or sell units after 12pm we will make the transaction on the following business day.

### Risk and reward profile

The Risk and Reward Indicator table demonstrates where the Fund ranks in terms of its potential risk and reward. The higher the rank the greater the potential reward but the greater the risk of losing money. It is based on past data, may change over time and may not be a reliable indication of the future risk profile of the Fund. The shaded area in the table below shows the Fund's ranking on the Risk and Reward Indicator.

Typically lower rewards, lower risk                      Typically higher rewards, higher risk



- The lowest category does not mean 'no risk'.
- The Fund is in this category due to the nature of its investments and previous levels of volatility (how much the value of the Fund rises and falls).
- **Currency (FX) Risk** - The Fund can be exposed to different currencies and movements in foreign exchange rates can cause the value of investments to fall as well as rise.
- **Pricing Risk** - Price movements in financial assets mean the value of assets can fall as well as rise, with this risk typically amplified in more volatile market conditions.
- **Market Concentration Risk (Geographical Region/Country)** - Investing in a particular country or geographic region can cause the value of this investment to rise or fall more relative to investments whose focus is spread more globally in nature.

- **Derivative risk** - the Fund may use derivatives to reduce costs and/or the overall risk of the Fund (this is also known as Efficient Portfolio Management or "EPM"). Derivatives involve a level of risk, however, for EPM they should not increase the overall riskiness of the Fund.
- **Emerging Markets Risk** - Emerging markets are potentially associated with higher levels of political risk and lower levels of legal protection relative to developed markets. These attributes may negatively impact asset prices.
- **Liquidity Risk** - Some investments may be hard to value or sell at a desired time and price. In extreme circumstances this may affect the Fund's ability to meet redemption requests upon demand.
- **Liquidity Risk (general)** - During difficult market conditions there may not be enough investors to buy and sell certain investments. This may have an impact on the value of the Fund.
- **Counterparty Default Risk** - the risk of losses due to the default of a counterparty e.g. on a derivatives contract or a custodian that is safeguarding the Fund's assets.
- **Smaller Companies** - The Fund invests in smaller companies, which can be less liquid than investments in larger companies and can have fewer resources than larger companies to cope with unexpected adverse events. In less favourable market conditions these companies may therefore under-perform larger companies and the Fund may under-perform funds that invest predominantly in larger companies.
- For a more detailed explanation of risk factors, please refer to the "Risk Factors" section of the Scheme Particulars.

## Charges

### One-off charges taken before or after you invest

Entry charge None

Exit charge None

This is the maximum that might be taken out of your money before it is invested and before the proceeds of your investment are paid out. In some cases, you might pay less and you can find out the actual entry and exit charges from your financial adviser or distributor.

### Charges taken from the Fund over a year

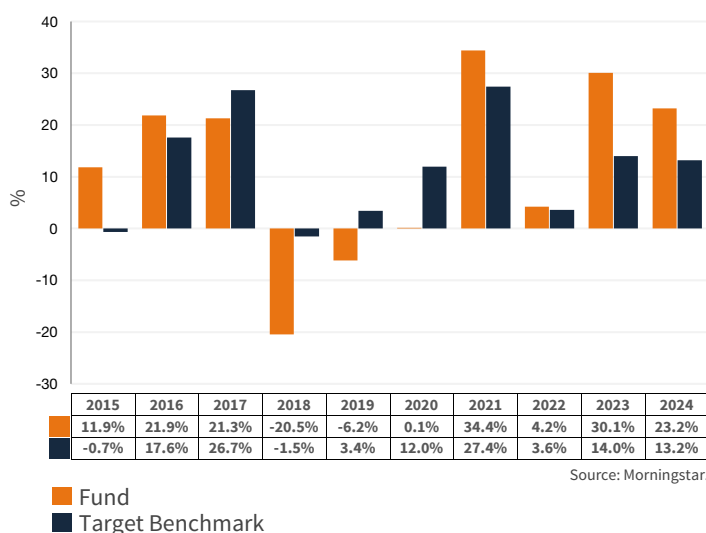
Ongoing charges 1.75%

### Charges taken from the Fund under specific conditions

Performance fee None

- The charges you pay are used to pay the costs of running the Fund, including the costs of marketing and distributing it. These charges reduce the potential growth of your investment.
- The ongoing charges figure is based on the fixed annual charge as detailed in the Scheme Particulars. With effect from 23/02/24 the fixed annual charge may be subject to a discount based on the value of the Fund's scheme property. The current discount rate, if applicable, can be found at [www.jupiteram.com/uk/en/professional/tiered-pricing-on-the-fixed-annual-charge/](http://www.jupiteram.com/uk/en/professional/tiered-pricing-on-the-fixed-annual-charge/). Where the Fund invests in other underlying funds, which may include closed-ended funds such as investment trusts, the ongoing charges figure will include the ongoing charges for those funds, and will therefore vary from year to year. The ongoing charges figure excludes portfolio transaction costs, except in the case of an entry/ exit charge paid by the Fund when buying or selling shares in another collective investment undertaking.
- Further information about charges is available in sections 18 and 19 of the Scheme Particulars which are available from Jupiter on request.

## Past performance



- Past performance is not a guide to future performance.
- Fund launch date: 29/02/2008
- Share/unit class launch date: 29/02/2008
- Performance is calculated in GBP.
- The past performance shown in the chart includes all charges except any entry and exit charges.
- Target Benchmark - MSCI India

## Practical information

- The Trustee and Depositary of the Fund is Northern Trust Investor Services Limited ("NTISL"). NTISL has delegated custody services to The Northern Trust Company, London Branch.
- Further information can be found by requesting the Scheme Particulars or annual and half-yearly report and accounts which are available from Jupiter on request by contacting our Customer Services Team on 0800 561 4000. These documents are available in English and are free of charge.
- Jupiter operates a Group-wide remuneration policy, overseen by an independent Remuneration Committee. Details of this policy, including an overview of remuneration elements and associated governance processes, are set out on our website [www.dms-api.jupiteram.instinctcentral.io/documents/permalink/Jupiter-Remuneration-Policy.pdf](http://www.dms-api.jupiteram.instinctcentral.io/documents/permalink/Jupiter-Remuneration-Policy.pdf). A paper copy of these Remuneration Disclosures is available free of charge, upon request.
- Unit prices can be found by visiting the Jupiter website, [www.jupiteram.com](http://www.jupiteram.com).
- Tax law may have an impact on your own tax position. We advise you to take tax advice where necessary.
- Jupiter Unit Trust Managers Limited may be held liable solely on the basis of any statement contained in this document that is misleading, inaccurate or inconsistent with the relevant parts of the Scheme Particulars of the Fund.
- Other unit classes are available. Further information is available from Jupiter on request.

# Key Investor Information

This document provides you with key investor information about this fund. It is not marketing material. The information is required by law to help you understand the nature and the risks of investing in this fund. You are advised to read it so you can make an informed decision about whether to invest.

## Legal & General Global Technology Index Trust Unit Class I GBP Accumulation - ISIN: GB00B0CNH163

The authorised fund manager of the Fund is Legal & General (Unit Trust Managers) Limited (the "Manager").

### OBJECTIVES AND INVESTMENT POLICY

- The objective of the Fund is to track the performance of the FTSE World -Technology Index, the "Benchmark Index" on a net total return basis before fees and expenses are applied. Fund performance may differ from the Benchmark Index due to the deduction of fees and expenses and the impact of any tracking error factors.
  - The Benchmark Index is comprised of shares in companies from the developed and advanced emerging markets that are engaged in information technology and are included in the Benchmark Index.
  - The Fund seeks to replicate the Benchmark Index and its investments will closely match those that make up the Benchmark Index.
  - The Fund will have at least 90% exposure (directly or through depositary receipts (a certificate issued by a bank representing shares in a foreign company such as American depositary receipts and global depositary receipts)) to assets that are included in the Benchmark Index.
  - The Fund may also invest in money market instruments (such as treasury bills), depositary receipts, cash, deposits, shares in companies which are reasonably expected to become part of the Benchmark Index in the near future or are an alternative to a constituent of the Benchmark Index and collective investment schemes, including those managed or operated by the Manager or an associate of the Manager.
  - The Fund may use derivatives (contracts which have a value linked to the price of another asset) to:
    - reduce risk or cost; or
    - generate additional capital or income with no, or an acceptably low, level of risk.
- Other information:**
- The Fund is passively managed as it tracks the Benchmark Index.
  - Your units will be accumulation units. Income from the Fund's investments (dividends) will be reinvested back into the value of your units.
  - You can buy or sell units in this Fund on any business day. You need to contact us with your instruction before 3pm. This is the time we calculate unit prices for this Fund. If you contact us after 3pm, the units will be bought or sold at the next business day's price.
  - The Fund's base currency is denominated in GBP.
  - This Fund may be suitable for investors looking to track the shares in companies from developed and advanced emerging markets that are engaged in information Technology as represented by the Benchmark Index.
  - Although investors can take their money out at any time, this Fund may not be appropriate for those who plan to withdraw their money within five years.
  - This Fund is not designed for investors who cannot afford more than a minimal loss of their investment.
  - If you do not understand this document we recommend you seek additional information to help you decide if this Fund is right for you.

### RISK AND REWARD PROFILE



- The Risk and Reward Indicator table demonstrates where the Fund ranks in terms of its potential risk and reward. The higher the rank the greater the potential reward but the greater the risk of losing money. It is not guaranteed to remain the same and may change over time. It is based on historical data and may not be a reliable indication of the future risk profile of the Fund. The shaded area in the table above shows the Fund's ranking on the Risk and Reward Indicator.
- The Fund is in category 6 because it invests in company shares which are sensitive to variations in the stock market. The value of company shares can change substantially over short periods of time. Company shares are generally considered to be higher risk investments than bonds or cash.
  - Even a fund in the lowest category is not a risk free investment.
  - The value of an investment and any income taken from it is not guaranteed and can go down as well as up; and the investor may get back less than the original amount invested.

Further information on the risks of investing in this fund is contained in the Prospectus available at [www.legalandgeneral.com/reports](http://www.legalandgeneral.com/reports).

The risk and reward indicator may not take account of the following risks of investing in the Fund:

- The return from this Fund is dependent on relatively few individual investments. This means that a fall in the value of an individual investment can have a major impact on the overall performance of the Fund.
- Most of the Fund holds investments from a particular market sector, that of information technology. Funds like this can be more volatile than funds that invest across many market sectors. This is because the value of the Fund can go up and down more often and by larger amounts than funds that are spread more widely, especially in the short-term.
- The Fund may have underlying investments that are valued in currencies that are different from GBP. Exchange rate fluctuations will impact the value of your investment. Currency hedging techniques may be applied to reduce this impact but may not entirely eliminate it.
- Derivatives are highly sensitive to changes in the value of the asset on which they are based and can increase the size of losses and gains.
- The Fund could lose money if any institutions providing services such as acting as counterparty to derivatives or other instruments, becomes unwilling or unable to meet its obligations to the Fund.



## CHARGES

The charges you pay are used to pay the costs of running the Fund, including the costs of marketing and distributing it. These charges reduce the potential return from your investment.

One-off charges taken before or after you invest	
Entry charge	0.00%
Exit charge	0.00%
This is the maximum that might be taken out of your money before it is invested.	
The price for buying and selling units is subject to a Dilution Adjustment See opposite.	
Charges taken from the fund over each year	
Ongoing charge	0.31%
Charges taken from the fund under certain specific conditions	
Performance fee	None

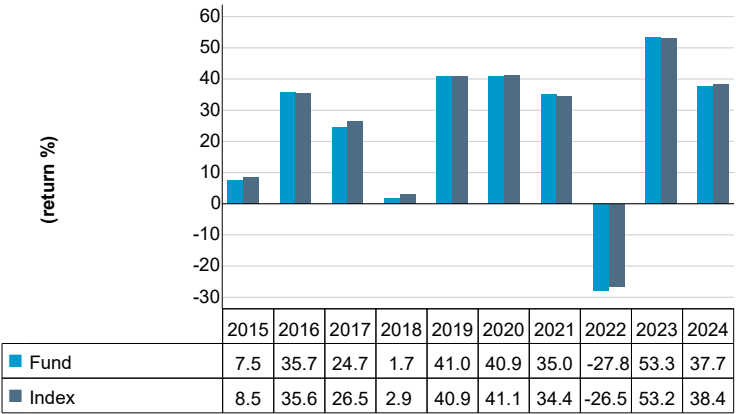
- There are no entry or exit charges.
- The ongoing charges figure is based on the latest available expenses at May 2025. This figure may vary from year to year.
- This Fund's ongoing charges include any charges made by any other funds it may invest in. They exclude portfolio transaction costs.
- The ongoing charges are taken from the Income of the Fund.

**Other costs:**

- **Dilution adjustment:** On any day, the prices for buying or selling units in this Fund are the same. The Fund manager calculates a single price for this Fund based on the mid-point between the buying and selling prices of the Fund's assets. In certain circumstances, the Fund manager can adjust this price to account for whether there is more money going into or coming out of the Fund. This is called a 'dilution adjustment'.
- This can vary but as an example for this Fund we estimate 0.05% for purchases and 0.07% for sales at 31 December 2024. The amount of the dilution adjustment may differ in future.

For more information about charges and costs, please see the charges and expenses section in the Fund's Prospectus, or visit our website at [www.legalandgeneral.com/chargesandfees](http://www.legalandgeneral.com/chargesandfees).

## PAST PERFORMANCE



- Past performance is not a guide to future performance.
- The figures for the Fund take into account the ongoing charges and assume income (after any tax) is reinvested.
- The performance has been calculated in GBP.
- The Fund may not replicate the performance of the Benchmark Index perfectly due to tracking errors such as expenses, tax and transaction costs incurred by the Fund, which are not included in the Index.
- The annual return is for a 12 month period ending 31 December.
- The Fund launched in 2000.
- This unit class launched in 2005.

## PRACTICAL INFORMATION

- The trustee and depositary is Northern Trust Investor Services Limited.
- You can obtain further information about the Fund including copies of its prospectus and the latest annual and semi-annual reports at [www.legalandgeneral.com/reports](http://www.legalandgeneral.com/reports). Paper copies of these documents are also available free of charge in English from Legal & General Investments, PO Box 6080, Wolverhampton WV1 9RB.
- Investors can get other practical information, including the latest prices, dilution adjustment and details of any other unit classes that are available, by calling us on **0370 050 0955** Monday to Friday between 9:00a.m. to 5:00p.m. Call charges will vary.
- This Fund is subject to the tax legislation of the United Kingdom, which may have an impact on each investor's personal tax position.
- Legal & General (Unit Trust Managers) Limited may be held liable solely on the basis of any statement contained in this document that is misleading, inaccurate or inconsistent with the relevant parts of the Prospectus for the Fund.
- Details of our Remuneration Policy including our Remuneration Committee and how remuneration and benefits are calculated can be accessed from [www.lgim.com/remuneration](http://www.lgim.com/remuneration). A paper copy is also available free of charge upon request.

# Key Investor Information

This document provides you with key investor information about this fund. It is not marketing material. The information is required by law to help you understand the nature and the risks of investing in this fund. You are advised to read it so you can make an informed decision about whether to invest.

## Legal & General UK Mid Cap Index Fund Unit Class I GBP Accumulation - ISIN: GB00BQ1JYX87

The authorised fund manager of the Fund is Legal & General (Unit Trust Managers) Limited (the "Manager").

### OBJECTIVES AND INVESTMENT POLICY

- The objective of the Fund is to track the performance of the FTSE 250 ex. Investment Trusts Index, the "Benchmark Index" on a net total return basis before fees and expenses are applied. Fund performance may differ from the Benchmark Index due to the deduction of fees and expenses and the impact of any tracking error factors.
  - The Fund will invest 80% (directly or through depositary receipts (a certificate issued by a bank representing shares in a foreign company such as American depositary receipts and global depositary receipts)) in the assets that are included in the Benchmark Index.
  - The Fund's investments will closely match those that make up the Benchmark Index.
  - The Benchmark Index is comprised of shares in all eligible middle capitalisation companies (excluding investment trusts) listed on the London Stock Exchange's (LSE) main market, which pass screening for size and liquidity in accordance with the index provider's methodology.
  - The Fund may also invest in money market instruments (such as treasury bills), depositary receipts, cash, deposits, shares in companies which are reasonably expected to become part of the Benchmark Index in the near future or are an alternative to a constituent of the Benchmark Index and collective investment schemes, including those managed or operated by the Manager or an associate of the Manager.
  - The Fund may use derivatives (contracts which have a value linked to the price of another asset) to:
    - reduce risk or cost; or
    - generate additional capital or income with no, or an acceptably low, level of risk.
- Other information:**
- The Fund is passively managed as it tracks the Benchmark Index.
  - Your units will be accumulation units. Income from the Fund's investments (dividends) will be reinvested back into the value of your units.
  - You can buy or sell units in this Fund on any business day. You need to contact us with your instruction before 12 noon. This is the time we calculate unit prices for this Fund. If you contact us after 12 noon, the units will be bought or sold at the next business day's price.
  - The Fund's base currency is denominated in GBP.
  - This Fund may be suitable for investors looking to track the shares in all eligible middle capitalisation companies (excluding investment trusts) listed on the London Stock Exchange (LSE) as represented by the Benchmark Index.
  - Although investors can take their money out at any time, this Fund may not be appropriate for those who plan to withdraw their money within five years.
  - This Fund is not designed for investors who cannot afford more than a minimal loss of their investment.
  - If you do not understand this document we recommend you seek additional information to help you decide if this Fund is right for you.

### RISK AND REWARD PROFILE



1	2	3	4	5	6	7
---	---	---	---	---	---	---

- The Risk and Reward Indicator table demonstrates where the Fund ranks in terms of its potential risk and reward. The higher the rank the greater the potential reward but the greater the risk of losing money. It is not guaranteed to remain the same and may change over time. It is based on historical data and may not be a reliable indication of the future risk profile of the Fund. The shaded area in the table above shows the Fund's ranking on the Risk and Reward Indicator.
- The Fund is in category 6 because it invests in company shares which are sensitive to variations in the stock market. The value of company shares can change substantially over short periods of time. Company shares are generally considered to be higher risk investments than bonds or cash.

- Even a fund in the lowest category is not a risk free investment.
- The value of your investment may fall as well as rise and is not guaranteed. You might get back less than you invest.

Further information on the risks of investing in this fund is contained in the Prospectus available at [www.legalandgeneral.com/reports](http://www.legalandgeneral.com/reports).

The risk and reward indicator may not take account of the following risks of investing in the Fund:

- The Fund may have underlying investments that are valued in currencies that are different from GBP. Exchange rate fluctuations will impact the value of your investment. Currency hedging techniques may be applied to reduce this impact but may not entirely eliminate it.
- Derivatives are highly sensitive to changes in the value of the asset on which they are based and can increase the size of losses and gains.
- The Fund could lose money if any institutions providing services such as acting as counterparty to derivatives or other instruments, becomes unwilling or unable to meet its obligations to the Fund.



## CHARGES

The charges you pay are used to pay the costs of running the Fund, including the costs of marketing and distributing it. These charges reduce the potential return from your investment.

One-off charges taken before or after you invest	
Entry charge	0.00%
Exit charge	0.00%
This is the maximum that might be taken out of your money before it is invested.	
The price for buying and selling units is subject to a Dilution Adjustment See opposite.	
Charges taken from the fund over each year	
Ongoing charge	0.14%
Charges taken from the fund under certain specific conditions	
Performance fee	None

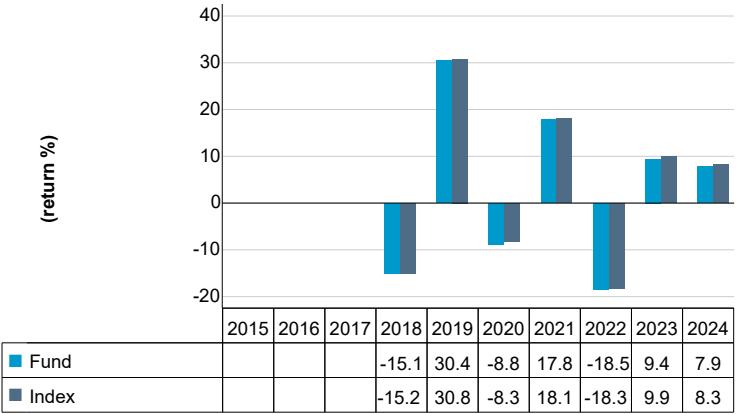
- There are no entry or exit charges.
- The ongoing charges figure is based on the latest available expenses at December 2024. This figure may vary from year to year.
- This Fund's ongoing charges include any charges made by any open ended funds it may invest in. In addition to the ongoing charges, the Fund incurs costs relating to investments in closed ended funds (such as investment trusts). These costs vary and are approximately 0.03%. Portfolio transaction costs are also excluded from the ongoing charges.
- The ongoing charges are taken from the Income of the Fund.

**Other costs:**

- **Dilution adjustment:** On any day, the prices for buying or selling units in this Fund are the same. The Fund manager calculates a single price for this Fund based on the mid-point between the buying and selling prices of the Fund's assets. In certain circumstances, the Fund manager can adjust this price to account for whether there is more money going into or coming out of the Fund. This is called a 'dilution adjustment'.
- This can vary but as an example for this Fund we estimate 0.26% for purchases and 1.02% for sales at 31 December 2024. The amount of the dilution adjustment may differ in future.

For more information about charges and costs, please see the charges and expenses section in the Fund's Prospectus, or visit our website at [www.legalandgeneral.com/chargesandfees](http://www.legalandgeneral.com/chargesandfees).

## PAST PERFORMANCE



- Past performance is not a guide to future performance.
- The figures for the Fund take into account the ongoing charges and assume income (after any tax) is reinvested.
- The performance has been calculated in GBP.
- The Fund may not replicate the performance of the Benchmark Index perfectly due to tracking errors such as expenses, tax and transaction costs incurred by the Fund, which are not included in the Index.
- The annual return is for a 12 month period ending 31 December.
- The Fund launched in 2017.
- This unit class launched in 2017.

## PRACTICAL INFORMATION

- The trustee and depositary is Northern Trust Investor Services Limited.
- You can obtain further information about the Fund including copies of its prospectus and the latest annual and semi-annual reports at [www.legalandgeneral.com/reports](http://www.legalandgeneral.com/reports). Paper copies of these documents are also available free of charge in English from Legal & General Investments, PO Box 6080, Wolverhampton WV1 9RB.
- Investors can get other practical information, including the latest prices, dilution adjustment and details of any other unit classes that are available, by calling us on **0370 050 0955** Monday to Friday between 9:00a.m. to 5:00p.m. Call charges will vary.
- This Fund is subject to the tax legislation of the United Kingdom, which may have an impact on each investor's personal tax position.
- Legal & General (Unit Trust Managers) Limited may be held liable solely on the basis of any statement contained in this document that is misleading, inaccurate or inconsistent with the relevant parts of the Prospectus for the Fund.
- Details of our Remuneration Policy including our Remuneration Committee and how remuneration and benefits are calculated can be accessed from [www.lgim.com/remuneration](http://www.lgim.com/remuneration). A paper copy is also available free of charge upon request.

# Liontrust European Dynamic Fund

This document provides you with key investor information about this Fund. It is not marketing material. The information is required by law to help you understand the nature and the risks of investing in this Fund. You are advised to read it so you can make an informed decision about whether to invest.

Liontrust European Dynamic Fund is an Authorised Unit Trust and categorised as a UCITS scheme. This document is based upon the I Acc GBP (ISIN: GB00BMW30Z54). This Fund is managed by Liontrust Fund Partners LLP, a subsidiary of Liontrust Asset Management PLC.

## Objective and Investment Policy

- To deliver capital growth over the long-term (5 years or more).
- Growth stocks tend to pay out lower levels of dividend resulting in lower income yields and may produce more volatile returns than the market as a whole.
- The Fund invests in Developed European (ex UK) equities. The Fund may also invest in other eligible asset classes as detailed within the prospectus.
- The Fund is considered to be actively managed in reference to the benchmark(s) in the performance table by virtue of the fact that it uses the benchmark(s) for performance comparison purposes. The benchmark(s) are not used to define the portfolio composition of the Fund and the Fund may be wholly invested in securities which are not constituents of the benchmark.
- The Fund may not be appropriate for investors who plan to withdraw their money within 5 years.
- The charges you pay are used to pay the costs of running the Fund, including the costs of marketing and distributing it. These charges reduce the potential growth of your investment.
- You may buy or sell units on a daily basis (but not weekends or Bank Holidays). Orders must be received by 11:59am for execution at 12:00 midday valuation point on the same day.
- The Fund may, under certain circumstances, invest in derivatives but it is not intended that their use will materially affect volatility. Derivatives are

used to protect against currencies, credit and interest rate moves or for investment purposes. The use of derivatives may create leverage or gearing resulting in potentially greater volatility or fluctuations in the net asset value of the Fund. A relatively small movement in the value of a derivative's underlying investment may have a larger impact, positive or negative, on the value of a fund than if the underlying investment was held instead.

- The fund managers focus on the historic cash flows generated and invested by companies to support their forecast profits growth. As forecasts are often unreliable, the scale of cash invested to support forecasts is key.
- The fund managers seek to own companies that generate significantly more cash than they need to sustain their planned growth yet are lowly valued by investors on that measure and are run by managers committed to an intelligent use of capital.
- To identify companies' annual cash flow, balance sheet development and valuation efficiently across all equity markets the fund managers have developed a simple screen as a starting point for further qualitative analysis. The investment screen consists of two cash flow ratios that are combined equally to highlight the process characteristics that they seek.
- The two cash flow measures are:
  - Cash flow relative to operating assets
  - Cash flow relative to market value

## Risk and Reward Profile



- This Synthetic Risk and Reward Indicator (SRRI) is based on historical data and may not be relied upon to gauge the future risk profile of the Fund.
- The SRRI shown is not guaranteed to remain the same and may shift over time.
- The lowest category (1) does not mean 'risk free'.
- The Fund is categorised 6 primarily for its exposure to Developed European (ex UK) equities.
- The Fund's risk and reward category has been calculated using the methodology set by the Financial Conduct Authority. It is based upon the rate by which the Fund or a representative fund or index's value has moved up and down in the past.
- For full details of the Fund's risks, please see the prospectus which may be obtained from Liontrust (address below) or online at [www.liontrust.co.uk](http://www.liontrust.co.uk).

- The SRRI may not fully take into account the following risks:
  - that a company may fail thus reducing its value within the Fund;
  - overseas investments may carry a higher currency risk. They are valued by reference to their local currency which may move up or down when compared to the currency of the Fund.
- **Credit Counterparty Risk:** outside of normal conditions, the Fund may hold higher levels of cash which may be deposited with several credit counterparties (e.g. international banks). A credit risk arises should one or more of these counterparties be unable to return the deposited cash.
- **Concentration Risk:** the Fund may have a concentrated portfolio, i.e. hold a limited number of investments (35 or fewer) or have significant sector or factor exposures. If one of these investments or sectors / factors fall in value this can have a greater impact on the Fund's value than if it held a larger number of investments across a more diversified portfolio.
- **Liquidity Risk:** the Fund may encounter liquidity constraints from time to time. The spread between the price you buy and sell shares will reflect the less liquid nature of the underlying holdings.
- **ESG Risk:** there may be limitations to the availability, completeness or accuracy of ESG information from third-party providers, or inconsistencies in the consideration of ESG factors across different third party data providers, given the evolving nature of ESG.

## Charges

### One-off charges taken before or after you invest

Entry Charge None

Exit Charge None

This is the maximum that might be taken out of your money before it is invested.

### Charges taken from the Fund over the year

Ongoing Charges 0.85%

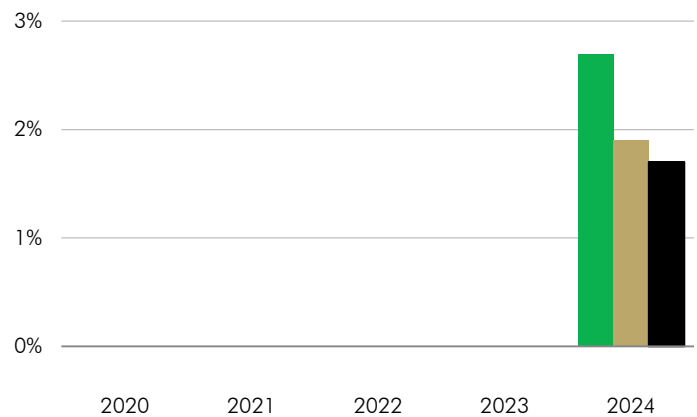
### Charges taken from the Fund under certain specific circumstances

Performance Fee None

- The charges you pay are used to pay the costs of running the Fund, including the costs of marketing and distributing it. They reduce the potential growth of your investment.
- The entry and exit charges shown are maximum figures. In some cases you might pay less – you can find this out from your financial adviser or fund platform if you are not using a financial adviser.
- The ongoing charges figure is based on expenses as at 31 December 2024. This figure may vary from year to year. It excludes:
  - portfolio transaction costs, except in the case of an entry/exit charge paid by the UCITS when buying or selling units/shares in another collective investment undertaking.
- For more information about charges and what is included in each charge, please see the Fund's prospectus, which is available electronically at [www.liontrust.co.uk](http://www.liontrust.co.uk), or visit the costs and charges page on our website at [www.liontrust.co.uk/costs-and-charges](http://www.liontrust.co.uk/costs-and-charges).

## Past Performance

- **Past performance does not predict future returns.**
- It has been calculated on the basis that any distributable income of the Fund has been reinvested. The past performance shown in the chart takes into account all charges except entry and exit charges.
- The Fund launch date is 15 November 2006.
- The I Acc GBP launch date is 20 February 2023.
- The base currency of the Fund is GBP.



	2020	2021	2022	2023	2024
■ Liontrust European Dynamic Fund I Acc GBP					2.7%
■ MSCI Europe ex UK					1.9%
■ IA Europe Excluding UK					1.7%

## Practical Information

**Authorisation:** This Fund is authorised in the UK and regulated by the Financial Conduct Authority.

**Depositary:** Bank of New York Mellon (International) Ltd.

**Investment adviser:** Liontrust Investment Partners LLP.

**Further information:** Copies of the prospectus and the latest annual and half-yearly reports, which are the primary source of additional information, are available, without charge, from Liontrust Fund Partners LLP, 2 Savoy Court, London, WC2R 0EZ. They are also available electronically at [www.liontrust.co.uk](http://www.liontrust.co.uk).

**Taxation:** UK tax legislation may have an impact upon your own personal tax position.

**Fund prices and other information:** The Fund's last published price is available from Liontrust Fund Partners LLP at [www.liontrust.co.uk](http://www.liontrust.co.uk) or by writing to us at 2 Savoy Court, London, WC2R 0EZ, or by telephoning 020 7412 1777 during business hours (9.00am - 5.30pm).

**Remuneration:** Information on the current remuneration policy of the Fund, including a description of how remuneration and benefits are calculated and the identity of persons responsible for awarding the remuneration and benefits, is available at [www.liontrust.co.uk](http://www.liontrust.co.uk). A paper copy of this information is available free of charge upon request from Liontrust Fund Partners LLP at 2 Savoy Court, London, WC2R 0EZ.

The Fund is dual priced; it has an offer (buying) price and a bid (selling) price and the difference between these (bid-offer spread) is dependent on the underlying holdings. This means the price investors buying and selling receive is reflective of the underlying transaction costs related to the subscription or redemption to avoid any dilution in the fund's value for existing investors. For a fuller explanation, please visit [www.liontrust.co.uk](http://www.liontrust.co.uk).

# Key Investor Information

This document provides you with key investor information about this Fund. It is not marketing material. The information is required by law to help you understand the nature and the risks of investing in this Fund. You are advised to read it so you can make an informed decision about whether to invest.

## M&G Emerging Markets Bond Fund

a sub-fund of M&G Investment Funds (3)

Sterling Class I – Accumulation shares ISIN no. GB00B7GNKY53

Managed by M&G Securities Limited

### Objective and investment policy

The fund aims to provide a combination of capital growth and income, net of the Ongoing Charge Figure, higher than that of a composite index over any five-year period.

The composite index is 1/3 JPM EMBI Global Diversified Index, 1/3 JPM CEMBI Broad Diversified Index and 1/3 JPM GBI-EM Global Diversified Index.

**Core investment:** At least 80% of the fund is invested, directly or through derivatives, in bonds issued by the governments, government-related institutions or companies of emerging markets. These bonds can be denominated in any currency, including emerging market currencies. The fund invests in bonds of any credit quality and may invest up to 100% in high yield bonds.

**Other investments:** The fund may invest in asset-backed securities, other funds (including funds managed by M&G) and cash or assets that can be turned into cash quickly.

**Derivatives usage:** For investment purposes and to reduce risk and cost.

**Strategy in brief:** The fund manager selects investments based on an assessment of global, regional, and country-specific macroeconomic factors, followed by indepth analysis of individual bond issuers. The fund is diversified by investing in a range of bonds across emerging markets.

**Benchmark:** A composite index comprising:

- 1/3 JPM EMBI Global Diversified Index
- 1/3 JPM CEMBI Broad Diversified Index
- 1/3 JPM GBI-EM Global Diversified Index

The benchmark is a target which the fund seeks to outperform. The composite index has been chosen as the benchmark as it best reflects the scope of the fund's investment policy. The benchmark does not constrain portfolio construction.

The fund is actively managed. The fund manager has complete freedom in choosing which investments to buy, hold and sell in the fund. The fund's holdings may deviate significantly from the benchmark's constituents.

For performance measurement purposes the benchmark is shown or hedged into the relevant share class currency.

**Additional information can be found on the M&G website, including:**

- a [glossary](#) providing an explanation of some terms used in this document.
- the Prospectus including the fund's objective and investment policy.

#### Other information

The fund may invest more than 35% in securities issued or guaranteed by a member state of the European Economic Area or other countries listed in the fund's Prospectus. This investment may be combined with the use of derivatives in pursuit of the fund's investment objective.

You can buy and sell shares in the fund on any business day. Instructions received before 12 noon will be dealt at that day's price.

Any income from the fund will be rolled up into the value of your investment.

In addition to the charges set out in the charges section, the fund will incur portfolio transaction costs which are paid from the assets of the fund. These can be higher when investing outside Europe.

**Recommendation:** This fund may not be appropriate for investors who plan to withdraw their money within 3 years.

### Risk and reward profile



■ The above risk and reward indicator is based on historical data and may not be a reliable indication of the future risk profile of this share class. This Share Class is categorised in risk class 4 because its Net Asset Value has shown medium rises and falls in value historically.

■ The risk number shown is not guaranteed and may change over time.

■ The lowest risk number does not mean risk free.

**The main risks that could affect performance are set out below:**

■ The value and income from the fund's assets will go down as well as up. This will cause the value of your investment to fall as well as rise. There is no guarantee that the fund will achieve its objective and you may get back less than you originally invested.

■ Investing in emerging markets involves a greater risk of loss due to greater political, tax, economic, foreign exchange, liquidity and regulatory risks, among other factors. There may be difficulties in buying, selling, safekeeping or valuing investments in such countries.

■ Investments in bonds are affected by interest rates, inflation and credit ratings. It is possible that bond issuers will not pay interest or return the capital. All of these events can reduce the value of bonds held by the fund.

■ The fund can be exposed to different currencies. Movements in currency exchange rates may adversely affect the value of your investment.

■ The fund may use derivatives to profit from an expected rise or fall in the value of an asset. Should the asset's value vary in an unexpected way, the fund will incur a loss. The fund's use of derivatives may be extensive and exceed the value of its assets (leverage). This has the effect of magnifying the size of losses and gains, resulting in greater fluctuations in the value of the fund.

■ In exceptional circumstances where assets cannot be fairly valued, or have to be sold at a large discount to raise cash, we may temporarily suspend the fund in the best interest of all investors.

■ The fund could lose money if a counterparty with which it does business becomes unwilling or unable to repay money owed to the fund.

■ Operational risks arising from a failure or delay in operational processes and systems, or the failure of a third party provider may affect the value of your investments. Where this results in compensation needing to be paid, this may be paid some time after the original loss is experienced.

Further details of the risks that apply to the fund can be found in the fund's Prospectus at [www.mandg.co.uk/literature](http://www.mandg.co.uk/literature)

## Charges

The charges shown in the table are used to pay the costs of running the fund, including the costs of marketing and distributing it. These charges reduce the potential growth of your investment.

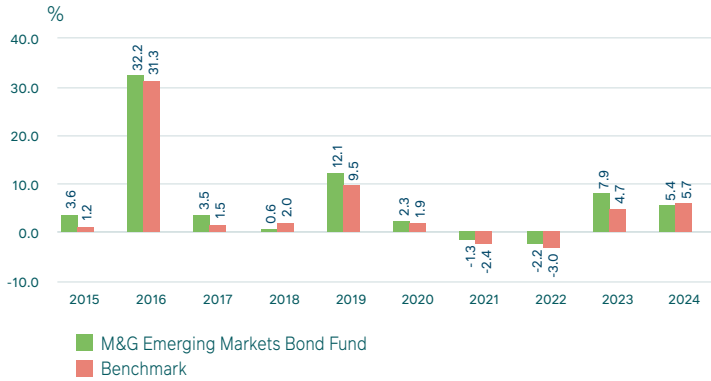
One-off charges taken before or after you invest	
Entry charge	0.00%
Exit charge	0.00%
This is the maximum that might be taken out of your money before it is invested or before the proceeds of your investment are paid out.	
Charges taken from the fund over a year	
Ongoing charge	0.68%
Charges taken from the fund under certain specific conditions	
Performance fee	None

The entry and exit charges shown are the maximum figures and, in some cases, you may pay less. You can find out the exact charges which apply to your investment by contacting your financial adviser or distributor or, if you have invested directly with us, you can contact us using the details given in the practical information section.

The ongoing charge is based on expenses for the period/year ending 30 June 2024. This figure may change from year to year. It excludes portfolio transaction costs. The charges are mostly, if not exclusively, the Annual Charge which may be discounted depending on the size of the fund. The Annual Charge without any discount is 0.70%. The fund's annual report for each financial year will include details on the exact charges made.

For more information on charges, please see the relevant sections of the Prospectus at [www.mandg.co.uk/literature](http://www.mandg.co.uk/literature)

## Past performance



- Past performance is not a guide to future performance.
- Performance calculation excludes UK taxes from 01 January 2017. It does not take into account the entry and exit charges but does take into account the ongoing charge, as shown in the charges section.
- The fund launched on 15 October 1999 and the Sterling Class I Accumulation share class launched on 19 April 2012.
- Performance is calculated using Sterling Class I Accumulation shares.
- Benchmark performance has been calculated in GBP.

### Benchmark:

12 February 2013 to 31 December 2024 - 1/3 JPM EMBI Global Diversified Index, 1/3 JPM CEMBI Broad Diversified Index, 1/3 JPM GBI-EM Global Diversified Index

## Practical information

The depositary is NatWest Trustee and Depositary Services Limited.

For more information about this fund, please visit [www.mandg.co.uk/literature](http://www.mandg.co.uk/literature) where you will find a copy of the Prospectus, Articles of Incorporation, and the latest annual or interim Investment Report and Financial Statements. These documents are in English and are available free of charge. Our website also provides other information such as share prices.

UK tax laws apply to the fund, and this may affect your personal tax position. Please speak to an adviser for more information.

M&G Securities Limited may be held liable solely on the basis of any statement contained in this document that is misleading, inaccurate or inconsistent with the relevant parts of the Prospectus for the fund.

The fund is a sub-fund of M&G Investment Funds (3), an umbrella Open Ended Investment Company (OEIC). The Prospectus, and annual or interim Investment Report and Financial Statements contain information about all of the sub-funds in M&G Investment Funds (3).

The assets of each sub-fund within the umbrella OEIC are segregated by law. This means that the assets belong exclusively to that sub-fund and shall not be used or made available to pay the debts of any other sub-fund or the umbrella OEIC.

You may switch between other sub-funds of M&G Investment Funds (3). An entry charge may apply. Details on switching are provided in the Important Information for Investors document and the fund's Prospectus, or by calling M&G Customer Relations on 0800 390 390.

Other share classes may exist for the fund as set out in the relevant Prospectus.

For up-to-date details of the staff remuneration policy that applies to M&G Securities Limited, including a description of how remuneration and benefits are calculated, the make-up of the remuneration committee, and the identities of persons responsible for awarding the remuneration and benefits, please visit [www.mandg.co.uk/remuneration](http://www.mandg.co.uk/remuneration). We will provide a paper copy of this information, free of charge, if you require one.

This Fund is authorised in the UK and regulated by the Financial Conduct Authority. M&G Securities Limited is authorised in the UK and regulated by the Financial Conduct Authority.

This key investor information is accurate as at 14 February 2025.

# Key Investor Information



This document provides you with key investor information about this Fund. It is not marketing material. The information is required by law to help you understand the nature and the risks of investing in this Fund. You are advised to read it so you can make an informed decision about whether to invest.

## M&G Global Dividend Fund

Sterling Class I – Accumulation shares ISIN no. GB00B39R2Q25

Managed by M&G Securities Limited

### Objective and investment policy

The fund aims to provide:

- an income distribution that increases every year;
- a dividend yield above that available from the MSCI ACWI Index over any five-year period; and
- a combination of capital growth and income, net of the Ongoing Charge Figure, that is higher than that of the MSCI ACWI Index over any five-year period.

**Core investment:** At least 70% of the fund is invested in the shares of companies, across any sector and of any size, from anywhere in the world.

**Other investments:** The fund may invest in other funds and cash or assets that can be turned into cash quickly.

**Derivatives usage:** To reduce risk and costs.

**Strategy in brief:** The fund manager focuses on companies with the potential to grow their dividends over the long term and selects stocks with different sources of dividend growth to build a fund that has the potential to cope in a variety of market conditions. When attempting to grow distributions, the fund manager's main focus is on delivering an increase in sterling terms.

**Benchmark:** MSCI ACWI Index

The benchmark is a target which the fund seeks to outperform. The index has been chosen as the fund's benchmark as it best reflects the scope of the fund's investment policy. The benchmark is used solely to measure the fund's performance and income objective and does not constrain the fund's portfolio construction.

The fund is actively managed. The fund manager has complete freedom in choosing which investments to buy, hold and sell in the fund. The fund's holdings may deviate significantly from the benchmark's constituents.

For performance measurement purposes the benchmark is shown or hedged into the relevant share class currency.

**Additional information can be found on the M&G website, including:**

- a [glossary](#) providing an explanation of some terms used in this document.
- the Prospectus including the fund's objective and investment policy.

#### Other information

You can buy and sell shares in the fund on any business day. Instructions received before 12 noon will be dealt at that day's price.

Any income from the fund will be rolled up into the value of your investment.

In addition to the charges set out in the charges section, the fund will incur portfolio transaction costs which are paid from the assets of the fund. These can be higher when investing outside Europe.

**Recommendation:** This fund may not be appropriate for investors who plan to withdraw their money within 5 years.

### Risk and reward profile



■ The above risk and reward indicator is based on historical data and may not be a reliable indication of the future risk profile of this share class. This Share Class is categorised in risk class 6 because its Net Asset Value has shown high rises and falls in value historically.

■ The risk number shown is not guaranteed and may change over time.

■ The lowest risk number does not mean risk free.

#### The main risks that could affect performance are set out below:

■ The value and income from the fund's assets will go down as well as up. This will cause the value of your investment to fall as well as rise. There is no guarantee that the fund will achieve its objective and you may get back less than you originally invested.

■ The fund holds a small number of investments, and therefore a fall in the value of a single investment may have a greater impact than if it held a larger number of investments.

■ The fund can be exposed to different currencies. Movements in currency exchange rates may adversely affect the value of your investment.

■ Investing in emerging markets involves a greater risk of loss due to greater political, tax, economic, foreign exchange, liquidity and regulatory risks, among other factors. There may be difficulties in buying, selling, safekeeping or valuing investments in such countries.

■ In exceptional circumstances where assets cannot be fairly valued, or have to be sold at a large discount to raise cash, we may temporarily suspend the fund in the best interest of all investors.

■ The fund could lose money if a counterparty with which it does business becomes unwilling or unable to repay money owed to the fund.

■ Operational risks arising from a failure or delay in operational processes and systems, or the failure of a third party provider may affect the value of your investments. Where this results in compensation needing to be paid, this may be paid some time after the original loss is experienced.

Further details of the risks that apply to the fund can be found in the fund's Prospectus at [www.mandg.co.uk/literature](http://www.mandg.co.uk/literature)

## Charges

The charges shown in the table are used to pay the costs of running the fund, including the costs of marketing and distributing it. These charges reduce the potential growth of your investment.

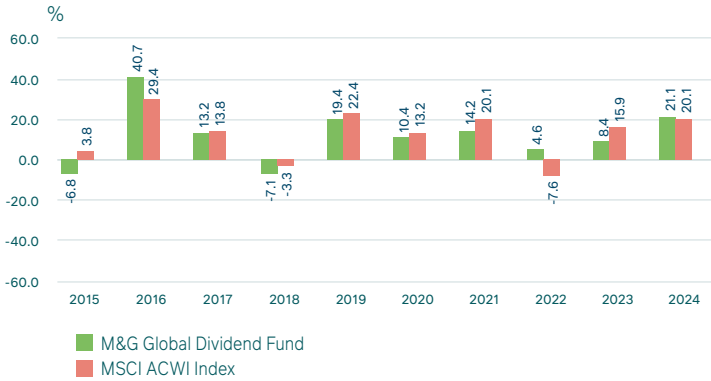
One-off charges taken before or after you invest	
Entry charge	0.00%
Exit charge	0.00%
This is the maximum that might be taken out of your money before it is invested or before the proceeds of your investment are paid out.	
Charges taken from the fund over a year	
Ongoing charge	0.66%
Charges taken from the fund under certain specific conditions	
Performance fee	None

The entry and exit charges shown are the maximum figures and, in some cases, you may pay less. You can find out the exact charges which apply to your investment by contacting your financial adviser or distributor or, if you have invested directly with us, you can contact us using the details given in the practical information section.

The ongoing charge is based on expenses for the period/year ending 30 September 2024. This figure may change from year to year. It excludes portfolio transaction costs. The charges are mostly, if not exclusively, the Annual Charge which may be discounted depending on the size of the fund. The Annual Charge without any discount is 0.70%. The fund's annual report for each financial year will include details on the exact charges made.

For more information on charges, please see the relevant sections of the Prospectus at [www.mandg.co.uk/literature](http://www.mandg.co.uk/literature)

## Past performance



- Past performance is not a guide to future performance.
- Performance calculation includes UK taxes. It does not take into account the entry and exit charges but does take into account the ongoing charge and the Performance fee, as shown in the charges section.
- The fund launched on 18 July 2008 and the Sterling Class I Accumulation share class launched on 18 July 2008.
- Performance is calculated using Sterling Class I Accumulation shares.
- Benchmark performance has been calculated in GBP.

## Practical information

- The depositary is NatWest Trustee and Depositary Services Limited.
- For more information about this fund, please visit [www.mandg.co.uk/literature](http://www.mandg.co.uk/literature) where you will find a copy of the Prospectus, Articles of Incorporation, and the latest annual or interim Investment Report and Financial Statements. These documents are in English and are available free of charge. Our website also provides other information such as share prices.
- UK tax laws apply to the fund, and this may affect your personal tax position. Please speak to an adviser for more information.
- M&G Securities Limited may be held liable solely on the basis of any statement contained in this document that is misleading, inaccurate or inconsistent with the relevant parts of the Prospectus for the fund.
- Other share classes may exist for the fund as set out in the relevant Prospectus.
- For up-to-date details of the staff remuneration policy that applies to M&G Securities Limited, including a description of how remuneration and benefits are calculated, the make-up of the remuneration committee, and the identities of persons responsible for awarding the remuneration and benefits, please visit [www.mandg.co.uk/remuneration](http://www.mandg.co.uk/remuneration). We will provide a paper copy of this information, free of charge, if you require one.

# Key Investor Information



This document provides you with key investor information about this Fund. It is not marketing material. The information is required by law to help you understand the nature and the risks of investing in this Fund. You are advised to read it so you can make an informed decision about whether to invest.

## M&G Japan Smaller Companies Fund

a sub-fund of M&G Investment Funds (1)  
Sterling Class I – Accumulation shares ISIN no. GB00B7FGLY29  
Managed by M&G Securities Limited

### Objective and investment policy

The fund aims to provide a combination of capital growth and income, net of the Ongoing Charge Figure, that is higher than Russell/Nomura Mid-Small Cap Index over any five-year period.

**Core investment:** At least 80% of the fund is invested in the shares of companies that are based, or do most of their business, in Japan. Smaller companies are defined as the bottom half in terms of total market capitalisation of all publicly listed companies in Japan. The fund is concentrated and usually holds shares in fewer than 60 companies.

**Other investments:** The fund may invest in other funds (including funds managed by M&G) and cash or assets that can be turned into cash quickly.

**Derivatives usage:** To reduce risk and costs.

**Strategy in brief:** The fund employs a disciplined approach to analyse and select each company. The strategy aims to benefit from the rise and fall of stock prices. The fund manager invests in companies whose shares are deemed to be undervalued because investors do not always assess investments rationally. The fund manager seeks to profit from such behavioural biases.

**Benchmark:** Russell/Nomura Mid-Small Cap Index

The benchmark is a target which the fund seeks to outperform. The index has been chosen as the fund's benchmark as it best reflects the scope of the fund's investment policy. The benchmark is used solely to measure the fund's performance and does not constrain the fund's portfolio construction.

The fund is actively managed. The fund manager has complete freedom in choosing which investments to buy, hold and sell in the fund. The fund's holdings may deviate significantly from the benchmark's constituents.

For performance measurement purposes the benchmark is shown or hedged into the relevant share class currency.

**Additional information can be found on the M&G website, including:**

- a [glossary](#) providing an explanation of some terms used in this document.
- the Prospectus including the fund's objective and investment policy.

### Other information

You can buy and sell shares in the fund on any business day. Instructions received before 12 noon will be dealt at that day's price.

Any income from the fund will be rolled up into the value of your investment.

In addition to the charges set out in the charges section, the fund will incur portfolio transaction costs which are paid from the assets of the fund. These can be higher when investing outside Europe.

**Recommendation:** This fund may not be appropriate for investors who plan to withdraw their money within 5 years.

### Risk and reward profile



■ The above risk and reward indicator is based on historical data and may not be a reliable indication of the future risk profile of this share class. This Share Class is categorised in risk class 6 because its Net Asset Value has shown high rises and falls in value historically.

■ The risk number shown is not guaranteed and may change over time.

■ The lowest risk number does not mean risk free.

### The main risks that could affect performance are set out below:

■ The value and income from the fund's assets will go down as well as up. This will cause the value of your investment to fall as well as rise. There is no guarantee that the fund will achieve its objective and you may get back less than you originally invested.

■ The fund invests in shares of smaller companies which may be less liquid and more volatile in price than shares of larger companies.

■ The fund holds a small number of investments, and therefore a fall in the value of a single investment may have a greater impact than if it held a larger number of investments.

■ The fund can be exposed to different currencies. Movements in currency exchange rates may adversely affect the value of your investment.

■ In exceptional circumstances where assets cannot be fairly valued, or have to be sold at a large discount to raise cash, we may temporarily suspend the fund in the best interest of all investors.

■ The fund could lose money if a counterparty with which it does business becomes unwilling or unable to repay money owed to the fund.

■ Operational risks arising from a failure or delay in operational processes and systems, or the failure of a third party provider may affect the value of your investments. Where this results in compensation needing to be paid, this may be paid some time after the original loss is experienced.

Further details of the risks that apply to the fund can be found in the fund's Prospectus at [www.mandg.co.uk/literature](http://www.mandg.co.uk/literature)

## Charges

The charges shown in the table are used to pay the costs of running the fund, including the costs of marketing and distributing it. These charges reduce the potential growth of your investment.

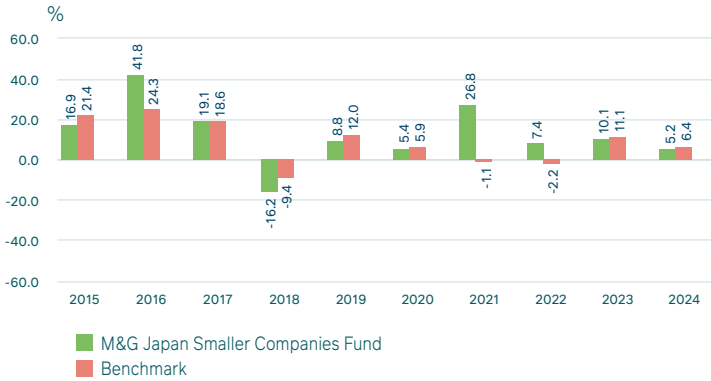
One-off charges taken before or after you invest	
Entry charge	0.00%
Exit charge	0.00%
This is the maximum that might be taken out of your money before it is invested or before the proceeds of your investment are paid out.	
Charges taken from the fund over a year	
Ongoing charge	0.70%
Charges taken from the fund under certain specific conditions	
Performance fee	None

The entry and exit charges shown are the maximum figures and, in some cases, you may pay less. You can find out the exact charges which apply to your investment by contacting your financial adviser or distributor or, if you have invested directly with us, you can contact us using the details given in the practical information section.

The ongoing charge is based on expenses for the period/year ending 30 August 2024. This figure may change from year to year. It excludes portfolio transaction costs. The charges are mostly, if not exclusively, the Annual Charge which may be discounted depending on the size of the fund. The Annual Charge without any discount is 0.70%. The fund's annual report for each financial year will include details on the exact charges made.

For more information on charges, please see the relevant sections of the Prospectus at [www.mandg.co.uk/literature](http://www.mandg.co.uk/literature)

## Past performance



- Past performance is not a guide to future performance.
- Performance calculation includes UK taxes. It does not take into account the entry and exit charges but does take into account the ongoing charge and the Performance fee, as shown in the charges section.
- The fund launched on 15 May 1984 and the Sterling Class I Accumulation share class launched on 03 August 2012.
- Performance is calculated using Sterling Class I Accumulation shares.
- Benchmark performance has been calculated in GBP.

### Benchmark:

01 January 2015 to 27 March 2013 - TSE Second Section Index  
28 March 2013 to 31 December 2024 - Russell/Nomura Mid-Small Cap Index

## Practical information

The depositary is NatWest Trustee and Depositary Services Limited.
For more information about this fund, please visit <a href="http://www.mandg.co.uk/literature">www.mandg.co.uk/literature</a> where you will find a copy of the Prospectus, Articles of Incorporation, and the latest annual or interim Investment Report and Financial Statements. These documents are in English and are available free of charge. Our website also provides other information such as share prices.
UK tax laws apply to the fund, and this may affect your personal tax position. Please speak to an adviser for more information.
M&G Securities Limited may be held liable solely on the basis of any statement contained in this document that is misleading, inaccurate or inconsistent with the relevant parts of the Prospectus for the fund.
The fund is a sub-fund of M&G Investment Funds (1), an umbrella Open Ended Investment Company (OEIC). The Prospectus, and annual or interim Investment Report and Financial Statements contain information about all of the sub-funds in M&G Investment Funds (1).
The assets of each sub-fund within the umbrella OEIC are segregated by law. This means that the assets belong exclusively to that sub-fund and shall not be used or made available to pay the debts of any other sub-fund or the umbrella OEIC.
You may switch between other sub-funds of M&G Investment Funds (1). An entry charge may apply. Details on switching are provided in the Important Information for Investors document and the fund's Prospectus, or by calling M&G Customer Relations on 0800 390 390.
Other share classes may exist for the fund as set out in the relevant Prospectus.
For up-to-date details of the staff remuneration policy that applies to M&G Securities Limited, including a description of how remuneration and benefits are calculated, the make-up of the remuneration committee, and the identities of persons responsible for awarding the remuneration and benefits, please visit <a href="http://www.mandg.co.uk/remuneration">www.mandg.co.uk/remuneration</a> . We will provide a paper copy of this information, free of charge, if you require one.

This document provides you with key investor information about this fund. It is not marketing material. The information is required by law to help you understand the nature and the risks of investing in this fund. You are advised to read it so you can make an informed decision about whether to invest.

# Schroder US Smaller Companies Fund

an Authorised Unit Trust of Schroder Unit Trusts Limited

Class Z Accumulation GBP (GB00B7LDL923)

This fund is managed by Schroder Unit Trusts Limited, which is a member of the Schroders Group.

## Objectives and investment policy

### Objectives

The fund aims to provide capital growth in excess of the Russell 2000 Lagged (Net Total Return) Index (after fees have been deducted) over a 3 to 5 year period by investing in equities of small-sized US companies.

### Investment policy

The fund is actively managed and invests at least 80% of its assets in equities of small-sized US companies. These are companies that, at the time of purchase, are similar in size to those comprising the bottom 20% by market capitalisation of the North American equity market. The fund may invest in small-sized Canadian companies.

The small cap universe is an extensive, diverse and constantly changing area of the North American market. The investment manager believes smaller companies offer investors exposure to some niche growth areas that, often, cannot be accessed through large companies. They also tend to grow more rapidly than larger companies.

The fund may also invest directly or indirectly in other securities (including in other asset classes), countries, regions, industries or currencies, collective

investment schemes (including Schroder funds), warrants and money market instruments, and hold cash.

The fund may use derivatives with the aim of reducing risk and managing the fund more efficiently.

### Benchmark

The fund's performance should be assessed against its target benchmark, being to exceed the Russell 2000 Lagged (Net Total Return) Index, and compared against the Investment Association North American Smaller Companies sector average return. The investment manager invests on a discretionary basis and is not limited to investing in accordance with the composition of the benchmark.

### Dealing frequency

You may redeem your investment upon demand. This fund deals daily.

### Distribution policy

This unit class accumulates income received from the fund's investments, meaning it is kept in the fund and its value is reflected in the price of the unit class.

## Risk and reward profile



### The risk and reward indicator

The risk category was calculated using historical performance data and may not be a reliable indicator of the fund's future risk profile.

The fund's risk category is not guaranteed to remain fixed and may change over time.

A fund in the lowest category does not mean a risk-free investment.

The fund is in this category because it can take higher risks in search of higher rewards and its price may rise and fall accordingly.

### Risk factors

Performance risk: Investment objectives express an intended result but there is no guarantee that such a result will be achieved. Depending on market conditions and the macro economic environment, investment objectives may become more difficult to achieve.

Performance risk: Investment objectives express an intended result but there is no guarantee that such a result will be achieved. Depending on market conditions and the macro economic environment, investment objectives may become more difficult to achieve.

Concentration risk: The fund may be concentrated in a limited number of

geographical regions, industry sectors, markets and/or individual positions. This may result in large changes in the value of the fund, both up or down.

Counterparty risk: The fund may have contractual agreements with counterparties. If a counterparty is unable to fulfil their obligations, the sum that they owe to the fund may be lost in part or in whole.

Currency risk: If the fund's investments are denominated in currencies different to the fund's base currency, the fund may lose value as a result of movements in foreign exchange rates, otherwise known as currency rates. If the investor holds a share class in a different currency to the base currency of the fund, investors may be exposed to losses as a result of movements in currency rates.

Derivatives risk: Derivatives, which are financial instruments deriving their value from an underlying asset, may be used to manage the portfolio efficiently. A derivative may not perform as expected, may create losses greater than the cost of the derivative and may result in losses to the fund.

Liquidity risk: In difficult market conditions, the fund may not be able to sell a security for full value or at all. This could affect performance and could cause the fund to defer or suspend redemptions of its shares, meaning investors may not be able to have immediate access to their holdings.

Smaller companies risk: Smaller companies generally carry greater liquidity risk than larger companies, meaning they are harder to buy and sell, and they may also fluctuate in value to a greater extent.

Operational risk: Operational processes, including those related to the safekeeping of assets, may fail. This may result in losses to the fund.

## Charges

One-off charges taken before or after you invest	
Entry charge	None
Exit charge	None
This is the maximum that might be taken out of your money before it is invested or before the proceeds of your investment are paid out.	
Charges taken from the fund over a year	
Ongoing charges	0.92%
Charges taken from the fund under certain specific conditions	
Performance fee	
None	

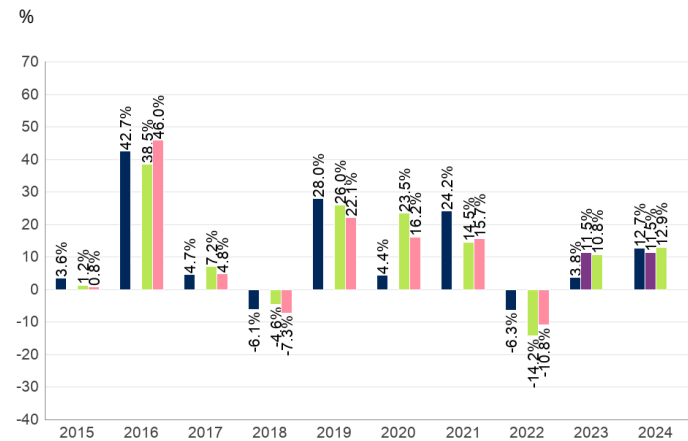
The charges you pay are used to pay the costs of running the fund, including the costs of marketing and distributing it. These charges reduce the potential growth of your investment.

The entry and exit charges shown are maximum figures and in some cases you might pay less. You can find out the actual entry and exit charges from your financial advisor.

The ongoing charges figure is based on the last year's expenses for the year ending December 2024 and may vary from year to year. The ongoing charge figure excludes portfolio transaction costs. The charges are mostly, if not exclusively, the Schroders Annual Charge (as may be discounted for retail unit classes depending on the size of the fund) but certain additional expenses may be charged as set out in the prospectus. The Schroders Annual Charge (without any discount) for this unit class of the fund is 0.92%. The fund's annual report for each financial year will include details on the exact charges made including any discounts.

Please see the prospectus for more details about the charges.

## Past performance



Please note that the fund's investment objective, policy and benchmark were changed on 01 July 2023. The past performance in the above table is based on the fund's investment objective, policy and benchmark (target benchmark: Russell 2000 Lagged (Gross Total Return) index) in place prior to this date. Going forward, this table will show past performance from this date based on the new investment objective, policy and benchmark (target benchmark: Russell 2000 Lagged (Net Total Return) index).

- Z Accumulation GBP (GB00B7LDL923)
- Russell 2000 Lagged (Net Total Return) Index
- Investment Association North American Smaller Companies sector average
- Russell 2000 Lagged (Gross Total Return) Index

In case a share class is created after the fund's launch date, a simulated past performance is shown, based upon the performance of an existing share class within the fund, taking into account the difference in the ongoing charges and the portfolio transaction costs, and including the impact of any performance fees if applicable.

Past performance is not a guide to future performance and may not be repeated. The value of investments may go down as well as up and you may not get back the amount you originally invested.

The chart shows performance in British pound after the ongoing charges and the portfolio transaction costs have been paid.

The fund was launched on 14/02/1990.

The shareclass was launched on 10/02/2012.

Performance figures are only available since the launch of the respective share class.

## Practical information

**Trustee:** J. P. Morgan Europe Ltd.

**Further Information:** You can get further information about this fund, including the prospectus, latest annual report, any subsequent half-yearly reports and the latest price of units from [www.schroders.com/ukinvestor](http://www.schroders.com/ukinvestor) and from Schroders, PO Box 1402, Sunderland, SR43 4AF, England, telephone 0800 182 2399. They are in English, free of charge.

**Tax legislation:** The fund is subject to UK tax legislation which may have an impact on your personal tax position.

**Liability:** Schroder Unit Trusts Ltd may be held liable solely on the basis of any statement contained in this document that is misleading, inaccurate or inconsistent with the relevant parts of the fund's prospectus.

**Switches:** Subject to conditions, you may apply to switch your investment into another unit class within this fund or in another Schroder fund. Please see the

prospectus for more details.

**Remuneration Policy:** A summary of Schroders' remuneration policy and related disclosures is at [www.schroders.com/remuneration-disclosures](http://www.schroders.com/remuneration-disclosures). A paper copy is available free of charge upon request. The policy includes a description of how remuneration and benefits are calculated & the identities of persons responsible for awarding the remuneration and benefits.

**Glossary:** You can find an explanation of some of the terms used in this document at [www.schroders.com/ukinvestor/glossary](http://www.schroders.com/ukinvestor/glossary).

**Benchmark:** The target benchmark has been selected because it is representative of the type of investments in which the fund is likely to invest, and it is, therefore, an appropriate target in relation to the return that the fund aims to provide. The comparator benchmark has been selected because the investment manager believes that this benchmark is a suitable comparison for performance purposes given the fund's investment objective.

# Key Investor Information

This document provides you with the key investor information about this Fund. It is not marketing material. The information is required by law to help you understand the nature and the risks of investing in this Fund. You are advised to read it so you can make an informed decision about whether to invest.

## WS Ruffer Diversified Return Fund (the "Fund"), I Accumulation, a fund within WS Ruffer Managed Funds (the "Company") (ISIN: GB00BMWQLQW82)

Waystone Management (UK) Limited is the Authorised Corporate Director of the Fund

### Objective and investment policy

#### Objective

To achieve a positive return (an increase in value of the Fund) with a focus on capital preservation in all market conditions after all costs and charges have been taken, over any 12 month period.

There is no guarantee that the objective will be met over any time period and you may get back less than you invest.

#### Investment Policy

To invest globally, including emerging markets (which are countries whose economies are progressing towards becoming advanced) in the following asset classes: equities (company shares), bonds (loans to either a company or government that usually pay interest), alternative investments (property and precious metals), money market instruments (which are short term loans that pay interest) and cash. As part of the equity exposure, the Fund may invest in Investment Trusts. Investment in open-ended Funds is limited to 10% of total assets by value.

The Investment Manager seeks to create a balanced portfolio by investing in both protective assets, such as bonds, derivatives and cash, and growth assets, such as equities. The Investment Manager seeks to identify opportunities where the potential rewards outweigh the potential risks through analysis of a company's markets, product/service offering, competitive position, financial strength and competence of its management.

Other features of the Fund:

- The Fund is actively managed. The Investment Manager uses its expertise to select investments for the Fund and has the discretion to invest without the need to adhere to a particular benchmark.
- The Fund may invest in other funds (including those managed by the Manager, the Investment Manager and their associates).
- The Fund will not invest directly in alternative assets, but by using for example other Funds.
- The Fund can invest across different geographic regions, industry sectors and market capitalisations without limitation.
- You can buy and sell shares in the Fund on each business day.
- Income from the Fund will be added to the value of your investment.
- Derivatives (whose value is linked to that of another investment, e.g. company shares, currencies) may be used for investment purposes and to manage the risk profile of the Fund.
- Recommendation: This Fund may not be appropriate for investors who plan to withdraw their money within 5 years.

### Risk and reward profile



- This indicator shows how much a Fund may have risen and fallen in the past, and therefore how much a fund's returns may have varied. It is a measure of the Fund's volatility. As the Fund has less than 5 years price history, this calculation incorporates the volatility of an appropriate benchmark index. The higher a fund's past volatility the higher the number on the scale and the greater the risk that investors in that fund may have made losses as well as gains.
- The Fund has been classed as 5 because its volatility has been measured as above average.
- This indicator is based on historical data and may not be a reliable indication of the future risk profile of this Fund.
- The risk and reward profile shown is not guaranteed to remain the same and may shift over time. The lowest number on the scale does not mean that a fund is risk free.
- Currency Risk: As the Fund can be exposed to different currencies, changes in exchange rates may decrease the value of your investment.
- Counterparty Risk: The failure of a firm involved in a transaction with the Fund or providing services to the Fund may expose the Fund to financial loss.
- Emerging Markets Risk: The Fund may invest in emerging markets, which are markets in countries that are developing. Emerging markets may have more political and economic risks than developed markets, resulting in price movements that may cause a loss to the Fund.
- Changes in Interest Rate Risk: A rise in interest rates generally cause bond prices to fall.
- Credit Risk: The value of a bond may be affected by its credit rating, the lower the rating the higher the risk of the issuer not paying interest or repaying the loan.
- Liquidity Risk: The Fund may invest in assets where, in difficult market conditions, there is an increased risk that a position cannot be bought or sold in a timely manner or at a reasonable price and the Manager may suspend dealing in the Fund.
- Derivatives Risk: A derivative may not perform as expected and may create losses greater than its cost.
- Alternative Investment Risk: The Fund may invest in other investment vehicles to gain indirect exposure to alternative assets such as property and precious metals. Exposure to such investments can involve a higher degree of risk that may increase the risk of investment loss. The performance of such vehicles can be volatile and there is a risk that investors may experience a delay in receiving redemption proceeds.
- For more information about the Fund's risks please see the Risk Factors section of the prospectus which is available at [www.waystone.com](http://www.waystone.com).

## Charges for this Fund

The charges you pay are used to pay the costs of running the Fund. These charges reduce the potential growth of your investment.

One-off charges taken before or after you invest	
Entry Charge	None
Exit Charge	None
Charges taken from the Fund over the year	
Ongoing Charges	0.92%
Charges taken from the Fund under certain specific conditions	
Performance Fee	None

The ongoing charges figure is based on fund's expenses as at 15 September 2024. This figure may vary from year to year. The ongoing charges are taken from the income of the Fund.

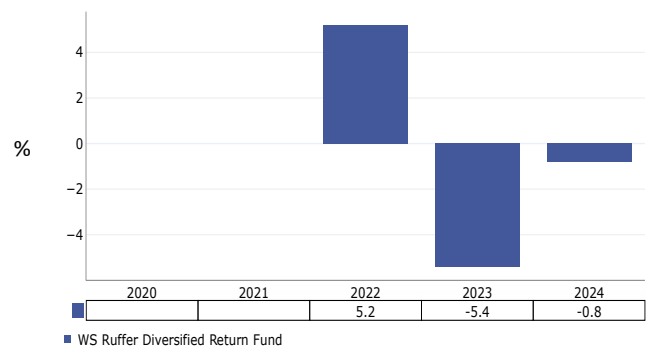
They exclude portfolio transaction costs, except in the case of an entry/exit charge paid by the Fund when buying or selling units in another collective investment undertaking.

Where open-ended funds are a material portion of the Fund's portfolio we also include their ongoing charges in the calculation.

You may also be charged a dilution adjustment (an adjustment to cover dealing costs incurred by the Fund) on entry to or exit from the Fund.

For more information on the Fund's charges please refer to the Fund's Prospectus and the Enhanced Costs and Charges document available at [www.waystone.com](http://www.waystone.com).

## Past performance



- Past performance is not a guide to future performance.
- The past performance in the chart shown opposite is net of tax and charges but excludes the entry charge that may be paid on the purchase of an investment.
- The Fund was launched in September 2021.
- The share class was launched on 1 September 2021.
- Past performance takes into account all charges and costs

## Practical information

WS Ruffer Managed Funds	This key investor information document describes a fund within the Company. The prospectus and periodic reports are prepared for the entire company.
Documents	You can obtain further detailed information regarding the Fund and the Company's latest Value Assessment report, its Prospectus, latest annual reports and any subsequent half yearly reports free of charge from the Authorised Corporate Director by calling 0345 601 9610 or visiting <a href="http://www.waystone.com">www.waystone.com</a> and also by request in writing to Waystone Management (UK) Limited, PO Box 389, Darlington, DL1 9UF. Details of Waystone Management (UK) Limited remuneration policy (including a description of how remuneration and benefits are calculated and the composition of the remuneration committee) are available at <a href="http://www.waystone.com">www.waystone.com</a> or by requesting a paper copy free of charge (see above for contact details).
Prices of shares and further Information	You can check the latest prices by calling 0345 601 9610 or by visiting our website <a href="http://www.waystone.com">www.waystone.com</a> .
Right to switch	Subject to any restrictions on the eligibility of investors for a share class, a shareholder in one fund may be able to switch all or some of his shares in one fund for shares in another fund in the company. See the prospectus for full details.
Fund Segregation	The Company is an umbrella fund with segregated liability between funds. This means that the holdings of this Fund are maintained separately under UK law from the holdings of other funds of the Company and your investment in this Fund will not be affected by any claims against another fund of the Company.
Depository	The Bank of New York Mellon (International) Limited
Tax	UK tax legislation may have an impact on your personal tax position.
Liability	Waystone Management (UK) Limited may be held liable solely on the basis of any statement contained in this document that is misleading, inaccurate or inconsistent with the relevant parts of the prospectus for the Company.

This Fund is authorised in the United Kingdom and regulated by the Financial Conduct Authority (FCA). Waystone Management (UK) Limited is authorised in the United Kingdom and regulated by the FCA.

This key investor information is accurate as at 18/02/2025.