

Key Investor Information



This document provides you with key investor information about this fund. It is not marketing material. The information is required by law to help you understand the nature and the risks of investing in this fund. You are advised to read it so you can make an informed decision about whether to invest.

ASI Emerging Markets Income Equity Fund, a Sterling denominated sub fund of the Aberdeen Standard OEIC II, Platform 1 Inc Shares (ISIN: GB00B8N1FM23). This fund is managed by Aberdeen Standard Fund Managers Limited.

OBJECTIVES AND INVESTMENT POLICY

Investment Objective

To generate income and some growth over the long term (5 years or more) by investing in emerging market equities (company shares).

Performance Target: To deliver a yield greater than that of the MSCI Emerging Markets Index over a rolling five year period (before charges) and achieve a return in excess of the MSCI Emerging Markets Index over a rolling five year period (before charges). The Performance Target is the level of performance that the management team hopes to achieve for the fund. There is however no certainty or promise that they will achieve the Performance Target.

The ACD believes this is an appropriate target for the fund based on the investment policy of the fund and the constituents of the index.

Investment Policy

Portfolio Securities

- The fund will invest at least 70% in equities and equity related securities of companies listed, incorporated or domiciled in emerging market countries, or companies that derive a significant proportion of their revenues or profits from emerging market operations or have a significant proportion of their assets there.
- Emerging markets include Asian, Eastern European, Middle Eastern, African or Latin American countries.
- The fund may also invest up to 10% in bonds (loans to companies).
- The fund may also invest in other funds (including those managed by Aberdeen Standard Investments) and money-market instruments, and cash.

Management Process

- The management team use their discretion (active management) to maintain a diverse asset mix at country, sector and stock level.
- Their primary focus is on stock selection using research techniques to select individual holdings. Given the fund's income objective, the management team place particular emphasis on understanding

business fundamentals and dynamics and the impact this has on cash flow generation and the company's ability to allocate cash effectively.

- In seeking to achieve the Performance Target, the MSCI Emerging Markets Index is used as a reference point for portfolio construction and as a basis for setting risk constraints. The expected variation ("tracking error") between the returns of the fund and the index is not ordinarily expected to exceed 9%. Due to the income nature of the management process, the fund's performance profile may deviate significantly from that of the MSCI Emerging Markets Index.

Derivatives and Techniques


- The fund may use derivatives to reduce risk, reduce cost and/or generate additional income or growth consistent with the risk profile of the fund (often referred to as "Efficient Portfolio Management").
- Derivative usage in the fund is expected to be very limited. Where derivatives are used, this would mainly be in response to significant inflows into the fund so that in these instances, cash can be invested while maintaining the fund's existing allocations to company shares.

Investors in the fund may buy and sell shares on any dealing day (as defined in the Prospectus).

If you invest in income shares, income from investments in the fund will be paid out to you. If you invest in accumulation shares, income will be added to the value of your shares.

Recommendation: the fund may not be appropriate for investors who plan to withdraw their money within five years. Investors should satisfy themselves that their attitude to risk aligns with the risk profile of this fund before investing.

RISK AND REWARD PROFILE



This indicator reflects the volatility of the fund's share price over the last five years which in turn reflects the volatility of the underlying assets in which the fund invests. Historical data may not be a reliable indication for the future.

The current rating is not guaranteed and may change if the volatility of the assets in which the fund invests changes. The lowest rating does not mean risk free.

The fund is rated as 6 because of the extent to which the following risk factors apply:

- The fund invests in equity and equity related securities. These are sensitive to variations in the stock markets which can be volatile and change substantially in short periods of time.
- The fund invests in emerging market equities and / or bonds. Investing in emerging markets involves a greater risk of loss than investing in more developed markets due to, among other factors, greater political, tax, economic, foreign exchange, liquidity and regulatory risks.
- The fund may invest in companies with Variable Interest Entity (VIE) structures in order to gain exposure to industries with foreign ownership restrictions. There is a risk that investments in these structures may be adversely affected by changes in the legal and regulatory framework.
- Investing in China A shares involves special considerations and risks, including greater price volatility, a less developed regulatory and legal framework, exchange rate risk/controls, settlement, tax, quota, liquidity and regulatory risks.
- The fund invests in securities which are subject to the risk that the issuer may default on interest or capital payments.
- The fund price can go up or down daily for a variety of reasons including changes in interest rates, inflation expectations or the perceived credit quality of individual countries or securities.
- The use of derivatives carries the risk of reduced liquidity, substantial

loss and increased volatility in adverse market conditions, such as a failure amongst market participants. The use of derivatives may result in the fund being leveraged (where market exposure and thus the potential for loss by the fund exceeds the amount it has invested) and in these market conditions the effect of leverage will be to magnify losses.

All investment involves risk. This fund offers no guarantee against loss or that the fund's objective will be attained.

The price of assets and the income from them may go down as well as up and cannot be guaranteed; an investor may receive back less than their original investment.

Inflation reduces the buying power of your investment and income.

The value of assets held in the fund may rise and fall as a result of exchange rate fluctuations.

The fund could lose money if an entity (counterparty) with which it does business becomes unwilling or unable to honour its obligations to the fund.

In extreme market conditions some securities may become hard to value or sell at a desired price. This could affect the fund's ability to meet redemptions in a timely manner.

The fund could lose money as the result of a failure or delay in operational processes and systems including but not limited to third party providers failing or going into administration.

CHARGES

The charges you pay are used to pay the costs of running the fund including marketing and distributing it. These charges reduce the potential growth of your investment.

One-off charges taken before or after you invest

Entry charge	0.00%
Exit charge	0.00%

These are the maximum charges that we might take out of your money before it is invested and before we pay out the sale proceeds of your investment. In some cases, you might pay less and you should speak to your financial adviser about this.

Charges taken from the fund over a year

Ongoing charges	0.93%
-----------------	-------

Charges taken from the fund under certain specific conditions

Performance fee	0.00%
-----------------	-------

The entry and exit charges shown are maximum figures. In some cases you might pay less – you can find this out from your financial adviser. The Ongoing Charges figure reflects the amount based on the expenses within the annual report for each financial year. This figure may vary from year to year. It excludes: performance fees (where applicable); portfolio transaction costs, except in the case of an entry/exit charge paid by the fund when buying or selling in another collective investment undertaking.

Where the Fund invests in an open-ended collective investment scheme which is operated or managed by the ACD/the Manager or an associate of the ACD/the Manager, no additional annual management charge will be incurred by the Fund on such an investment.

The annual report for each financial year will include detail on the exact charges made.

The Ongoing Charge figure is as at 28/02/2021.

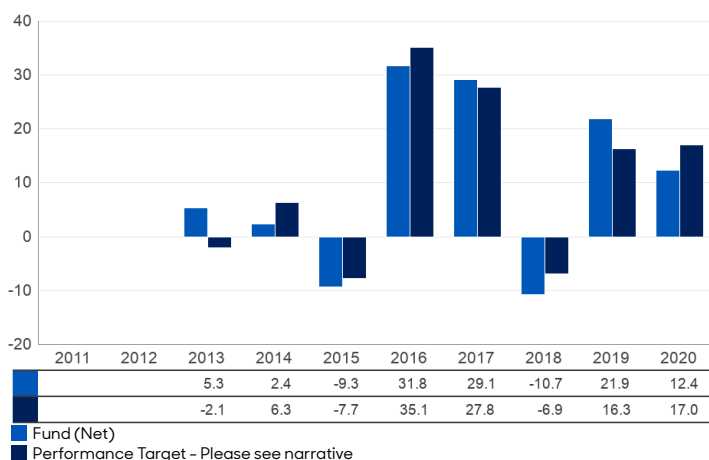
A switching charge may be applied in accordance with the Prospectus. For more information about charges please see Prospectus.

Further information on the charges can be found in the Prospectus.

PAST PERFORMANCE

ASI Emerging Markets Income Equity Fund, Platform 1 Inc Shares, 31 December 2020

% Returns



Past performance is not a guide to future performance.

Performance is net of charges and does not take into account any entry, exit or switching charges but does take into account the ongoing charge, as shown in the Charges section.

Performance is calculated in GBP.

The fund was launched in 2012. The share/unit class was launched in 2012.

Performance Target – MSCI Emerging Markets (GBP) +2.00%.

PRACTICAL INFORMATION

Name of Depositary: Citibank UK Limited, Citigroup Centre, Canada Square, Canary Wharf, London E14 5LB.

Further information about Aberdeen Standard OEIC II (Prospectus, report & accounts) can be found at www.aberdeenstandard.com, where documents may be obtained free of charge.

Other practical information (e.g. where to find latest share prices) can be found in documents held at www.aberdeenstandard.com.

Details of the up to date remuneration policy which includes a description of how remuneration and benefits are calculated, the identities of the persons responsible for awarding remuneration and benefits and the composition of the remuneration committee, are available at www.aberdeenstandard.com and a paper copy will be available free of charge upon request from Aberdeen Standard Fund Managers Limited.

Prospective investors should consult their own professional advisers on the potential tax consequences of acquiring, holding or selling shares. Aberdeen Standard Fund Managers Limited may be held liable solely on the basis of any statement contained in this document that is misleading, inaccurate or inconsistent with the relevant parts of the Prospectus for the Aberdeen Standard OEIC II.

Other share classes are available in the fund and further information about these can be found in the Aberdeen Standard OEIC II Prospectus. Aberdeen Standard OEIC II is an umbrella structure comprising a number of different sub funds, one of which is this fund.

This document is specific to the fund and share class stated at the beginning of this document. However, the Prospectus, annual and half-yearly reports are prepared for the entire umbrella.

The assets of a sub fund within the umbrella belong exclusively to that sub fund and shall not be used or made available to discharge (directly or indirectly) the liabilities of, or claims against, any other person or body including Aberdeen Standard OEIC II and any other sub fund. Any liability incurred on behalf of or attributable to any sub fund shall be discharged solely out of the assets of that sub fund.

Investors may switch their shares in the fund for shares in another sub fund within the Aberdeen Standard OEIC II. For further information please refer to the prospectus (section on 'Switching') which can be found at www.aberdeenstandard.com.

Aberdeen Standard OEIC II and Aberdeen Standard Fund Managers Limited are authorised in the United Kingdom and regulated by the Financial Conduct Authority. This key investor information is accurate as at 23/10/2021.

Standard Life Investments Limited is registered in Scotland (SC123321) at 1 George Street Edinburgh EH2 2LL and is authorised and regulated by the Financial Conduct Authority in the United Kingdom.

This document provides you with key investor information about this fund. It is not marketing material. The information is required by law to help you understand the nature and the risks of investing in this fund. You are advised to read it so you can make an informed decision about whether to invest.

ASI Sterling Money Market Fund I Inc (ISIN GB00B1C42449) A sub-fund of Aberdeen Standard OEIC I. Aberdeen Standard Fund Managers Limited is the Authorised Corporate Director that manages the Fund.

OBJECTIVES AND INVESTMENT POLICY

Investment Objective
The fund aims to generate income and preserve some capital over the short term (2 years or less) by investing in cash deposits and money market instruments.
Performance Target: The fund targets a return equivalent to SONIA. The Performance Target is the level of performance that the management team hopes to achieve for the fund. There is however no certainty or promise that they will achieve the Performance Target. SONIA has been chosen as a proxy for the return from cash deposits.

Investment Policy
Portfolio Securities

- The fund invests at least 80% in cash deposits and money market instruments.
- The fund may also invest in reverse repos, securitisations and asset-backed commercial paper.
- The fund may also invest in other funds (including those managed by Aberdeen Standard Investments).
- The fund qualifies as a money-market fund under the MMF Regulation and more specifically as a Standard VNAV MMF.

generate extra income or growth consistent with the risk profile of the fund (often referred to as "Efficient Portfolio Management").

- Derivatives include instruments used to manage expected changes in investments.

Investors in the fund may buy and sell shares on any dealing day (as defined in the Prospectus).
If you invest in income shares, income from investments in the fund will be paid out to you. If you invest in accumulation shares, income will be added to the value of your shares.
Recommendation: the fund may not be appropriate for investors who plan to withdraw their money within two years. Investors should satisfy themselves that their attitude to risk aligns with the risk profile of this fund before investing.

Management Process

- The management team use their discretion (active management) to maintain a diverse asset mix at country, sector and company level.
- The fund is managed in line with the MMF Regulation which is used as a reference for portfolio management and risk monitoring of the fund. For example, constraints include limits on the average maturity of the portfolio.

Derivatives and Techniques

- The fund may use derivatives to reduce risk, reduce cost and/ or

RISK AND REWARD PROFILE



The fund could lose money as the result of a failure or delay in operational processes and systems including but not limited to third party providers failing or going into administration.

This indicator reflects the volatility of the fund's share price over the last five years which in turn reflects the volatility of the underlying assets in which the fund invests. Historical data may not be a reliable indication for the future.

The current rating is not guaranteed and may change if the volatility of the assets in which the fund invests changes. The lowest rating does not mean risk free.

The fund is rated as 1 because of the extent to which the following risk factors apply:

- The fund invests in securities which are subject to the risk that the issuer may default on interest or capital payments.
- The use of derivatives carries the risk of reduced liquidity, substantial loss and increased volatility in adverse market conditions, such as a failure amongst market participants. The use of derivatives may result in the fund being leveraged (where market exposure and thus the potential for loss by the fund exceeds the amount it has invested) and in these market conditions the effect of leverage will be to magnify losses.
- The fund price can go up or down daily for a variety of reasons including changes in interest rates, inflation expectations or the perceived credit quality of individual countries or securities.
- The fund may hold money-market instruments, the value of which may be subject to adverse movements in extreme market conditions.

All investment involves risk. This fund offers no guarantee against loss or that the fund's objective will be attained.

The price of assets and the income from them may go down as well as up and cannot be guaranteed; an investor may receive back less than their original investment.

Inflation reduces the buying power of your investment and income.

The value of assets held in the fund may rise and fall as a result of exchange rate fluctuations.

The fund could lose money if an entity (counterparty) with which it does business becomes unwilling or unable to honour its obligations to the fund.

In extreme market conditions some securities may become hard to value or sell at a desired price. This could affect the fund's ability to meet redemptions in a timely manner.

CHARGES

The charges you pay are used to pay the costs of running the fund including marketing and distributing it. These charges reduce the potential growth of your investment.

One-off charges taken before or after you invest

Entry charge	0.00%
Exit charge	0.00%

These are the maximum charges that we might take out of your money before it is invested and before we pay out the sale proceeds of your investment. In some cases, you might pay less and you should speak to your financial adviser about this.

Charges taken from the fund over a year

Ongoing charges	0.15%
-----------------	-------

Charges taken from the fund under certain specific conditions

Performance fee	0.00%
-----------------	-------

The Ongoing Charges figure reflects the amount based on the expenses within the annual report for each financial year. This figure may vary from year to year. It excludes: performance fees (where applicable); portfolio transaction costs, except in the case of an entry/exit charge paid by the fund when buying or selling in another collective investment undertaking.

Where the Fund invests in an open-ended collective investment scheme which is operated or managed by the ACD/the Manager or an associate of the ACD/the Manager, no additional annual management charge will be incurred by the Fund on such an investment.

The annual report for each financial year will include detail on the exact charges made.

The Ongoing Charge figure is as at 31/07/2021.

A switching charge may be applied in accordance with the Prospectus.

For more information about charges please see Prospectus.

Further information on the charges can be found in the Prospectus.

PAST PERFORMANCE

ASI Sterling Money Market Fund, I Inc, 31 December 2020

% Returns



Past performance is not a guide to future performance.

Performance is net of charges and does not take into account any entry, exit or switching charges but does take into account the ongoing charge, as shown in the Charges section.

Performance is calculated in GBP.

The fund was launched in 1990. The share/unit class was launched in 2007.

Performance Target - SONIA.

PRACTICAL INFORMATION

This document describes only one share class and other share classes are available. Information on how to buy, sell and switch shares is available by contacting us (see below).

Detailed information about the Fund, including its Prospectus, latest Annual and Half-Yearly reports and current share prices is available at aberdeenstandard.com. Alternatively, please contact Aberdeen Standard Fund Managers Limited, PO BOX 12233, Chelmsford, Essex CM99 2EE. Telephone: 0345 113 6966. Email: customer.services@aberdeenstandard.com. The documents are available in English only.

Aberdeen Standard OEIC I offers a range of funds with diversified investment objectives. The Prospectus, Annual and Half-Yearly reports cover all the funds within Aberdeen Standard OEIC I. In the unlikely event of one fund having debts, the assets of the other funds may not be used to settle these.

The Fund's Authorised Corporate Director is Aberdeen Standard Fund Managers Limited.

The depositary of the Fund is Citibank UK Limited.

The tax legislation of the United Kingdom may have an impact on your personal tax position.

Aberdeen Standard Fund Managers Limited may be held liable solely on the basis of any statement contained in this document that is misleading, inaccurate or inconsistent with the relevant parts of the prospectus for the Fund.

Details of an up-to-date UCITS V Remuneration Policy Statement, including but not limited to, a description of how remuneration and benefits are calculated, and the identities of persons responsible for awarding remuneration and benefits, including the composition of the Remuneration Committee, are available at aberdeenstandard.com and a paper copy will be made available free of charge on request to the Authorised Corporate Director.

KEY INVESTOR INFORMATION



This document provides you with key investor information about this Fund. It is not marketing material. The information is required by law to help you understand the nature and the risks of investing in this Fund. You are advised to read it so you can make an informed decision about whether to invest.

Aviva Investors Multi-Strategy Target Return Fund, Class 1, Accumulation shares, GBP, a sub-fund of the Aviva Investors Investment Funds ICVC (ISIN: GB00BMTRW090). The Fund is managed by Aviva Investors UK Fund Services Limited.

OBJECTIVES AND INVESTMENT POLICY

Objective: To deliver a positive return over rolling three year periods regardless of the prevailing stock market environment. The Fund aims to generate a positive return, on average 5% per annum above the Bank of England Base Rate before the deduction of charges, over rolling three year periods. In seeking to target this level of return the Fund also aims to manage volatility to a target of less than half the volatility of global equities, measured over the same rolling three year periods. These aims, however, are not guaranteed and it may not always be possible to achieve positive returns or to achieve the target level of volatility over rolling three year periods, or over any period of investment. Consequently, investors' capital is at risk.

Core investment: The Fund invests across a broad range of global asset classes (including emerging markets) that may include shares of companies, bonds (both corporate and government), cash, commodities, indirect property, and currencies. Other funds (including funds managed by Aviva Investors companies) may also be used to gain exposure to these asset classes. The Fund will make significant use of derivative instruments for investment purposes including: futures, options, swaps, swaptions and forwards.

Strategy: The Fund is actively managed and the Investment Manager may take both long and synthetic short positions and derivative usage may include but is not limited to derivatives on interest rates, inflation rates, bonds, credit, equity, financial indices, volatility, dividend payments and currencies. Derivatives usage may be for the purposes of hedging, efficient portfolio management, or investment purposes and may be exchange traded or traded off exchange through market counterparties. The use of derivative instruments as part of the investment policy will mean that the Fund may, from time to time, have substantial holdings in liquid assets including deposits and money market instruments.

Environmental, Social and Governance (ESG) factors: ESG factors are integrated into the investment process and are considered alongside a range of financial metrics and research, but the Investment Manager retains discretion over which investments are selected. We also actively engage with companies and use voting rights with the aim of positively influencing company behaviour and helping to create competitive returns. In addition, the Fund has limited exclusions based on Aviva Investors' UK Responsible Investment policy. Further information on how we integrate ESG and the Aviva Investors UK Responsible Investment policy into our investment approach, and how we engage with companies is available on our website and in the prospectus.

Performance & Risk Measurement: The Fund aims to generate returns which exceed the Bank of England base rate, which has been chosen as the market standard indicator of the risk-free rate of return. The Fund targets 5% above this rate because that is the level of outperformance that the Investment Manager believes to be realistic for this strategy alongside the volatility aim.

RISK AND REWARD PROFILE



Lower risk

Typically lower rewards

This indicator is based on historical data, calculated using European Union rules, and may not be a reliable indication of the future risk profile of the Fund.

The risk and reward category shown is not guaranteed to remain unchanged and may change over time. The lowest category does not mean 'risk free'.

The value of investments and the income from them will change over time.

The Fund price may fall as well as rise and as a result you may not get back the original amount you invested.

The Fund has been allocated a risk number based on the historic volatility of its share price or where insufficient information is available appropriate asset classes.

Counterparty risk: The Fund could lose money if an entity with which it does business becomes unwilling or is unable to meet its obligations to the Fund.

Currency risk: Changes in currency exchange rates could reduce investment gains or increase investment losses. Exchange rates can change rapidly,

The Fund is managed to a defined risk target - linked to the volatility of global equities. Volatility measures how much the returns of the Fund may fluctuate and is an indicator of the level of risk taken by the Investment Manager.

The Fund is expected to operate with a volatility no greater than 50% of that of Global Equities, however, there may be times where the Fund operates above this target. The Index we use to represent global equities is the MSCI® All Country World Index (Local Currency) (the Index). The Fund's volatility is compared against the Index's daily volatility, annualised, over 3-year rolling periods.

The Index comprises large and medium sized companies, as determined by their market capitalisation (total market value of a company's outstanding shares), from both developed and emerging markets, and the Index is designed to provide a broad measure of global equity market performance.

The Index has been selected as a benchmark due to the broad range of companies that it represents, and it is therefore an appropriate measure of the volatility of global equities.

Note: MSCI makes no express or implied warranties or representations and shall have no liability whatsoever with respect to any MSCI data contained herein. The MSCI data may not be further redistributed or used as a basis for other indices or any securities or financial products. This report is not approved, endorsed, reviewed or produced by MSCI. None of the MSCI data is intended to constitute investment advice or a recommendation to make (or refrain from making) any kind of investment decision and may not be relied on as such.

Recommendation: this Fund may not be appropriate for investors who plan to withdraw their money within 5 years.

Other information: You can buy and sell shares on any London business day.

This is an accumulation share class and any income from the Fund will remain in the Fund and is reflected in the share price.

For full investment objectives and policy details please refer to the Prospectus.

significantly and unpredictably.

Derivatives risk: Derivatives are instruments that can be complex and highly volatile, have some degree of unpredictability (especially in unusual market conditions), and can create losses significantly greater than the cost of the derivative itself.

Hedging risk: Any measures taken to offset specific risks will generate costs (which reduce performance), could work imperfectly or not at all, and if they do work will reduce opportunities for gain.

Illiquid securities risk: Certain assets held in the Fund could, by nature, be hard to value or to sell at a desired time or at a price considered to be fair (especially in large quantities), and as a result their prices could be very volatile.

Commodity Investment The prices of commodities are generally more volatile than investments in more traditional securities such as equities and fixed income. Investment into commodity instruments which are physically backed may have limited recourse, and if the value of the commodities held is insufficient to meet payment obligations the Fund may suffer losses.

Leverage risk: A small price decline on a "leveraged" underlying investment will create a correspondingly larger loss for the Fund. A high overall level of leverage and/or unusual market conditions could create significant losses for the Fund.

Multi-strategy risk: Because the Fund is exposed to the risks of multiple

markets and asset classes, there is a risk that some or all of its strategies may not perform or correlate as expected.

Stock and Bond Connect risk: The Fund may invest in China A-Shares via Stock Connect, or bonds on the China Interbank Bond Market via Bond Connect which may entail additional clearing and settlement, regulatory,

operational and counterparty risks.

Full information on the risks applicable to the Fund is detailed in the Prospectus.

CHARGES

One-off charges taken before or after you invest

Entry charge None

Exit charge None

Charges taken from the Fund over a year

Ongoing charges 1.05%

Charges taken from the Fund under certain specific conditions

Performance fee None

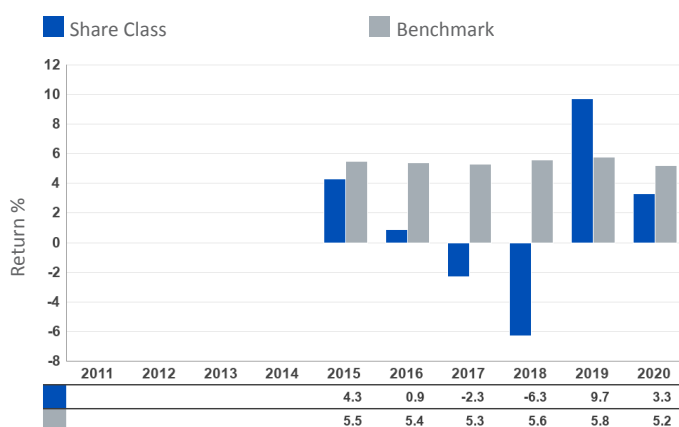
The charges you pay are used to pay the costs of running the Fund, including the costs of marketing and distributing it. These charges reduce the potential growth of your investment.

The entry and exit charges shown are the maximum that might be taken out of your money before it is invested / before the proceeds of your investment are paid out.

The ongoing charges figure is estimated to reflect a more current indication of expected charges. The figure for ongoing charges excludes performance fees and portfolio transaction costs, except in the case of an entry/exit charge paid by the Fund when buying or selling units in another collective investment undertaking.

For more information about charges please see the charges sections of the Fund's Prospectus.

PAST PERFORMANCE



Past performance is no guide to future performance.

The past performance shown in the chart opposite takes into account all charges except entry charges.

The Share Class was launched on 01 July 2014.

Performance is calculated in the Share Class currency which is GBP.

Source: Aviva Investors/Lipper, a Thomson Reuters company as at 31 December 2020.

PRACTICAL INFORMATION

Depository - J.P. Morgan Europe Limited.

More practical information about the Fund and copies of the Prospectus and the latest annual and half yearly reports are available free of charge from Aviva Investors UK Fund Services Limited PO Box 10410, Chelmsford, CM99 2AY. These documents will be in English and cover the whole ICVC.

The latest published price of shares in the Fund and other information on the Fund, including how to buy and sell shares, is also available at www.avivainvestors.co.uk.

Shares other than Class 1 are offered by the Fund, as set out in the Prospectus.

You may switch between funds in the Aviva Investors Investments Funds ICVC. Details on switching are provided in the Prospectus.

The Fund is subject to the tax laws and regulations of the United Kingdom. Depending on your own country of residence, this might have an impact on your investment.

The liabilities of the Fund are segregated and the assets of this Fund will not be used to pay debts of other funds.

Aviva Investors UK Fund Services Limited may be held liable solely on the basis of any statement contained in this document that is misleading, inaccurate or inconsistent with the relevant parts of the Prospectus for the Fund.

The sub-fund launched on 01 July 2014, is authorised in the United Kingdom and regulated by The Financial Conduct Authority. Aviva Investors UK Fund Services Limited is authorised in the United Kingdom and regulated by The Financial Conduct Authority.

The details of the up-to-date remuneration policy of the Management Company, including the composition of its remuneration committee, a description of the key remuneration elements and an overview of how remuneration is determined, are available on the website www.avivainvestors.com. A paper copy of the remuneration policy can be made available upon request and free of charge at the Management Company's registered office.

Key Investor Information

This document provides you with key investor information about this fund. It is not marketing material. The information is required by law to help you understand the nature and the risks of investing in this fund. You are advised to read it so you can make an informed decision about whether to invest.

Fidelity Extra Income Fund

a sub-fund of Fidelity Investment Funds


W Income Shares (ISIN: GB00B469P257)

This fund is managed by FIL Investment Services (UK) Limited

Objectives and Investment Policy

- The fund's main aim is to pay you an income. The fund also has the potential to increase the value of your investment.
- The fund will be at least 70% exposed to sterling denominated (or hedged back to sterling) investment grade debt instruments (e.g. bonds with a rating of BBB-/Baa or higher from an internationally recognised rating agency).
- Investments may be made in relation to debt instruments issued in currencies other than sterling. Hedging back to sterling aims to reduce the risk of exposure to other currencies.
- The remainder will be invested in other investment types such as cash and derivatives.
- Derivatives are investments whose value is linked to another investment, or to the performance of a stock exchange or to some other variable factor, such as interest rates and used to reduce risk or transaction costs and/or to generate extra income or further increase the value of your investment.
- The fund may also use derivatives with the aim of achieving the investment objective.
- The fund is actively managed. The Investment Manager identifies suitable opportunities for the fund utilising in-house research and investment capabilities.
- The Investment Manager will, when selecting investments for the fund and for the purposes of monitoring risk, consider a custom blend of indices*.
- The Investment Manager has a wide degree of freedom relative to the index and may invest in issuers, sectors, countries and security types not included in the index in order to take advantage of investment opportunities. This means the fund's investments and therefore performance may vary significantly from the index.
- Income from the fund is either paid out to you or it is used to buy you more shares in the fund.
- As the fund's primary aim is to generate an income, some charges will be taken from the fund rather than the income generated by the fund. This means the amount payable as income may be increased and the potential to increase the value of your investment may be reduced.
- Shares can usually be bought and sold each business day of the fund.
- *Please refer to the Investment Policy set out for the fund in the Prospectus for details on the blended index.

Risk and Reward Profile



- Historical data may not be a reliable indication for the future.
- The risk category shown is not guaranteed and may change over time.
- The lowest category does not mean a "risk free" investment.
- The risk and reward profile is classified by the level of historical fluctuation of the Net Asset Values of the share class, and within this classification, categories 1-2 indicate a low level of historical fluctuations, 3-5 a medium level and 6-7 a high level.
- The value of your investment may fall as well as rise and you may get back less than you originally invested.
- The fund may invest in instruments denominated in currencies other than the fund base currency. Changes in currency exchange rates can therefore affect the value of your investment.
- Currency hedging may be used which aims to reduce the effect of such changes. However, the effects may not be completely eliminated to the degree expected.
- The use of derivatives may result in "leverage" by which we mean a level of exposure which could expose the fund to the potential of greater gains or losses than would otherwise be the case.
- There is a risk that the issuers of bonds may not be able to repay the money they have borrowed or make interest payments. While we seek to mitigate this, the fund may be exposed to the risk of financial loss if it invests into an instrument issued by an entity that subsequently defaults on its borrowings. Losses may also be realised if an entity that the fund is exposed to ceases to make interest payments over a period of time or indefinitely. Bond prices have an inverse relationship with interest rates such that when interest rates rise, bonds may fall in value. Rising interest rates may cause the value of your investment to fall.
- The fund may be exposed to the risk of financial loss if a counterparty used for derivative instruments subsequently defaults.

Charges for this fund (ISIN: GB00B469P257)

The charges you pay are used to pay the costs of running the fund, including the costs of marketing and distributing it. These charges reduce the potential growth of your investment.

One-off charges taken before or after you invest

Entry charge N/A

Exit charge N/A

This is the maximum that might be taken out of your money before it is invested or before the proceeds of your investment are paid out.

Charges taken from the fund over a year

Ongoing charges 0.60%

Charges taken from the fund under certain specific conditions

Performance fee N/A

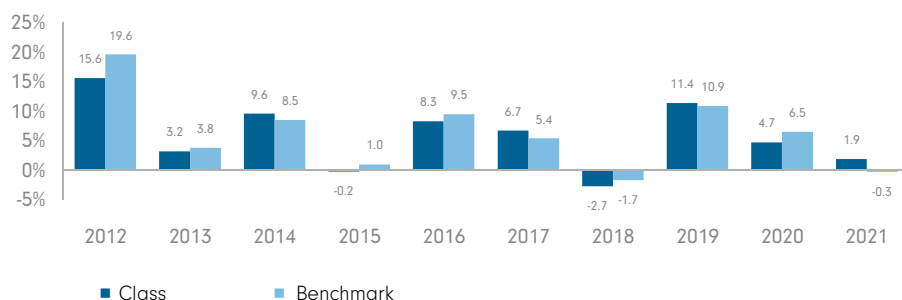
The entry and exit charges shown are maximum figures. In some cases you might pay less - you can find this out from your financial adviser / distributor.

The ongoing charges figure shown here for this class is an estimate of the charges. This figure may vary from year to year. It excludes:

- performance fees;
- portfolio transaction costs, except in the case of an entry/exit charge paid by the fund when buying or selling units in another collective investment undertaking.

For more information about charges, including the possibility that swing pricing may apply, please consult the most recent Prospectus.

Past Performance



Past performance is not a guide to future performance results.

If any, the past performance shown takes into account the ongoing charges with exception of any applicable entry/exit charges.

The fund was launched on 25/02/1999. This class was launched on 05/10/2009. Past performance has been calculated in GBP.

The performance of the Benchmark is also included in the graph for comparative purposes.

If applicable, events in the fund's life which may have affected the performance history are highlighted as an '**'; in the chart, which may include changes to the fund's objective and details of such events can be found on our website or by requesting it from your appointed representative or your usual Fidelity contact. If applicable, the Objectives and Investment Policy section shall refer to a benchmark and information on previous benchmarks may be found in the annual report and accounts.

Practical Information

- The depositary is J.P.Morgan Europe Limited.
- For more information, please consult the Prospectus and latest Reports and Accounts which can be obtained free of charge in English and other main languages from the Fund Manager, the distributors or online at any time.
- Details of the summary Remuneration Policy are available via <https://www.fil.com>. A paper copy can be obtained free of charge in English from the Fund Manager.
- The Net Asset Values per Share are available at the registered office of the Fund Manager. They are also published online at www.fidelityinternational.com where other information is available.
- The tax legislation in United Kingdom may have an impact on your personal tax position. For further details you should consult a tax advisor.
- This document describes a sub-fund and share class of Fidelity Investment Funds (the 'investment company'). The Prospectus and Reports and Accounts are prepared for the entire investment company.
- FIL Investment Services (UK) Limited may be held liable solely on the basis of any statement contained in this document that is misleading, inaccurate or inconsistent with the relevant parts of the Prospectus for the investment company.
- The assets and liabilities of each sub-fund of Fidelity Investment Funds are segregated by law and with that assets of this sub-fund will not be used to pay liabilities of other sub-funds.
- More share classes are available for this investment company. Details can be found in the Prospectus.
- You have the right to switch from this share class into the same or possibly other share class types of this or another sub-fund. Details on switching rules can be found in the Prospectus.

Country in which this fund is authorised: United Kingdom. The Supervisory Authority is: Financial Conduct Authority.

Country in which FIL Investment Services (UK) Limited is authorised: United Kingdom. The Supervisory Authority is: Financial Conduct Authority.

This key investor information is accurate as at 26/01/2022.

Key Investor Information

This document provides you with key investor information about this fund. It is not marketing material. The information is required by law to help you understand the nature and the risks of investing in this fund. You are advised to read it so you can make an informed decision about whether to invest.

Fidelity Index Japan Fund

a sub-fund of Fidelity Investment Funds

P Income Shares (ISIN: GB00BP8RYP09)

This fund is managed by FIL Investment Services (UK) Limited

Objectives and Investment Policy

- The fund aims to track the performance (before fees and expenses are applied) of the MSCI Japan (Net Total Return) Index, thereby seeking to increase the value of your investment over 5 years or more.
- The fund uses an index tracking (passive) investment approach whereby it aims to replicate the composition of the index. However, for practical reasons and/or to reduce the dealing costs of the fund, it may not invest in every company share in the index or at its weighting within the index.
- As well as investing directly in company shares, the fund will achieve exposure indirectly using derivatives, such as exchange traded index futures, for example at the time of cash inflows to remain fully invested or to reduce transaction costs.
- Derivatives are investments whose value is linked to another investment, or to the performance of a stock exchange or to some other variable factor, such as interest rates and used to reduce risk or transaction costs and/or to generate extra income or further increase the value of your investment.
- To manage the cash position, the fund may invest in other investment types such as liquidity funds (including those managed by Fidelity).
- Income from the fund is either paid out to you or it is used to buy you more shares in the fund.
- Shares can usually be bought and sold each business day of the fund.
- Note: The funds described herein are indexed to an MSCI index. The MSCI Japan Index captures large and mid cap representation of the Japanese Market. The funds or securities referred to herein are not sponsored, endorsed, or promoted by MSCI, and MSCI bears no liability with respect to any such funds or securities or any index on which the funds or securities are based. The Prospectus contains a more detailed description of the limited relationship MSCI has with Fidelity and any related funds.

Risk and Reward Profile



- Historical data may not be a reliable indication for the future.
- The risk category shown is not guaranteed and may change over time.
- The lowest category does not mean a "risk free" investment.
- The risk and reward profile is classified by the level of historical fluctuation of the Net Asset Values of the share class, and within this classification, categories 1-2 indicate a low level of historical fluctuations, 3-5 a medium level and 6-7 a high level.
- The value of your investment may fall as well as rise and you may get back less than you originally invested.
- The fund may invest in instruments denominated in currencies other than the fund base currency. Changes in currency exchange rates can therefore affect the value of your investment.
- Currency hedging may be used which aims to reduce the effect of such changes. However, the effects may not be completely eliminated to the degree expected.
- Fidelity International's partial swing pricing policy can cause differences in the fund's performance versus the index.
- A fund's performance tracking may be affected if the times at which a fund and its benchmark index are priced are different. The fund is priced at midday UK time, and the index is priced when the relevant stock markets close. This can cause apparent differences in the fund's performance versus that of the index than if the fund and the index were priced at the same time.

Charges for this fund (ISIN: GB00BP8RYP09)

The charges you pay are used to pay the costs of running the fund, including the costs of marketing and distributing it. These charges reduce the potential growth of your investment.

One-off charges taken before or after you invest

Entry charge N/A

Exit charge N/A

This is the maximum that might be taken out of your money before it is invested or before the proceeds of your investment are paid out.

Charges taken from the fund over a year

Ongoing charges 0.10%

Charges taken from the fund under certain specific conditions

Performance fee N/A

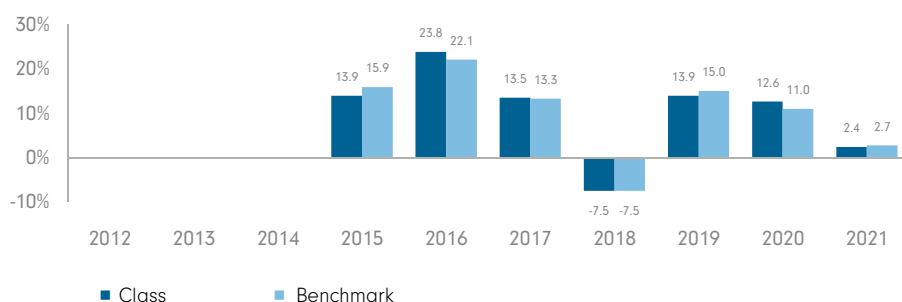
The entry and exit charges shown are maximum figures. In some cases you might pay less - you can find this out from your financial adviser / distributor.

The ongoing charges figure is based on expenses for the year ending 28/02/2021. This figure may vary from year to year. It excludes:

- performance fees (where applicable);
- portfolio transaction costs, except in the case of an entry/exit charge paid by the fund when buying or selling units in another collective investment undertaking.

For more information about charges, including the possibility that swing pricing may apply, please consult the most recent Prospectus.

Past Performance



Past performance is not a guide to future performance results.

If any, the past performance shown takes into account the ongoing charges with exception of any applicable entry/exit charges.

The fund was launched on 22/01/2014. This class was launched on 04/08/2014. Past performance has been calculated in GBP.

The performance of the Benchmark is also included in the graph for comparative purposes.

If applicable, events in the fund's life which may have affected the performance history are highlighted as an '**'; in the chart, which may include changes to the fund's objective and details of such events can be found on our website or by requesting it from your appointed representative or your usual Fidelity contact. If applicable, the Objectives and Investment Policy section shall refer to a benchmark and information on previous benchmarks may be found in the annual report and accounts.

Practical Information

- The depositary is J.P.Morgan Europe Limited.
- For more information, please consult the Prospectus and latest Reports and Accounts which can be obtained free of charge in English and other main languages from the Fund Manager, the distributors or online at any time.
- Details of the summary Remuneration Policy are available via <https://www.fil.com>. A paper copy can be obtained free of charge in English from the Fund Manager.
- The Net Asset Values per Share are available at the registered office of the Fund Manager. They are also published online at www.fidelityinternational.com where other information is available.
- The tax legislation in United Kingdom may have an impact on your personal tax position. For further details you should consult a tax advisor.
- This document describes a sub-fund and share class of Fidelity Investment Funds (the 'investment company'). The Prospectus and Reports and Accounts are prepared for the entire investment company.
- FIL Investment Services (UK) Limited may be held liable solely on the basis of any statement contained in this document that is misleading, inaccurate or inconsistent with the relevant parts of the Prospectus for the investment company.
- The assets and liabilities of each sub-fund of Fidelity Investment Funds are segregated by law and with that assets of this sub-fund will not be used to pay liabilities of other sub-funds.
- More share classes are available for this investment company. Details can be found in the Prospectus.
- You have the right to switch from this share class into the same or possibly other share class types of this or another sub-fund. Details on switching rules can be found in the Prospectus.

Country in which this fund is authorised: United Kingdom. The Supervisory Authority is: Financial Conduct Authority.

Country in which FIL Investment Services (UK) Limited is authorised: United Kingdom. The Supervisory Authority is: Financial Conduct Authority.

This key investor information is accurate as at 26/01/2022.

First Sentier Global Listed Infrastructure Fund Class B (Income) GBP



a sub-fund of First Sentier Investors ICVC (the Company)

ISIN GB00B24HK556

First Sentier Investors (UK) Funds Limited, the authorised corporate director of the Company

Key Investor Information

This document provides you with key investor information about this Fund. It is not marketing material. The information is required by law to help you understand the nature and the risks of investing in this Fund. You are advised to read it so you can make an informed decision about whether to invest.

Objectives and investment policy

Objective: The Fund aims to achieve an investment return from income and capital growth over the medium to long term (at least three years).

Policy: The Fund invests in shares of companies that are involved in infrastructure around the world.

The infrastructure sector includes utilities (e.g. water and electricity), highways and railways, airports services, marine ports and services, and oil and gas storage and transportation.

The Fund does not invest directly in infrastructure assets.

The Fund may invest up to 10% in other funds.

The Fund may use derivatives to reduce risk or to manage the Fund more efficiently.

Strategy: The Fund's managers strategy is to invest in a globally diversified portfolio of listed infrastructure companies.

The Fund manager's investment strategy is founded on the principle of stewardship, allocating capital to what it believes are good quality companies with sound growth prospects and strong management teams. It seeks to engage actively and constructively with company leaders on sustainability and other investment risks and opportunities.

Benchmark: The Fund's performance is compared against the value of the FTSE Global Core Infrastructure 50/50 Index and the Fund is included in the Investment Association's Global Sector.

The Fund's manager may use its discretion when deciding which investments should be held by the Fund.

The Fund is actively managed; investment of the Fund's assets is not constrained by the benchmark composition or sector requirements and the Fund's manager has discretion within the Fund's investment policy to invest in assets without regard to the benchmark.

Recommendation: this Fund may not be appropriate for investors who plan to withdraw their money within five years.

You may receive a regular income from your investment which will be paid semi-annually. This may affect the potential growth of your investment.

You can buy and sell shares in the Fund on any business day. As long as we receive your instruction before 12 noon (UK time), shares will be bought at that day's price.

Risk and reward profile



- The synthetic risk reward indicator (the SRRI) rating is not a measure of the risk of you losing your investment but describes how much the value of the Share Class has gone up and down in the past. Where a Share Class has not yet launched, the SRRI is calculated using representative data.
- The SRRI rating is based on historical data which may not be a reliable indication of the future risks and rewards of the Share Class.
- We cannot guarantee that the rating of the Share Class will remain the same; it may change over time.
- Even the lowest rating 1 does not mean a risk free investment.
- On a scale of 1 (less risky) to 7 (more risky), this Share Class has a rating of 5 due to its past performance (or representative data) and the nature of its investments. Categories 1-2 indicate a low level of historical fluctuations, 3-5 a medium level, and 6-7 a high level.
- Risk is taken in order to make a higher potential return; the more risk a fund takes, the higher the potential return but the greater the risk of loss.

- The value of the Fund and its return is not guaranteed and may fall as well as rise. You may get back significantly less than you originally invested.

Material risks not adequately captured by the SRRI:

- **Emerging market risk:** Emerging markets tend to be more sensitive to economic and political conditions than developed markets. Other factors include greater liquidity risk, restrictions on investment or transfer of assets, failed/delayed settlement and difficulties valuing securities.
 - **Single sector risk:** investing in a single economic sector may be riskier than investing in a number of different sectors. Investing in a larger number of sectors helps to spread risk.
 - **Currency risk:** the Fund invests in assets which are denominated in other currencies; changes in exchange rates will affect the value of the Fund and could create losses. Currency control decisions made by governments could affect the value of the Fund's investments and could cause the Fund to defer or suspend redemptions of its shares.
 - **Listed infrastructure risk:** the Fund may be vulnerable to factors that particularly affect the infrastructure sector, for example natural disasters, operational disruption and national and local environmental laws.
- For further information on risks, please refer to the Risk Factors section in the Company's prospectus.

Charges for this Fund

The charges are used to pay the costs of running the Fund, including the costs of marketing and distributing it. These charges reduce the potential growth of your investment.

One-off charges taken before or after you invest	
Entry charge	4.00%
Exit charge	N/A
This is the maximum that might be taken out of your money before it is invested.	
Charges taken from the fund over a year	
Ongoing charge	0.80%
Charges taken from the fund under certain specific conditions	
Performance fee	N/A

The entry and exit charges shown are the maximum you will need to pay. In some cases you might pay less - you can find out the actual entry and exit charges from your financial adviser.

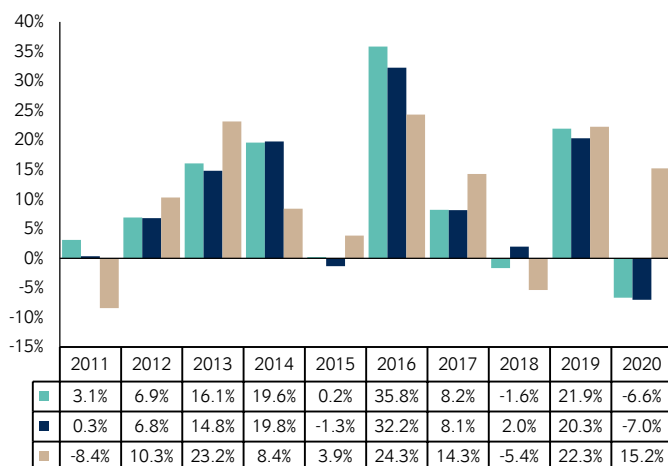
The ongoing charge is based on expenses for the year ending July 2020. It may vary from year to year. It excludes portfolio transaction costs which are paid from assets of the Fund and performance fees, if any.

There are fees for switching between sub-funds. The fee for switching into the Fund is 0.5%.

The fees and expenses are charged against the capital of the Fund. Deducting expenses from capital reduces the potential for capital growth.

Further information can be found in the Buying, Selling and Switching Shares section of the Company's prospectus.

Past performance



■ First Sentier Global Listed Infrastructure Fund
 ■ FTSE Global Core Infrastructure 50/50 Net Index
 ■ Global Investment Association Sector

Past performance is not a reliable guide to future performance. The past performance shown here includes fees, any reinvested income and tax.

The Fund launched on 08 October 2007.

The Share Class launched on 08 October 2007. The past performance of the Share Class is calculated in GBP.

Practical information

Depository: The Bank of New York Mellon (International) Limited

Further information: The prospectus, annual and semi-annual reports of the Company are available free of charge on www.firstsentierinvestors.com or by contacting First Sentier Investors, PO Box 404, Darlington, DL1 9UZ. All documents are available in English. You can also obtain any of these documents from the representative or paying agent in your country.

Other practical information: The Fund's share price and other information about the Fund is available at www.firstsentierinvestors.com. The prospectus, annual and semi-annual reports contain information about all of the sub-funds and share classes of the Company. Please note that not all sub-funds and share classes may be registered for distribution in your jurisdiction.

Tax legislation: The Fund is subject to UK tax laws. This may have an impact on your personal tax position. For further details, please speak to your tax adviser.

Liability statement: First Sentier Investors (UK) Funds Limited (as management company) may be held liable solely on the basis of any statement contained in this document that is misleading, inaccurate or inconsistent with the relevant parts of the prospectus for the Company.

Fund information: Each sub-fund of the Company is responsible for meeting its own debts. The sub-funds are segregated by law. This means that investments of the Fund cannot be used to pay the debts of the other sub-funds.

You can exchange shares in the Fund for shares in another sub-fund, which is called switching. There may be a charge for switching, as indicated above in 'Charges'.

Remuneration: Information on the current remuneration policy of First Sentier Investors (UK) Funds Limited, including a description of how remuneration and benefits are calculated and the identity of persons responsible for awarding the remuneration and benefits, is available at www.firstsentierinvestors.com. A paper copy of this information is available free of charge upon request from First Sentier Investors, PO Box 404, Darlington, DL1 9UZ.

Key Investor Information

This document provides you with key investor information about this Fund. It is not marketing material. The information is required by law to help you understand the nature and the risks of investing in this Fund. You are advised to read it so you can make an informed decision about whether to invest.

European Index Fund

a sub-fund of HSBC Index Tracker Investment Funds, (the "OEIC");
managed by HSBC Global Asset Management (UK) Limited

Class: Income C
ISIN: GB00B80QGD89

Explanations of terms shown within the objectives and policy in bold, can be found within the glossary on our website: <http://www.assetmanagement.hsbc.com>.


Objectives and Investment Policy

- The Fund aims to provide **growth** over the long term, which is a period of 5 years or more, by tracking the performance of the FTSE Developed Europe excluding UK Index (the "Index").
- The Index is made up of large and medium sized companies covering developed markets in Europe excluding the UK.
- The Fund will invest directly in shares (**equities**) of all of the companies that make up the Index and in the same or very similar proportions in which they are included in the Index.
- However, there may be circumstances when it is not possible or practical for the Fund to invest in shares of all the companies of the Index. The Fund may not invest in all the companies of the Index to manage transaction costs or to reflect market conditions, regulations or HSBC's banned weapons policy.
- The Fund may hold cash and other funds, including funds managed by the **HSBC Group**, to manage day-to-day cash flow requirements.
- The anticipated **tracking error** for the Fund is expected to be up to 0.20%.

Use of derivatives

- The Fund may invest in different types of **derivatives** for **efficient portfolio management**, including **hedging**. In particular the Fund may use **derivatives** to help it manage cash flows and dividend payments with the aim of generating **returns** that are consistent with the Index. The use of **derivatives** will be consistent with the risk profile of the Fund.
- Income is distributed.
- You may sell your investment on any business day by contacting the administrator before the dealing deadline at 12pm.
- Recommendation: this Fund may not be appropriate for investors who plan to withdraw their money within a period of 5 years.

Risk and Reward Profile



The risk and reward indicator is based on historical data and may not be a reliable indication of the future risk profile of the Fund.

The risk and reward category shown is not guaranteed to remain unchanged and may shift over time. The lowest category does not mean a risk-free investment.

Why is this Fund in this specific category?

This Fund is classified in category 6 because its price or simulated data has shown high fluctuations historically.

Material risks not fully captured by the Risk and Reward Indicator:

- Counterparty Risk** The possibility that the counterparty to a transaction may be unwilling or unable to meet its obligations.
- Derivatives Risk** Derivatives can behave unexpectedly. The pricing and volatility of many derivatives may diverge from strictly

reflecting the pricing or volatility of their underlying reference(s), instrument or asset.

- Exchange Rate Risk** Changes in currency exchange rates could reduce or increase investment gains or investment losses, in some cases significantly.
- Index Tracking Risk** To the extent that the Fund seeks to replicate index performance by holding individual securities, there is no guarantee that its composition or performance will exactly match that of the target index at any given time ("tracking error").
- Investment Leverage Risk** Investment Leverage occurs when the economic exposure is greater than the amount invested, such as when derivatives are used. A Fund that employs leverage may experience greater gains and/or losses due to the amplification effect from a movement in the price of the reference source.
- Liquidity Risk** Liquidity is a measure of how easily the Fund's holdings can be quickly converted to cash. The value of the Fund's holdings may be significantly impacted by liquidity risk during adverse market conditions.
- Operational Risk** Operational errors may affect transactions, valuation, accounting, financial reporting and other processes relating to the Fund.

Charges

The charges you pay are used to pay the running costs of the Fund, including the marketing and distribution costs. These charges reduce the potential growth of the investment.

One-off charges taken before or after you invest

Entry charge	0.00%
Exit charge	0.00%

This is the maximum that might be taken out of your money before it is invested or before the proceeds of your investment are paid out.

Charges taken from the Fund over a year

Ongoing charge	0.06%
----------------	-------

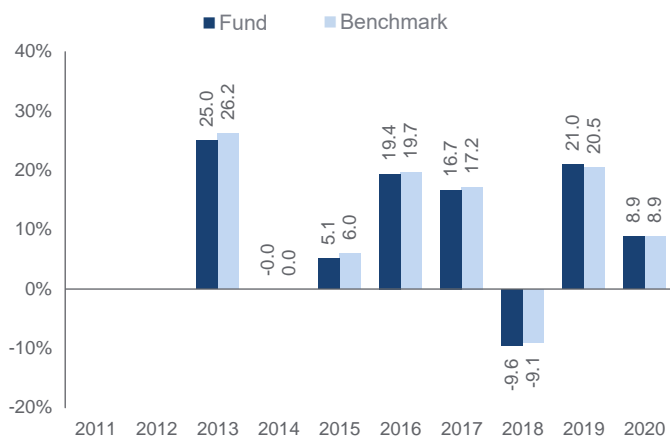
Charges taken from the Fund under certain specific conditions

Performance fee	None
-----------------	------

- The entry and exit charges shown are the maximum that may be charged. In some cases you may pay less. You can obtain the actual charges from your financial adviser.
- A conversion charge may be payable.
- The ongoing charges figure is based on last year's expenses for the year ending 15/11/2020. Charges may vary from year to year.

Further information on Charges can be found in the "Fees and Expenses" section of the Fund's Prospectus.

Past Performance



- Warning: the performance returns before the change in investment objective(s) on 01 March 2013 were achieved under circumstances that no longer apply.
- Past performance is not a guide to future performance; the value of your investment and any income from it can go down as well as up.
- Performance returns are based on the net asset value with distributable income reinvested. Past performance takes account of all ongoing charges but not entry, exit or conversion charges.
- The past performance of this share class is calculated in GBP.
- The performance of the Fund is shown against the performance of the FTSE Developed Europe ex UK Index.
- Historically the benchmark has been: FTSE All World Developed Europe ex UK Gross from launch until 28/02/2013.
- The Fund was launched on 14 January 1989.

Practical Information

Depositary

State Street Trustees Limited.

Further information

Further information about the OEIC including the latest Prospectus, latest published prices of shares, annual report and half yearly report may be obtained free of charge, in English, from the Administrator, HSBC Global Asset Management (UK) Limited, PO Box 3733, Royal Wootton Bassett, Swindon SN4 4BG or by visiting www.assetmanagement.hsbc.com. The most recent Prospectus is available in English. This document describes a single share class of the OEIC. The Prospectus, annual and half yearly reports are prepared for the entire OEIC.

Share classes

Other share classes are available, as detailed in the Prospectus. It is possible to convert your shares into a different share class or switch your shares into a different Fund within the OEIC. Details of how to do this are in the Prospectus (please note an initial charge may apply).

Remuneration Policy

The Remuneration Policy of the Authorised Corporate Director, which describes the remuneration practices and governance arrangements for UCITS and AIFMD Authorised entities, is available at www.assetmanagement.hsbc.com (please select "About Us" then "Our Governance" then "Remuneration Practices and Governance Arrangements for UCITS and AIFMD Authorised Entities") or on request free of charge from the Administrator.

Tax

UK tax legislation may have an impact on your personal position.

Management Company

HSBC Global Asset Management (UK) Limited, the Authorised Corporate Director, may be held liable solely on the basis of any statement contained in this document that is misleading, inaccurate or inconsistent with the relevant parts of the Prospectus for the OEIC.

Segregated liability

The OEIC is an umbrella investment company with segregated liability between Funds. This means that the holdings of one Fund are kept separate from the holdings of the other Funds and your investment in the Fund cannot be used to pay the liabilities of any other Fund.

The Fund is authorised in the United Kingdom and regulated by the Financial Conduct Authority. HSBC Global Asset Management (UK) Limited is authorised in the United Kingdom and regulated by the Financial Conduct Authority.

This key investor information is accurate as at 12 February 2021.

Key Investor Information

This document provides you with key investor information about this Fund. It is not marketing material. The information is required by law to help you understand the nature and the risks of investing in this Fund. You are advised to read it so you can make an informed decision about whether to invest.

FTSE 100 Index Fund

a sub-fund of HSBC Index Tracker Investment Funds, (the "OEIC");
managed by HSBC Global Asset Management (UK) Limited

Class: Income C
ISIN: GB00B80QD042

Explanations of terms shown within the objectives and policy in bold, can be found within the glossary on our website: <http://www.assetmanagement.hsbc.com>.


Objectives and Investment Policy

- The Fund aims to provide **growth** over the long term, which is a period of 5 years or more, by tracking the performance of the FTSE 100 Index (the "Index").
- The Index is made up of the largest stock market listed companies in the United Kingdom, as defined by the Index provider.
- The Fund will invest directly in shares (**equities**) of all of the companies that make up the Index and in the same or very similar proportions in which they are included in the Index.
- However, there may be circumstances when it is not possible or practical for the Fund to invest in shares of all the companies of the Index. The Fund may not invest in all the companies of the Index to manage transaction costs or to reflect market conditions, regulations or HSBC's banned weapons policy.
- The Fund may hold cash and other funds, including funds managed by the **HSBC Group**, to manage day-to-day cash flow requirements.
- The anticipated **tracking error** for the Fund is expected to be up to 0.10%.

Use of derivatives

- The Fund may invest in different types of **derivatives** for **efficient portfolio management**, including **hedging**. In particular the Fund may use **derivatives** to help it manage cash flows and dividend payments with the aim of generating **returns** that are consistent with the Index. The use of **derivatives** will be consistent with the risk profile of the Fund.
- Income is distributed.
- You may sell your investment on any business day by contacting the administrator before the dealing deadline at 12pm.
- Recommendation: this Fund may not be appropriate for investors who plan to withdraw their money within a period of 5 years.

Risk and Reward Profile



The risk and reward indicator is based on historical data and may not be a reliable indication of the future risk profile of the Fund.

The risk and reward category shown is not guaranteed to remain unchanged and may shift over time. The lowest category does not mean a risk-free investment.

Why is this Fund in this specific category?

This Fund is classified in category 6 because its price or simulated data has shown high fluctuations historically.

Material risks not fully captured by the Risk and Reward Indicator:

- Counterparty Risk** The possibility that the counterparty to a transaction may be unwilling or unable to meet its obligations.
- Derivatives Risk** Derivatives can behave unexpectedly. The pricing and volatility of many derivatives may diverge from strictly

reflecting the pricing or volatility of their underlying reference(s), instrument or asset.

- Exchange Rate Risk** Changes in currency exchange rates could reduce or increase investment gains or investment losses, in some cases significantly.
- Index Tracking Risk** To the extent that the Fund seeks to replicate index performance by holding individual securities, there is no guarantee that its composition or performance will exactly match that of the target index at any given time ("tracking error").
- Investment Leverage Risk** Investment Leverage occurs when the economic exposure is greater than the amount invested, such as when derivatives are used. A Fund that employs leverage may experience greater gains and/or losses due to the amplification effect from a movement in the price of the reference source.
- Liquidity Risk** Liquidity is a measure of how easily the Fund's holdings can be quickly converted to cash. The value of the Fund's holdings may be significantly impacted by liquidity risk during adverse market conditions.
- Operational Risk** Operational errors may affect transactions, valuation, accounting, financial reporting and other processes relating to the Fund.

Charges

The charges you pay are used to pay the running costs of the Fund, including the marketing and distribution costs. These charges reduce the potential growth of the investment.

One-off charges taken before or after you invest

Entry charge	0.00%
Exit charge	0.00%

This is the maximum that might be taken out of your money before it is invested or before the proceeds of your investment are paid out.

Charges taken from the Fund over a year

Ongoing charge	0.09%
----------------	-------

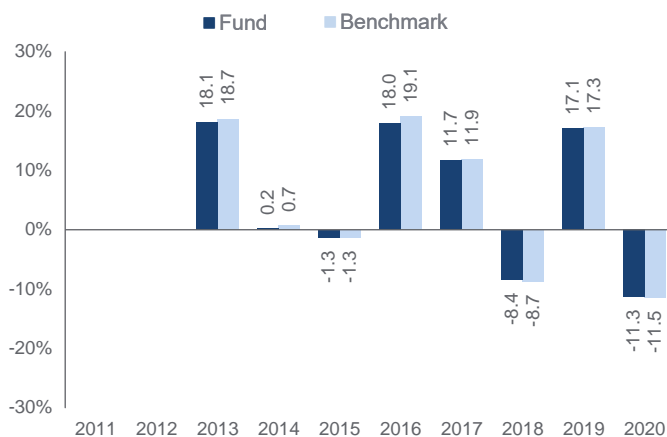
Charges taken from the Fund under certain specific conditions

Performance fee	None
-----------------	------

- The entry and exit charges shown are the maximum that may be charged. In some cases you may pay less. You can obtain the actual charges from your financial adviser.
- A conversion charge may be payable.
- The ongoing charges figure shown here is an estimate of the charges. The ongoing charges figure shown is an estimate due to a material change in the fee structure. The Fund's annual report for each financial year will include detail on the exact charges made.

Further information on Charges can be found in the "Fees and Expenses" section of the Fund's Prospectus.

Past Performance



- Past performance is not a guide to future performance; the value of your investment and any income from it can go down as well as up.
- Performance returns are based on the net asset value with distributable income reinvested. Past performance takes account of all ongoing charges but not entry, exit or conversion charges.
- The past performance of this share class is calculated in GBP.
- The performance of the Fund is shown against the performance of the FTSE 100 Index.
- The Fund was launched on 30 September 1994.

Practical Information

Depository

State Street Trustees Limited.

Further information

Further information about the OEIC including the latest Prospectus, latest published prices of shares, annual report and half yearly report may be obtained free of charge, in English, from the Administrator, HSBC Global Asset Management (UK) Limited, PO Box 3733, Royal Wootton Bassett, Swindon SN4 4BG or by visiting www.assetmanagement.hsbc.com. The most recent Prospectus is available in English. This document describes a single share class of the OEIC. The Prospectus, annual and half yearly reports are prepared for the entire OEIC.

Share classes

Other share classes are available, as detailed in the Prospectus. It is possible to convert your shares into a different share class or switch your shares into a different Fund within the OEIC. Details of how to do this are in the Prospectus (please note an initial charge may apply).

Remuneration Policy

The Remuneration Policy of the Authorised Corporate Director, which describes the remuneration practices and governance arrangements for UCITS and AIFMD Authorised entities, is available at www.assetmanagement.hsbc.com (please select "About Us" then "Our Governance" then "Remuneration Practices and Governance Arrangements for UCITS and AIFMD Authorised Entities") or on request free of charge from the Administrator.

Tax

UK tax legislation may have an impact on your personal position.

Management Company

HSBC Global Asset Management (UK) Limited, the Authorised Corporate Director, may be held liable solely on the basis of any statement contained in this document that is misleading, inaccurate or inconsistent with the relevant parts of the Prospectus for the OEIC.

Segregated liability

The OEIC is an umbrella investment company with segregated liability between Funds. This means that the holdings of one Fund are kept separate from the holdings of the other Funds and your investment in the Fund cannot be used to pay the liabilities of any other Fund.

The Fund is authorised in the United Kingdom and regulated by the Financial Conduct Authority. HSBC Global Asset Management (UK) Limited is authorised in the United Kingdom and regulated by the Financial Conduct Authority.

This key investor information is accurate as at 12 February 2021.

Key Investor Information

This document provides you with key investor information about this Fund. It is not marketing material. The information is required by law to help you understand the nature and the risks of investing in this Fund. You are advised to read it so you can make an informed decision about whether to invest.

Pacific Index Fund

a sub-fund of HSBC Index Tracker Investment Funds, (the "OEIC");
managed by HSBC Global Asset Management (UK) Limited


Class: Income C
ISIN: GB00B80QGR26

Explanations of terms shown within the objectives and policy in bold, can be found within the glossary on our website: <http://www.assetmanagement.hsbc.com>.

Objectives and Investment Policy

- The Fund aims to provide **growth** over the long term, which is a period of 5 years or more, by tracking the performance of the FTSE World Asia Pacific excluding Japan Index (the "Index").
 - The Index is made up of large and medium sized companies in developed and advanced **emerging markets** in the Asia Pacific region, excluding Japan.
 - The Fund will invest directly in shares (**equities**) of all of the companies that make up the Index and in the same or very similar proportions in which they are included in the Index.
 - However, there may be circumstances when it is not possible or practical for the Fund to invest in shares of all the companies of the Index. The Fund may not invest in all the companies of the Index to manage transaction costs or to reflect market conditions, regulations or HSBC's banned weapons policy.
 - The Fund may hold cash and other funds, including funds managed by the **HSBC Group**, to manage day-to-day cash flow requirements.
 - The anticipated **tracking error** for the Fund is expected to be up to 0.40%.
- Use of derivatives**
- The Fund may invest in different types of **derivatives** for **efficient portfolio management**, including **hedging**. In particular the Fund may use **derivatives** to help it manage cash flows and dividend payments with the aim of generating **returns** that are consistent with the Index. The use of **derivatives** will be consistent with the risk profile of the Fund.
 - Income is distributed.
 - You may sell your investment on any business day by contacting the administrator before the dealing deadline at 12pm.
 - Recommendation: this Fund may not be appropriate for investors who plan to withdraw their money within a period of 5 years.

Risk and Reward Profile



The risk and reward indicator is based on historical data and may not be a reliable indication of the future risk profile of the Fund.

The risk and reward category shown is not guaranteed to remain unchanged and may shift over time. The lowest category does not mean a risk-free investment.

Why is this Fund in this specific category?

This Fund is classified in category 6 because its price or simulated data has shown high fluctuations historically.

Material risks not fully captured by the Risk and Reward Indicator:

- Counterparty Risk** The possibility that the counterparty to a transaction may be unwilling or unable to meet its obligations.
- Derivatives Risk** Derivatives can behave unexpectedly. The pricing and volatility of many derivatives may diverge from strictly reflecting the pricing or volatility of their underlying reference(s), instrument or asset.

- Emerging Markets Risk** Emerging markets are less established, and often more volatile, than developed markets and involve higher risks, particularly market, liquidity and currency risks.
- Exchange Rate Risk** Changes in currency exchange rates could reduce or increase investment gains or investment losses, in some cases significantly.
- Index Tracking Risk** To the extent that the Fund seeks to replicate index performance by holding individual securities, there is no guarantee that its composition or performance will exactly match that of the target index at any given time ("tracking error").
- Investment Leverage Risk** Investment Leverage occurs when the economic exposure is greater than the amount invested, such as when derivatives are used. A Fund that employs leverage may experience greater gains and/or losses due to the amplification effect from a movement in the price of the reference source.
- Liquidity Risk** Liquidity is a measure of how easily the Fund's holdings can be quickly converted to cash. The value of the Fund's holdings may be significantly impacted by liquidity risk during adverse market conditions.
- Operational Risk** Operational errors may affect transactions, valuation, accounting, financial reporting and other processes relating to the Fund.

Charges

The charges you pay are used to pay the running costs of the Fund, including the marketing and distribution costs. These charges reduce the potential growth of the investment.

One-off charges taken before or after you invest

Entry charge	0.00%
Exit charge	0.00%

This is the maximum that might be taken out of your money before it is invested or before the proceeds of your investment are paid out.

Charges taken from the Fund over a year

Ongoing charge	0.18%
----------------	-------

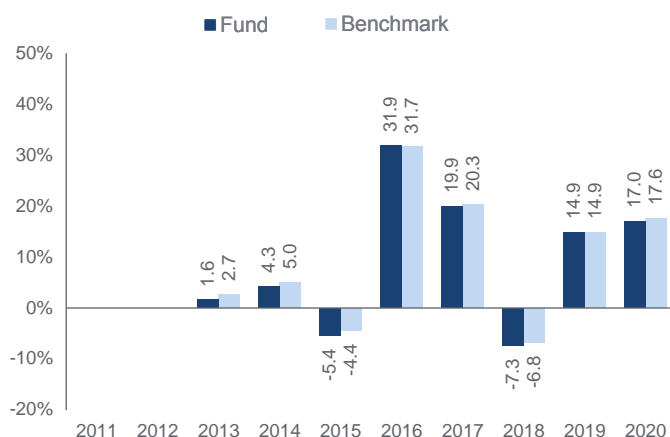
Charges taken from the Fund under certain specific conditions

Performance fee	None
-----------------	------

- The entry and exit charges shown are the maximum that may be charged. In some cases you may pay less. You can obtain the actual charges from your financial adviser.
- A conversion charge may be payable.
- The ongoing charges figure shown here is an estimate of the charges. The ongoing charges figure shown is an estimate due to a material change in the fee structure. The Fund's annual report for each financial year will include detail on the exact charges made.

Further information on Charges can be found in the "Fees and Expenses" section of the Fund's Prospectus.

Past Performance



- Past performance is not a guide to future performance; the value of your investment and any income from it can go down as well as up.
- Performance returns are based on the net asset value with distributable income reinvested. Past performance takes account of all ongoing charges but not entry, exit or conversion charges.
- The past performance of this share class is calculated in GBP.
- The performance of the Fund is shown against the performance of the FTSE World Asia Pacific excluding Japan Index.
- The Fund was launched on 20 November 1998.

Practical Information

Depositary

State Street Trustees Limited.

Further information

Further information about the OEIC including the latest Prospectus, latest published prices of shares, annual report and half yearly report may be obtained free of charge, in English, from the Administrator, HSBC Global Asset Management (UK) Limited, PO Box 3733, Royal Wootton Bassett, Swindon SN4 4BG or by visiting www.assetmanagement.hsbc.com. The most recent Prospectus is available in English. This document describes a single share class of the OEIC. The Prospectus, annual and half yearly reports are prepared for the entire OEIC.

Share classes

Other share classes are available, as detailed in the Prospectus. It is possible to convert your shares into a different share class or switch your shares into a different Fund within the OEIC. Details of how to do this are in the Prospectus (please note an initial charge may apply).

Remuneration Policy

The Remuneration Policy of the Authorised Corporate Director, which describes the remuneration practices and governance arrangements for UCITS and AIFMD Authorised entities, is available at www.assetmanagement.hsbc.com (please select "About Us" then "Our Governance" then "Remuneration Practices and Governance Arrangements for UCITS and AIFMD Authorised Entities") or on request free of charge from the Administrator.

Tax

UK tax legislation may have an impact on your personal position.

Management Company

HSBC Global Asset Management (UK) Limited, the Authorised Corporate Director, may be held liable solely on the basis of any statement contained in this document that is misleading, inaccurate or inconsistent with the relevant parts of the Prospectus for the OEIC.

Segregated liability

The OEIC is an umbrella investment company with segregated liability between Funds. This means that the holdings of one Fund are kept separate from the holdings of the other Funds and your investment in the Fund cannot be used to pay the liabilities of any other Fund.

The Fund is authorised in the United Kingdom and regulated by the Financial Conduct Authority. HSBC Global Asset Management (UK) Limited is authorised in the United Kingdom and regulated by the Financial Conduct Authority.

This key investor information is accurate as at 12 February 2021.

KEY INVESTOR INFORMATION

This document provides you with key investor information about this Fund. It is not marketing material. The information is required by law to help you understand the nature and risks of investing in this Fund. You are advised to read it so you can make an informed decision about whether to invest.

iShares Overseas Corporate Bond Index Fund (UK)

A sub-fund of BlackRock Collective Investment Funds

Class D Income GBP

ISIN: GB00BNB74B95

Manager: BlackRock Fund Managers Limited

Objectives and Investment Policy

- ▶ The Fund aims to provide a return on your investment (generated through an increase in the value of the assets held by the Fund and/or income received from those assets) by tracking closely the performance of the Bloomberg Barclays Global Aggregate Corporate ex GBP Index, the Fund's benchmark index.
- ▶ The Fund is passively managed and the investment manager has limited discretion to select the Fund's investments and in doing so may take into consideration the benchmark index. The Fund invests in fixed income securities (such as bonds) that make up the benchmark index and, at the time of purchase, comply with the credit rating requirements of the benchmark index.
- ▶ The Fund's benchmark index measures the performance of fixed income securities issued by companies in global markets, excluding issues denominated in Pounds Sterling. The fixed income securities will pay income according to a fixed rate of interest and will be investment grade (i.e. meet a specified level of credit worthiness) at the time of inclusion in the benchmark index. They will have a minimum remaining time to maturity (i.e. the time until they become due for repayment) of 1 year.
- ▶ The Fund uses techniques to achieve a similar return to its benchmark index. These techniques may include the strategic selection of certain securities that make up the benchmark index or other fixed income securities which provide similar performance to certain constituent securities. They may also include the use of derivatives (i.e. investments the prices of which based on one or more underlying assets).
- ▶ The Fund may also engage in short-term secured lending of its investments to certain eligible third parties. This is used as a means of generating additional income and to off-set the costs of the Fund.
- ▶ Recommendation: This Fund may not be appropriate for short-term investment.
- ▶ Your units will be income units (i.e. dividend income will be paid semi-annually on the units).
- ▶ Your units will be denominated in Sterling, the Fund's base currency.
- ▶ You can buy and sell your units daily. The minimum initial investment for this unit class is £100,000.

For more information on the Fund, share/unit classes, risks and charges, please see the Fund's prospectus, available on the product pages at www.blackrock.com

Risk and Reward Profile



- ▶ This indicator is based on historical data and may not be a reliable indication of the future risk profile of the Fund.
- ▶ The risk category shown is not guaranteed and may change over time.
- ▶ The lowest category does not mean risk free.
- ▶ The Fund is rated four due to the nature of its investments which include the risks listed below. These factors may impact the value of the Fund's investments or expose the Fund to losses.

- Credit risk, changes to interest rates and/or issuer defaults will have a significant impact on the performance of fixed income securities. Potential or actual credit rating downgrades may increase the level of risk.
- ▶ Particular risks not adequately captured by the risk indicator include:
 - Counterparty Risk: The insolvency of any institutions providing services such as safekeeping of assets or acting as counterparty to derivatives or other instruments, may expose the Fund to financial loss.
 - Credit Risk: The issuer of a financial asset held within the Fund may not pay income or repay capital to the Fund when due. If a financial institution is unable to meet its financial obligations, its financial assets may be subject to a write down in value or converted (i.e. "bail-in") by relevant authorities to rescue the institution.
 - Liquidity Risk: Lower liquidity means there are insufficient buyers or sellers to allow the Fund to sell or buy investments readily.

Charges

The charges are used to pay the costs of running the Fund, including the costs of marketing and distributing it. These charges reduce the potential growth of your investment.

The entry and exit charges shown are maximum figures. In some cases you might pay less. Please refer to your financial advisor or the distributor for the actual entry and exit charges.

*Subject to a charge of up to 2% paid into the Fund where the Manager suspects excessive trading by an investor.

The ongoing charges figure is based on expenses for the twelve month period ending 22 December 2020. This figure may vary from year to year. It excludes portfolio trade-related costs, except costs paid to the custodian and any entry/exit charge paid to an underlying collective investment scheme (if any).

** To the extent the Fund undertakes securities lending to reduce costs, the Fund will receive 62.5% of the associated revenue generated and the remaining 37.5% will be received by BlackRock as the securities lending agent. As securities lending revenue sharing does not increase the costs of running the Fund, this has been excluded from the ongoing charges.

One-off charges taken before or after you invest	
Entry Charge	None
Exit Charge	None*

This is the maximum that might be taken out of your money before it is invested or before proceeds of your investments are paid out.

Charges taken from the Fund over each year	
Ongoing Charges	0.11%**
Charges taken from the Fund under certain conditions	
Performance Fee	None

Past Performance

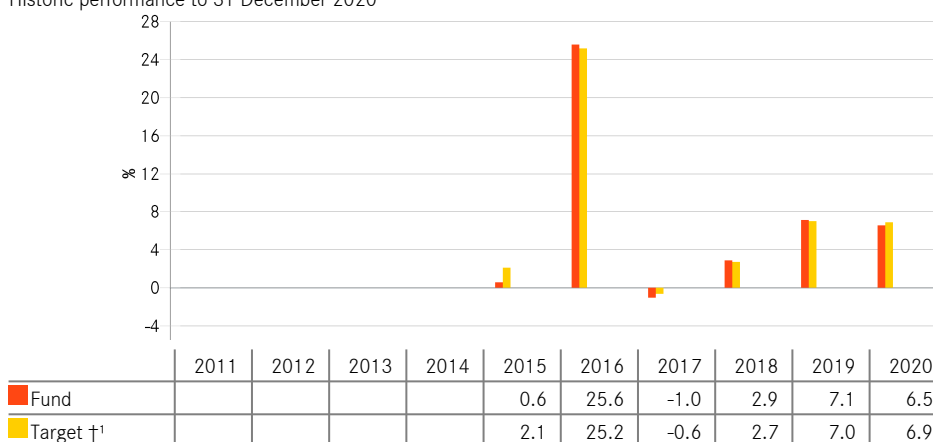
Past performance is not a guide to future performance.

The chart shows the Fund's annual performance in GBP for each full calendar year over the period displayed in the chart. It is expressed as a percentage change of the Fund's net asset value at each year-end. The Fund was launched in 2011. The unit class was launched in 2014.

Performance is shown after deduction of ongoing charges. Any entry/exit charges are excluded from the calculation.

†¹Bloomberg Barclays Global Aggregate Corporate ex GBP Index (GBP)

Historic performance to 31 December 2020



Practical Information

- ▶ The trustee and depositary of the Fund is The Bank of New York Mellon (International) Limited, which also acts as custodian.
- ▶ Further information about the Fund can be obtained from the latest annual report and half-yearly reports of the BlackRock Collective Investment Funds (BCIF). These documents are available free of charge in English. These can be found, along with other information, such as unit prices, on the BlackRock website at www.blackrock.com, on the iShares website at www.ishares.com or by calling Investor Services on 0800 44 55 22.
- ▶ Investors should note that the tax legislation that applies to the Fund may have an impact on the personal tax position of your investment in the Fund.
- ▶ The Fund is a sub-fund of BCIF, an umbrella structure comprising different sub-funds. This document is specific to the Fund and unit class stated at the beginning of this document. However, the prospectus, annual and half-yearly reports are prepared for the umbrella.
- ▶ BlackRock Fund Managers Limited may be held liable solely on the basis of any statement contained in this document that is misleading, inaccurate or inconsistent with the relevant parts of the Fund's prospectus.
- ▶ The assets of the Fund are held on trust for its unitholders under English trust law which means that its assets cannot be used to discharge the liabilities of other sub-funds within BCIF. In addition, the Fund's assets are held separately from the assets of other sub-funds.
- ▶ Investors may switch their units in the Fund for units in another sub-fund within BCIF, subject to meeting certain conditions as set out in the prospectus.
- ▶ The Remuneration Policy of the Management Company, which describes how remuneration and benefits are determined and awarded, and the associated governance arrangements, is available at www.blackrock.com/Remunerationpolicy or on request from the registered office of the Management Company.

KEY INVESTOR INFORMATION

This document provides you with key investor information about this Fund. It is not marketing material. The information is required by law to help you understand the nature and the risks of investing in this Fund. You are advised to read it so you can make an informed decision about whether to invest.

JPMorgan Fund II ICVC

ISIN: GB00BYTRDH73

JPM UK Equity Income Fund C - Net Accumulation

a Share Class of JPMorgan Fund II ICVC - JPM UK Equity Income Fund. The Authorised Corporate Director ("ACD") is JPMorgan Funds Limited

Objectives, Process and Policies

INVESTMENT OBJECTIVE

The Fund aims to generate a yield, after fees, over a 3 year rolling period, in excess of the FTSE™ All-Share Index and to provide capital growth over the long-term (5-10 years).

INVESTMENT PROCESS

Investment approach

- Uses the Behavioural Finance process that is based on investments in stocks with specific style characteristics, such as value, quality and momentum.
- Applies a disciplined, bottom up investment approach to stock selection.
- Uses a best ideas approach to finding the most attractive investment ideas with minimal constraints.

Benchmark FTSE All-Share Index (Net)

Benchmark uses and resemblance

- The Fund is actively managed. The Benchmark is a Performance Target. The Fund seeks a yield in excess of the Benchmark but its holdings in securities are not constrained by the Benchmark. The Benchmark has been chosen as it reflects the Fund's investment strategy and income yield objective.

POLICIES

Main investment exposure At least 80% of assets invested in equities of companies that are domiciled, or carrying out the main part of their economic activity, in the UK. The Fund may invest in small capitalisation companies.

In search of income, the Fund may have significant positions in specific sectors from time to time.

Other investment exposures Cash and near cash on an ancillary basis.

Derivatives Used for: efficient portfolio management; hedging. Types: see Fund Derivative Usage table under How the Funds Use Derivatives, Instruments and Techniques in the Prospectus. TRS including CFD: none. Global exposure calculation method: commitment.

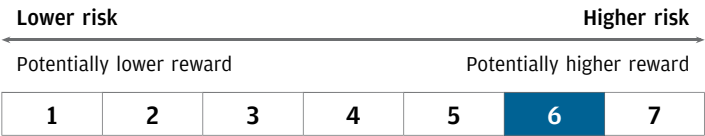
Currencies Fund Base Currency: GBP. Currencies of asset denomination: typically GBP. Hedging approach: not applicable.

Redemption and Dealing Shares of the Fund may be redeemed on demand, with dealing normally on a daily basis.

Distribution Policy This Share Class will reinvest income.

For an explanation of some of the terms used in this document, please visit the glossary on our website at www.jpmorgan.co.uk/kiid-glossary.

Risk and Reward Profile



The above rating is based on the historic volatility of the simulated Net Asset Value of this Share Class over the last five years and may not be a reliable indication of the future risk profile of this Share Class.

The risk and reward category shown above is not guaranteed to remain unchanged and may change over time.

A Share Class with the lowest risk rating does not mean a risk-free investment.

Why is this Share Class in this category? This Share Class is classified in category 6 because its simulated Net Asset Value has shown high fluctuations historically.

OTHER MATERIAL RISKS:

The Fund is subject to **Investment risks** and **Other associated risks** from the techniques and securities it uses to seek to achieve its objective.

The table on the right explains how these risks relate to each other and the **Outcomes to the Shareholder** that could affect an investment in the Fund.

Investors should also read [Risk Descriptions](#) in the Prospectus for a full description of each risk.

Investment risks *Risks from the Fund's techniques and securities*

Techniques	Securities
Concentration	Equities
Hedging	Smaller companies

Other associated risks *Further risks the Fund is exposed to from its use of the techniques and securities above*

Liquidity	Market
-----------	--------

Outcomes to the Shareholder *Potential impact of the risks above*

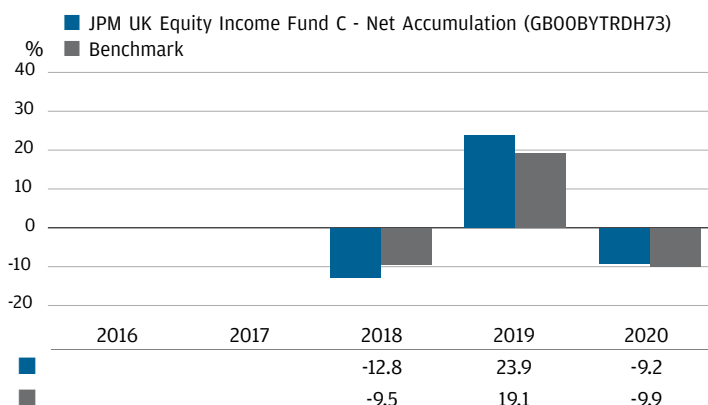
Loss Shareholders could lose some or all of their money.	Volatility Shares of the Fund will fluctuate in value.	Failure to meet the Fund's objective.
---	---	--

Charges

One-off charges taken before or after you invest		
Entry charge	None	This is the maximum that might be taken out of your money before it is invested or before the proceeds of your investment are paid out.
Exit charge	None	
Charges taken from this Share Class over a year		
Ongoing charge	0.75%	The ongoing charge is based on the last year's expenses to December 2020 and may vary from year to year.
Charges taken from this Share Class under certain specific conditions		
Performance fee	None	

- The actual entry and exit charges paid may be less. Information on charges can be obtained from the investor's financial adviser.
- The Prospectus permits a fee to be charged for switching between Funds but this fee is currently waived by the Authorised Corporate Director.
- Charges are used to pay the costs of running this Share Class. These charges reduce the potential growth of the investment.
- Further information about charges can be found in the "Share Classes and Costs" section of the Prospectus.

Past Performance



- Past performance is not a guide to future performance.
- Performance data has been calculated including tax, ongoing charges and portfolio transaction costs and excluding entry and exit charges, in GBP.
- Fund launch date: 2017.
- Share Class launch date: 2017.

Practical Information

Depository The fund depository is NatWest Trustee and Depository Services Limited

Further Information A copy of the Prospectus and latest annual and semi-annual financial report in English can be downloaded or ordered online from www.jpmmorgan.co.uk/investor or are available free of charge upon request from our UK-based Investor Services Team on 0800 20 40 20 (or +44 1268 44 44 70 if calling from outside the UK) or by writing to J.P. Morgan Asset Management, Client Administration Centre, PO Box 12272, Chelmsford, CM99 2EL.

Share prices can be obtained online at www.jpmmorgan.co.uk/investor or by telephoning 0800 20 40 20 (or +44 1268 44 44 70 if calling from outside the UK).

Please note if you call J.P. Morgan Asset Management, calls may be recorded and monitored for security and training purposes.

Remuneration Policy The ACD's Remuneration Policy can be found on <https://am.jpmmorgan.com/gb/en/asset-management/gim/awm/legal/emea-remuneration-policy>. This policy includes details of how remuneration and benefits are calculated, including responsibilities and composition of the committee which oversees and controls the policy. A copy of this policy can be requested free of charge from the ACD.

Tax The Fund is subject to UK tax regulations. This may have an impact on an investor's personal tax position.

Legal Information JPMorgan Funds Limited may be held liable solely on the basis of any statement contained in this document that is misleading, inaccurate or inconsistent with the relevant parts of the Prospectus.

JPMorgan Fund II ICVC consists of separate Funds, each of which issues one or more Share Classes. This document is prepared for a specific Share Class. The Prospectus and annual and semi-annual financial reports are prepared for JPMorgan Fund II ICVC.

The Fund is part of JPMorgan Fund II ICVC. The assets and liabilities of each fund in JPMorgan Fund II ICVC are segregated by law. This means that the assets of the Fund belong exclusively to the Fund and will not be used to pay the liabilities of any other person or body, including JPMorgan Fund II ICVC or any other Fund within JPMorgan Fund II ICVC.

Switching and Conversion Investors may switch into Shares of another Fund of JPMorgan Fund II ICVC or convert Shares in one Class in a Fund to Shares of another Class in the same Fund subject to meeting any relevant eligibility requirements and minimum holding amounts. Further information can be found in "section 4.3.10 - Switching and Conversion of Shares" of the Prospectus.

Privacy Policy You should note that, if you contact J.P. Morgan Asset Management by telephone, those lines may be recorded and monitored for legal, security and training purposes. You should also take note that information and data from communications with you may be processed by J.P. Morgan Asset Management, acting as a data controller, in accordance with applicable data protection laws. Further information about processing activities of J.P. Morgan Asset Management can be found in the EMEA Privacy Policy, which is available at www.jpmmorgan.com/emea-privacy-policy. Additional copies of the EMEA Privacy Policy are available on request.

Key Investor Information

This document provides you with key investor information about this fund. It is not marketing material. The information is required by law to help you understand the nature and the risks of investing in this fund. You are advised to read it so you can make an informed decision about whether to invest.

Legal & General All Stocks Gilt Index Trust Class I Income - ISIN: GB00B8387G12

The authorised fund manager of the Fund is Legal & General (Unit Trust Managers) Limited.

OBJECTIVES AND INVESTMENT POLICY

- The objective of the Fund is to provide a combination of growth and income by tracking the performance of the FTSE Actuaries UK Conventional Gilts All Stocks Index, (the "Benchmark Index"). This objective is after the deduction of charges and taxation.
 - The Benchmark Index comprises government or other public bonds (a type of loan which pays interest) issued by the government of the United Kingdom (known as gilts) in accordance with the index provider's methodology.
 - The gilts that the Fund invests in will be investment grade bonds (rated as lower risk). Investment grade bonds are bonds that have achieved a higher credit rating from a rating agency. Credit ratings give an indication of how likely it is that the issuer of a bond will be able to pay back interest and the loan on time.
 - The Fund seeks to replicate as closely as possible the constituents of the Benchmark Index.
 - The Fund will have at least 90% exposure to assets that are included in the Benchmark Index.
 - The Fund may also invest in government or other public bonds issued by the government of the United Kingdom which are reasonably expected to become part of the Benchmark Index in the near future or are an alternative to a constituent of the Benchmark Index, money market instruments (such as treasury bills), cash, deposits and collective investment schemes, including those managed or operated by the Manager or an associate of the Manager.
 - The Manager may only hold money market instruments and deposits for liquidity purposes to facilitate the redemption of units and the efficient management of the Fund.
 - The Fund may use derivatives (contracts which have a value linked to the price of another asset) to:
 - reduce risk or cost; or
 - generate additional capital or income with no, or an acceptably low, level of risk.
- Other information:**
- The Fund is passively managed as it tracks the Benchmark Index.
 - Your units will be income units. Income from the Fund's investments will be paid out to you every six months (as interest). This will reduce your capital growth accordingly.
 - You can buy or sell units in this Fund on any business day. You need to contact us with your instruction before 12 noon. This is the time we calculate unit prices for this Fund. If you contact us after 12 noon, the units will be bought or sold at the next business day's price.
 - The Fund's base currency is denominated in sterling (British pounds).
 - This Fund may be suitable for investors looking for a combination of growth and income from an investment in bonds issued by the UK government (known as gilts), as represented by the Benchmark Index.
 - Although investors can take their money out at any time, this Fund may not be appropriate for those who plan to withdraw their money within five years.
 - This Fund is not designed for investors who cannot afford more than a minimal loss of their investment.
 - If you do not understand this document we recommend you seek additional information to help you decide if this Fund is right for you.

RISK AND REWARD PROFILE

Lower risk ← Higher risk
Potentially lower rewards Potentially higher rewards

1	2	3	4	5	6	7
---	---	---	---	---	---	---

- The Risk and Reward Indicator table demonstrates where the Fund ranks in terms of its potential risk and reward. The higher the rank the greater the potential reward but the greater the risk of losing money. It is not guaranteed to remain the same and may change over time. It is based on historical data and may not be a reliable indication of the future risk profile of the Fund. The shaded area in the table above shows the Fund's ranking on the Risk and Reward Indicator.
 - The Fund is in category 4 because it invests in company or government bonds which are sensitive to changes in interest rates, inflation and credit. This can be driven by political and economic changes and other significant events and may cause the value to go up and down. Bonds that are closer to their maturity date tend to be more stable in value. Bonds are generally considered to be higher risk investments than cash, but lower risk than company shares.
 - Even a fund in the lowest category is not a risk free investment.
 - The value of your investment and any income you take from it may fall as well as rise and is not guaranteed. You might get back less than you invest.
- Further information on the risks of investing in this fund is contained in the Prospectus available at www.legalandgeneral.com/reports.

The risk and reward indicator may not take account of the following risks of investing in the Fund:

- The Fund could lose money if any institutions providing services such as acting as counterparty to derivatives or other instruments, becomes unwilling or unable to meet its obligations to the Fund.
- The Fund holds bonds that are traded through agents, brokers or investment banks matching buyers and sellers. This makes the bonds less easy to buy and sell than investments traded on an exchange. In exceptional circumstances the Fund may not be able to sell bonds and may defer withdrawals, or suspend dealing. The Directors can only delay paying out if it is in the interests of all investors and with the permission of the Fund depositary.
- The Fund invests directly or indirectly in bonds which are issued by companies or governments. If these companies or governments experience financial difficulty, they may be unable to pay back some or all of the interest, original investment or other payments that they owe. If this happens, the value of the Fund may fall.
- Investment returns on bonds are sensitive to trends in interest rate movements. Such changes will affect the value of your investment.
- Derivatives are highly sensitive to changes in the value of the asset on which they are based and can increase the size of losses and gains.
- We may take some or all of the ongoing charges from the Fund's capital rather than the Fund's income. This increases the amount of income, but it reduces the growth potential and may lead to a fall in the value of the Fund.



CHARGES

The charges you pay are used to pay the costs of running the Fund, including the costs of marketing and distributing it. These charges reduce the potential return from your investment.

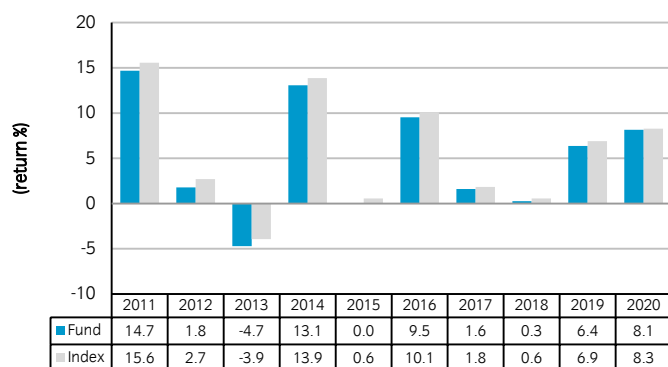
One-off charges taken before or after you invest	
Entry charge	0.00%
Exit charge	0.00%
This is the maximum that might be taken out of your money before it is invested.	
The price for buying and selling units is subject to a Dilution Adjustment See opposite.	
Charges taken from the fund over a year	
Ongoing charge	0.15%
Charges taken from the fund under certain specific conditions	
Performance fee	None

- There are no entry or exit charges.
- The ongoing charges figure is based on the latest available expenses at December 2020. This figure may vary from year to year.
- This Fund's ongoing charges include any charges made by any other funds it may invest in. They exclude portfolio transaction costs.
- The ongoing charges are taken partly from the income and partly from the capital of the Fund.

Other costs:

- **Dilution Adjustment:** on any day, the prices for buying or selling units in this Fund are the same. The Fund manager calculates a single price for this Fund based on the mid-point between the buying and selling prices of the Fund's assets. In certain circumstances, the Fund manager can adjust this price to account for whether there is more money going into or coming out of the Fund. This is called a 'dilution adjustment'. This can vary but as an example for this Fund we estimate 0.04% for purchases and 0.04% for sales at 04 October 2021. The amount of the dilution adjustment may differ in future.
- For more information about charges and costs, please see the charges and expenses section in the Fund's Prospectus, or visit our website at legalandgeneral.com/chargesandfees.

PAST PERFORMANCE



- Past performance is not a guide to future performance.
- The figures for the Fund take into account the ongoing charges and assume income (after any tax) is reinvested.
- The performance has been calculated in Sterling (British Pounds).
- The Fund will not replicate the performance of the Benchmark Index perfectly due to the expenses, tax and transaction costs incurred by the Fund, which are not included in the Benchmark Index.
- The annual return is for a 12 month period ending 31 December.
- The Fund launched in 1981.
- This unit class launched in 2012.
- The I class was launched on 20/12/12. Prior to that date the chart opposite shows the performance of the M class, which has equivalent charges.

PRACTICAL INFORMATION

- The trustee and depositary is Northern Trust Investor Services Limited.
- You can obtain further information about the Fund including copies of its prospectus and the latest annual and semi-annual reports at www.legalandgeneral.com/reports. Paper copies of these documents are also available free of charge in English from Legal & General Investments, PO Box 6080, Wolverhampton WV1 9RB.
- Investors can get other practical information, including the latest prices, dilution adjustment and details of any other unit classes that are available, by calling us on **0370 050 0955** Monday to Friday between 8.30am and 6.00pm. Call charges will vary.
- This Fund is subject to the tax legislation of the United Kingdom, which may have an impact on each investor's personal tax position.
- Legal & General (Unit Trust Managers) Limited may be held liable solely on the basis of any statement contained in this document that is misleading, inaccurate or inconsistent with the relevant parts of the Prospectus for the Fund.
- Details of our Remuneration Policy including our Remuneration Committee and how remuneration and benefits are calculated can be accessed from www.lgim.com/remuneration. A paper copy is also available free of charge upon request.
- The Benchmark Index is administered by FTSE International Limited who are listed on the register of administrators and benchmarks maintained by ESMA.

Key Investor Information

This document provides you with key investor information about this fund. It is not marketing material. The information is required by law to help you understand the nature and the risks of investing in this fund. You are advised to read it so you can make an informed decision about whether to invest.

Legal & General Cash Trust Class I Accumulation - ISIN: GB00B0CNHB64

The authorised fund manager of the Fund is Legal & General (Unit Trust Managers) Limited.

OBJECTIVES AND INVESTMENT POLICY

- The objective of this Fund is to maintain capital and to provide a return in line with money market rates, before charges.
 - The Fund will generally invest in short term deposits, certificates of deposit, government bonds (predominantly UK) issued in pounds sterling (a type of loan which pays interest) and Repos. Repos are an agreement between two parties to sell or buy an asset and later reverse the trade at an agreed date and price.
 - In stressed market conditions, the Fund may be invested up to 100% in government and public securities issued by a single issuer.
 - The maximum maturity of the instruments the Fund invests in is 397 days but the Fund must maintain a weighted average maturity of less than 60 days.
 - The bonds that the Fund invests in must be investment grade (rated as lower risk). Investment grade bonds are bonds that have achieved a higher credit rating from a rating agency. Credit ratings give an indication of how likely it is that the issuer of a bond will be able to pay back interest and the loan on time.
 - The Fund may use derivatives (contracts which have a value linked to the price of another asset) to:
 - reduce risk or cost; or
 - generate additional capital or income with no, or an acceptably low, level of risk.
 - The Fund may also invest in other fixed income securities, other money market instruments and collective investment schemes.
- Other information:**
- The Fund is actively managed as the Manager uses their expertise to select investments to achieve the Fund's objective.
 - There is no representative target or constraining benchmark available for this Fund.
 - The Fund is a short-term variable net asset value money market fund.
 - Your units will be accumulation units. Income from the Fund's investments (interest) will be reinvested back into the value of your units.
 - You can buy or sell units in this Fund on any business day. You need to contact us with your instruction before 12 noon. This is the time we calculate unit prices for this Fund. If you contact us after 12 noon, the units will be bought or sold at the next business day's price.
 - The Fund's base currency is denominated in sterling (British pounds).
 - This Fund is designed for investors looking to preserve their money from an investment in deposits and short term instruments.
 - This Fund may be appropriate for investors looking to invest for a short period of time.
 - If you do not understand this document we recommend you seek additional information to help you decide if this Fund is right for you.

RISK AND REWARD PROFILE

Lower risk ← → Higher risk
Potentially lower rewards Potentially higher rewards

1	2	3	4	5	6	7
---	---	---	---	---	---	---

- The Risk and Reward Indicator table demonstrates where the Fund ranks in terms of its potential risk and reward. The higher the rank the greater the potential reward but the greater the risk of losing money. It is not guaranteed to remain the same and may change over time. It is based on historical data and may not be a reliable indication of the future risk profile of the Fund. The shaded area in the table above shows the Fund's ranking on the Risk and Reward Indicator.
 - The Fund is in category 1 as it invests in instruments which are very liquid, have short maturities which have a high credit rating and are considered lower risk than longer maturing securities.
 - Even a fund in the lowest category is not a risk free investment.
 - The value of your investment may fall as well as rise and is not guaranteed. You might get back less than you invest.
- Further information on the risks of investing in this fund is contained in the Prospectus available at www.legalandgeneral.com/reports. The risk and reward indicator may not take account of the following risks of investing in the Fund:
- The Fund could lose money if any institutions providing services such as acting as counterparty to derivatives or other instruments, becomes unwilling or unable to meet its obligations to the Fund.
 - The Fund holds bonds that are traded through agents, brokers or investment banks matching buyers and sellers. This makes the bonds less easy to buy and sell than investments traded on an exchange. In exceptional circumstances the Fund may not be able to sell bonds and may defer withdrawals, or suspend dealing. The Directors can only delay paying out if it is in the interests of all investors and with the permission of the Fund depositary.
 - The Fund has money on deposit with companies such as banks or other financial institutions and invests in bonds which are issued by the government. If these companies or the government experience financial difficulty, they may be unable to pay back some or all of the interest, original investment or other payments that they owe. If this happens, the value of the Fund may fall.
 - Investment returns on bonds are sensitive to trends in interest rate movements. Such changes will affect the value of your investment.
 - Derivatives are highly sensitive to changes in the value of the asset on which they are based and can increase the size of losses and gains.
 - When interest rates are low or negative and if the Fund's income is not enough to pay the charges, the Fund's capital will be used instead. This may cause capital erosion and the value of the Fund to fall.
 - Where interest rates are negative, you may not receive interest payments and the value of your Fund may decrease.
 - We may take some or all of the ongoing charges from the Fund's capital rather than the Fund's income. This increases the amount of income, but it reduces the growth potential and may lead to a fall in the value of the Fund.



CHARGES

The charges you pay are used to pay the costs of running the Fund, including the costs of marketing and distributing it. These charges reduce the potential return from your investment.

One-off charges taken before or after you invest	
Entry charge	0.00%
Exit charge	0.00%
This is the maximum that might be taken out of your money before it is invested.	
The price for buying and selling units is subject to a Dilution Adjustment See opposite.	
Charges taken from the fund over a year	
Ongoing charge	0.15%
Charges taken from the fund under certain specific conditions	
Performance fee	None

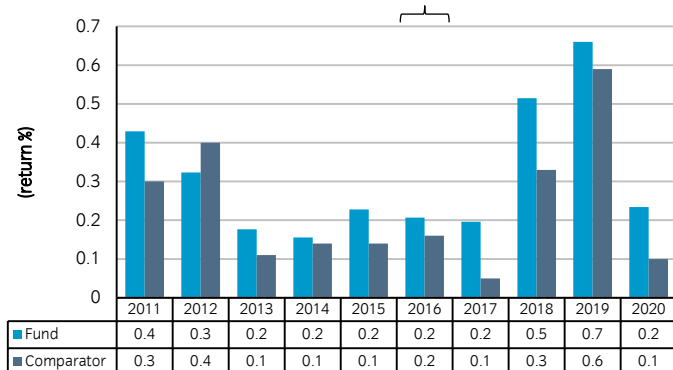
- There are no entry or exit charges.
- The ongoing charges figure is based on the latest available expenses at December 2020. This figure may vary from year to year.
- This Fund's ongoing charges include any charges made by any other funds it may invest in. They exclude portfolio transaction costs.
- The ongoing charges are taken from the income of the Fund.

Other costs:

- **Dilution Adjustment:** on any day, the prices for buying or selling units in this Fund are the same. The Fund manager calculates a single price for this Fund based on the mid-point between the buying and selling prices of the Fund's assets. In certain circumstances, the Fund manager can adjust this price to account for whether there is more money going into or coming out of the Fund. This is called a 'dilution adjustment'. This can vary but as an example for this Fund we estimate 0.00% for purchases and 0.00% for sales at 28 January 2021. The amount of the dilution adjustment may differ in future.
- For more information about charges and costs, please see the charges and expenses section in the Fund's Prospectus, or visit our website at legalandgeneral.com/chargesandfees.

PAST PERFORMANCE

Performance prior to this point achieved under circumstances that no longer apply.



- Past performance is not a guide to future performance.
- The figures for the Fund take into account the ongoing charges and assume income (after any tax) is reinvested.
- The performance has been calculated in Sterling (British Pounds).
- The annual return is for a 12 month period ending 31 December.
- The Fund launched in 1992.
- This unit class launched in 2005.
- To assess the performance of the Fund, it can be compared to the IA sector, Short Term Money Market (referred to as the "Comparator" in the chart opposite).
- **Please note that performance up to 2015 shown in this graph was achieved under a different investment approach which no longer applies. Performance after 2015 is under the current investment approach, which started on 28 April 2016.**

PRACTICAL INFORMATION

- The trustee and depositary is Northern Trust Investor Services Limited.
- You can obtain further information about the Fund including copies of its prospectus and the latest annual and semi-annual reports at www.legalandgeneral.com/reports. Paper copies of these documents are also available free of charge in English from Legal & General Investments, PO Box 6080, Wolverhampton WV1 9RB.
- Investors can get other practical information, including the latest prices, dilution adjustment and details of any other unit classes that are available, by calling us on **0370 050 0955** Monday to Friday between 8.30am and 6.00pm. Call charges will vary.
- This Fund is subject to the tax legislation of the United Kingdom, which may have an impact on each investor's personal tax position.
- Legal & General (Unit Trust Managers) Limited may be held liable solely on the basis of any statement contained in this document that is misleading, inaccurate or inconsistent with the relevant parts of the Prospectus for the Fund.
- Details of our Remuneration Policy including our Remuneration Committee and how remuneration and benefits are calculated can be accessed from www.lgim.com/remuneration. A paper copy is also available free of charge upon request.

Key Investor Information

This document provides you with key investor information about this fund. It is not marketing material. The information is required by law to help you understand the nature and the risks of investing in this fund. You are advised to read it so you can make an informed decision about whether to invest.

Legal & General Global Inflation Linked Bond Index Fund Class I Income - ISIN: GB00BBHXXNM10

The authorised fund manager of the Fund is Legal & General (Unit Trust Managers) Limited.

OBJECTIVES AND INVESTMENT POLICY

- The objective of the Fund is to provide a combination of growth and income by tracking the Bloomberg World Government Ex UK Inflation Linked Bonds Hedged GBP Index, the "Benchmark Index". This objective is after the deduction of charges and taxation.
 - The Fund seeks to replicate as closely as possible the constituents of the Benchmark Index. The Fund will have at least 90% exposure to assets that are included in the Benchmark Index.
 - The Benchmark Index is comprised of bonds (a type of loan which pays interest) issued by governments across all geographical areas (excluding the UK) which are denominated in the local currency of the country and which are linked to the rate of inflation in the country.
 - The Fund may invest in sub-investment grade bonds. The bonds that the Fund invests in will be a mixture of investment grade bonds (rated as lower risk) and sub-investment grade bonds (rated as higher risk). The mix will closely match that of the Benchmark Index. Investment and sub-investment grade bonds are bonds that have been given a credit rating by a rating agency. Credit ratings give an indication of how likely it is that the issuer of a bond will be able to pay back interest and the loan on time.
 - The Fund may also invest in bonds which are reasonably expected to become part of the Benchmark Index in the near future or are an alternative to a constituent of the Benchmark Index, money market instruments (such as treasury bills), cash, deposits and collective investment schemes, including those managed or operated by the Manager or an associate of the Manager.
 - The Fund will use forward foreign exchange or currency future derivatives in order to manage the currency exposure in line with the Benchmark Index. The Fund may use other types of derivatives (contracts which have a value linked to the price of another asset) to: • reduce risk or cost; or • generate additional capital or income with no, or an acceptably low, level of risk.
- Other information:**
- The Fund is passively managed as it tracks the Benchmark Index.
 - Your units will be income units. Income from the Fund's investments will be paid out to you every six months (as interest). This will reduce your capital growth accordingly.
 - You can buy or sell units in this Fund on any business day. You need to contact us with your instruction before 3.00pm. This is the time we calculate unit prices for this Fund. If you contact us after 3.00pm, the units will be bought or sold at the next business day's price.
 - The Fund's base currency is denominated in sterling (British pounds).
 - This Fund may be suitable for investors looking for a combination of growth and income from an investment in global inflation linked bonds excluding those issued by the UK government, as represented by the Benchmark Index.
 - Although investors can take their money out at any time, this Fund may not be appropriate for those who plan to withdraw their money within five years.
 - This Fund is not designed for investors who cannot afford more than a minimal loss of their investment.
 - If you do not understand this document we recommend you seek additional information to help you decide if this Fund is right for you.

RISK AND REWARD PROFILE

Lower risk ← → Higher risk
Potentially lower rewards Potentially higher rewards

1	2	3	4	5	6	7
---	---	---	---	---	---	---

- The Risk and Reward Indicator table demonstrates where the Fund ranks in terms of its potential risk and reward. The higher the rank the greater the potential reward but the greater the risk of losing money. It is not guaranteed to remain the same and may change over time. It is based on historical data and may not be a reliable indication of the future risk profile of the Fund. The shaded area in the table above shows the Fund's ranking on the Risk and Reward Indicator.
 - The Fund is in category 3 because it invests in company or government bonds which are sensitive to changes in interest rates, inflation and credit. This can be driven by political and economic changes and other significant events and may cause the value to go up and down. Bonds that are closer to their maturity date tend to be more stable in value. Bonds are generally considered to be higher risk investments than cash, but lower risk than company shares.
 - Even a fund in the lowest category is not a risk free investment.
 - The value of your investment and any income you take from it may fall as well as rise and is not guaranteed. You might get back less than you invest.
- Further information on the risks of investing in this fund is contained in the Prospectus available at www.legalandgeneral.com/reports.
- The risk and reward indicator may not take account of the following risks of investing in the Fund:
- The Fund could lose money if any institutions providing services such as acting as counterparty to derivatives or other instruments, becomes unwilling or unable to meet its obligations to the Fund.
 - The Fund holds bonds that are traded through agents, brokers or investment banks matching buyers and sellers. This makes the bonds less easy to buy and sell than investments traded on an exchange. In exceptional circumstances the Fund may not be able to sell bonds and may defer withdrawals, or suspend dealing. The Directors can only delay paying out if it is in the interests of all investors and with the permission of the Fund depositary.
 - The Fund invests directly or indirectly in bonds which are issued by companies or governments. If these companies or governments experience financial difficulty, they may be unable to pay back some or all of the interest, original investment or other payments that they owe. If this happens, the value of the Fund may fall.
 - Investment returns on bonds are sensitive to trends in interest rate movements. Such changes will affect the value of your investment.
 - Derivatives are highly sensitive to changes in the value of the asset on which they are based and can increase the size of losses and gains.
 - There may be differences in performance between the Fund's assets and the derivatives used to manage the fluctuation of exchange rates with Sterling. This could result at times in the Fund being over protected or under protected against these fluctuations.
 - The Fund may have underlying investments that are valued in currencies that are different from GBP. Exchange rate fluctuations will impact the value of your investment. Currency hedging techniques may be applied to reduce this impact but may not entirely eliminate it.



CHARGES

The charges you pay are used to pay the costs of running the Fund, including the costs of marketing and distributing it. These charges reduce the potential return from your investment.

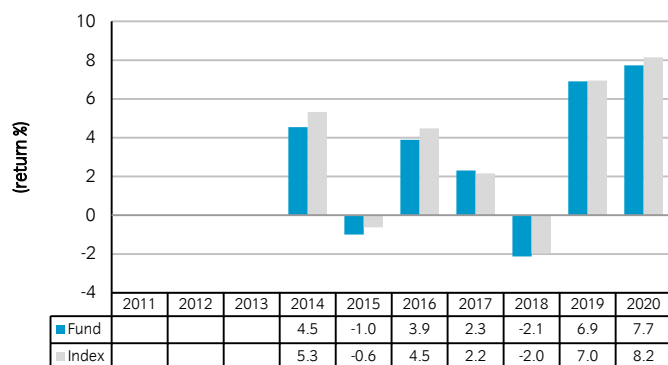
One-off charges taken before or after you invest	
Entry charge	0.00%
Exit charge	0.00%
This is the maximum that might be taken out of your money before it is invested.	
The price for buying and selling units is subject to a Dilution Adjustment See opposite.	
Charges taken from the fund over a year	
Ongoing charge	0.23%
Charges taken from the fund under certain specific conditions	
Performance fee	None

- There are no entry or exit charges.
- The ongoing charges figure is based on the latest available expenses at May 2021. This figure may vary from year to year.
- This Fund's ongoing charges include any charges made by any other funds it may invest in. They exclude portfolio transaction costs.
- The ongoing charges are taken from the income of the Fund.

Other costs:

- **Dilution Adjustment:** on any day, the prices for buying or selling units in this Fund are the same. The Fund manager calculates a single price for this Fund based on the mid-point between the buying and selling prices of the Fund's assets. In certain circumstances, the Fund manager can adjust this price to account for whether there is more money going into or coming out of the Fund. This is called a 'dilution adjustment'. This can vary but as an example for this Fund we estimate 0.07% for purchases and 0.07% for sales at 04 October 2021. The amount of the dilution adjustment may differ in future.
- For more information about charges and costs, please see the charges and expenses section in the Fund's Prospectus, or visit our website at legalandgeneral.com/chargesandfees.

PAST PERFORMANCE



- Past performance is not a guide to future performance.
- The figures for the Fund take into account the ongoing charges and assume income (after any tax) is reinvested.
- The performance has been calculated in Sterling (British Pounds).
- The Fund will not replicate the performance of the Benchmark Index perfectly due to the expenses, tax and transaction costs incurred by the Fund, which are not included in the Benchmark Index.
- The annual return is for a 12 month period ending 31 December.
- The Fund launched in 2013.
- This unit class launched in 2013.

PRACTICAL INFORMATION

- The trustee and depositary is Northern Trust Investor Services Limited.
- You can obtain further information about the Fund including copies of its prospectus and the latest annual and semi-annual reports at www.legalandgeneral.com/reports. Paper copies of these documents are also available free of charge in English from Legal & General Investments, PO Box 6080, Wolverhampton WV1 9RB.
- Investors can get other practical information, including the latest prices, dilution adjustment and details of any other unit classes that are available, by calling us on **0370 050 0955** Monday to Friday between 8.30am and 6.00pm. Call charges will vary.
- This Fund is subject to the tax legislation of the United Kingdom, which may have an impact on each investor's personal tax position.
- Legal & General (Unit Trust Managers) Limited may be held liable solely on the basis of any statement contained in this document that is misleading, inaccurate or inconsistent with the relevant parts of the Prospectus for the Fund.
- Details of our Remuneration Policy including our Remuneration Committee and how remuneration and benefits are calculated can be accessed from www.lgim.com/remuneration. A paper copy is also available free of charge upon request.
- The Benchmark Index is administered by Bloomberg Index Services Limited who are listed on the register of administrators and benchmarks maintained by ESMA.

Key Investor Information

This document provides you with key investor information about this fund. It is not marketing material. The information is required by law to help you understand the nature and the risks of investing in this fund. You are advised to read it so you can make an informed decision about whether to invest.

Legal & General US Index Trust Class I Income - ISIN: GB00B0CNGS66

The authorised fund manager of the Fund is Legal & General (Unit Trust Managers) Limited.

OBJECTIVES AND INVESTMENT POLICY

- The objective of the Fund is to provide growth by tracking the capital performance of the FTSE USA Index, the "Benchmark Index". This objective is after the deduction of charges and taxation.
- The Benchmark Index is comprised of shares in large and middle capitalisation companies in the United States of America in accordance with the index provider's methodology.
- The Fund's investments will closely match those that make up the Benchmark Index.
- The Fund will invest at least 90% in assets that are included in the Benchmark Index.
- The Fund may also invest in money market instruments (such as treasury bills), cash, deposits, shares in companies which are reasonably expected to become part of the Benchmark Index in the near future or are an alternative to a constituent of the Benchmark Index and collective investment schemes, including those managed or operated by the Manager or an associate of the Manager.
- The Fund may use derivatives (contracts which have a value linked to the price of another asset) to:
 - reduce risk or cost; or
 - generate additional capital or income with no, or an acceptably low, level of risk.

Other information:

- The Fund is passively managed as it tracks the Benchmark Index.
- Your units will be income units. Income from the Fund's investments will be paid out to you every six months (as a dividend). This will reduce your capital growth accordingly.
- You can buy or sell units in this Fund on any business day. You need to contact us with your instruction before 3.00pm. This is the time we calculate unit prices for this Fund. If you contact us after 3.00pm, the units will be bought or sold at the next business day's price.
- The Fund's base currency is denominated in sterling (British pounds).
- This Fund may be suitable for investors looking for growth by tracking the US stock market as represented by the Benchmark Index.
- Although investors can take their money out at any time, this Fund may not be appropriate for those who plan to withdraw their money within five years.
- This Fund is not designed for investors who cannot afford more than a minimal loss of their investment.
- If you do not understand this document we recommend you seek additional information to help you decide if this Fund is right for you.

RISK AND REWARD PROFILE

Lower risk ← → Higher risk
Potentially lower rewards Potentially higher rewards

1	2	3	4	5	6	7
---	---	---	---	---	---	---

- The Risk and Reward Indicator table demonstrates where the Fund ranks in terms of its potential risk and reward. The higher the rank the greater the potential reward but the greater the risk of losing money. It is not guaranteed to remain the same and may change over time. It is based on historical data and may not be a reliable indication of the future risk profile of the Fund. The shaded area in the table above shows the Fund's ranking on the Risk and Reward Indicator.
- The Fund is in category 6 because it invests in company shares which are sensitive to variations in the stock market. The value of company shares can

change substantially over short periods of time. Company shares are generally considered to be higher risk investments than bonds or cash.

- Even a fund in the lowest category is not a risk free investment.
 - The value of your investment and any income you take from it may fall as well as rise and is not guaranteed. You might get back less than you invest.
- Further information on the risks of investing in this fund is contained in the Prospectus available at www.legalandgeneral.com/reports. The risk and reward indicator may not take account of the following risks of investing in the Fund:
- The Fund could lose money if any institutions providing services such as acting as counterparty to derivatives or other instruments, becomes unwilling or unable to meet its obligations to the Fund.
 - Derivatives are highly sensitive to changes in the value of the asset on which they are based and can increase the size of losses and gains.
 - The Fund may have underlying investments that are valued in currencies that are different from GBP. Exchange rate fluctuations will impact the value of your investment. Currency hedging techniques may be applied to reduce this impact but may not entirely eliminate it.



CHARGES

The charges you pay are used to pay the costs of running the Fund, including the costs of marketing and distributing it. These charges reduce the potential return from your investment.

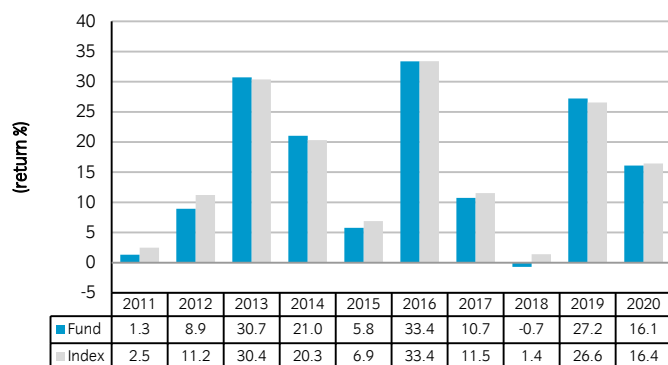
One-off charges taken before or after you invest	
Entry charge	0.00%
Exit charge	0.00%
This is the maximum that might be taken out of your money before it is invested.	
The price for buying and selling units is subject to a Dilution Adjustment See opposite.	
Charges taken from the fund over a year	
Ongoing charge	0.10%
Charges taken from the fund under certain specific conditions	
Performance fee	None

- There are no entry or exit charges.
- The ongoing charges figure is based on the latest available expenses at December 2020. This figure may vary from year to year.
- This Fund's ongoing charges include any charges made by any other funds it may invest in. They exclude portfolio transaction costs.
- The ongoing charges are taken from the income of the Fund.

Other costs:

- **Dilution Adjustment:** on any day, the prices for buying or selling units in this Fund are the same. The Fund manager calculates a single price for this Fund based on the mid-point between the buying and selling prices of the Fund's assets. In certain circumstances, the Fund manager can adjust this price to account for whether there is more money going into or coming out of the Fund. This is called a 'dilution adjustment'. This can vary but as an example for this Fund we estimate 0.04% for purchases and 0.04% for sales at 04 October 2021. The amount of the dilution adjustment may differ in future.
- For more information about charges and costs, please see the charges and expenses section in the Fund's Prospectus, or visit our website at legalandgeneral.com/chargesandfees.

PAST PERFORMANCE



- Past performance is not a guide to future performance.
- The figures for the Fund take into account the ongoing charges and assume income (after any tax) is reinvested.
- The performance has been calculated in Sterling (British Pounds).
- The Fund will not replicate the performance of the Benchmark Index perfectly due to the expenses, tax and transaction costs incurred by the Fund, which are not included in the Benchmark Index.
- The annual return is for a 12 month period ending 31 December.
- The Fund launched in 1992.
- This unit class launched in 2005.

PRACTICAL INFORMATION

- The trustee and depositary is Northern Trust Investor Services Limited.
- You can obtain further information about the Fund including copies of its prospectus and the latest annual and semi-annual reports at www.legalandgeneral.com/reports. Paper copies of these documents are also available free of charge in English from Legal & General Investments, PO Box 6080, Wolverhampton WV1 9RB.
- Investors can get other practical information, including the latest prices, dilution adjustment and details of any other unit classes that are available, by calling us on **0370 050 0955** Monday to Friday between 8.30am and 6.00pm. Call charges will vary.
- This Fund is subject to the tax legislation of the United Kingdom, which may have an impact on each investor's personal tax position.
- Legal & General (Unit Trust Managers) Limited may be held liable solely on the basis of any statement contained in this document that is misleading, inaccurate or inconsistent with the relevant parts of the Prospectus for the Fund.
- Details of our Remuneration Policy including our Remuneration Committee and how remuneration and benefits are calculated can be accessed from www.lgim.com/remuneration. A paper copy is also available free of charge upon request.
- The Benchmark Index is administered by FTSE International Limited who are listed on the register of administrators and benchmarks maintained by ESMA.

Key Investor Information

This document provides you with key investor information about this Fund. It is not marketing material. The information is required by law to help you understand the nature and the risks of investing in this Fund. You are advised to read it so you can make an informed decision about whether to invest.

M&G Emerging Markets Bond Fund

a sub-fund of M&G Investment Funds (3)

Sterling Class I – Income shares ISIN no. GB00B4TL2D89

Managed by M&G Securities Limited

Objective and investment policy

The fund aims to provide a combination of capital growth and income, net of the Ongoing Charge Figure, higher than that of a composite index over any five-year period.

The composite index is 1/3 JPM EMBI Global Diversified Index, 1/3 JPM CEMBI Broad Diversified Index and 1/3 JPM GBI-EM Global Diversified Index.

Core investment: At least 80% of the fund is invested, directly or through derivatives, in bonds issued by the governments, government-related institutions or companies of emerging markets. These bonds can be denominated in any currency, including emerging market currencies. The fund invests in bonds of any credit quality and may invest up to 100% in high yield bonds.

Other investments: The fund may invest in asset-backed securities, other funds (including funds managed by M&G) and cash or assets that can be turned into cash quickly.

Derivatives: The fund may invest via derivatives and use derivatives to reduce the risks and costs of managing the fund.

Strategy in brief: The fund manager selects investments based on an assessment of global, regional, and country-specific macroeconomic factors, followed by in-depth analysis of individual bond issuers. The fund is diversified by investing in a range of bonds across emerging markets.

Benchmark: A composite index comprising:

- 1/3 JPM EMBI Global Diversified Index
- 1/3 JPM CEMBI Broad Diversified Index
- 1/3 JPM GBI-EM Global Diversified Index

The benchmark is a target which the fund seeks to outperform. The composite index has been chosen as the benchmark as it best reflects the scope of the fund's investment policy. The benchmark does not constrain portfolio construction.

The fund is actively managed. The fund manager has complete freedom in choosing which investments to buy, hold and sell in the fund. The fund's holdings may deviate significantly from the benchmark's constituents.

The benchmark is shown in the share class currency.

The following information can be found on the M&G website:

- an explanation of some terms used in this document: <https://docs.mandg.com/docs/glossary-master-en.pdf>
- the Prospectus including the fund's objective and investment policy.

Other information

The fund may invest more than 35% in securities issued or guaranteed by a member state of the European Economic Area or other countries listed in the fund's Prospectus. This investment may be combined with the use of derivatives in pursuit of the fund's investment objective.

You can buy and sell shares in the fund on any business day. Instructions received before 12 noon will be dealt at that day's price.

Any income from the fund may be paid out to you semi-annually.

In addition to the charges set out in the charges section, the fund will incur portfolio transaction costs which are paid from the assets of the fund. These can be higher when investing outside Europe.

Recommendation: This fund may not be appropriate for investors who plan to withdraw their money within 3 years.

Risk and reward profile



■ The above risk and reward indicator is based on historical data and may not be a reliable indication of the future risk profile of this share class. This Share Class is categorised in risk class 4 because its Net Asset Value has shown medium rises and falls in value historically.

■ The risk number shown is not guaranteed and may change over time.

■ The lowest risk number does not mean risk free.

The main risks that could affect performance are set out below:

■ The value and income from the fund's assets will go down as well as up. This will cause the value of your investment to fall as well as rise. There is no guarantee that the fund will achieve its objective and you may get back less than you originally invested.

■ Investing in emerging markets involves a greater risk of loss due to greater political, tax, economic, foreign exchange, liquidity and regulatory risks, among other factors. There may be difficulties in buying, selling, safekeeping or valuing investments in such countries.

■ Investments in bonds are affected by interest rates, inflation and credit ratings. It is possible that bond issuers will not pay interest or return the capital. All of these events can reduce the value of bonds held by the fund.

■ The fund can be exposed to different currencies. Movements in currency exchange rates may adversely affect the value of your investment.

■ The fund may use derivatives to profit from an expected rise or fall in the value of an asset. Should the asset's value vary in an unexpected way, the fund will incur a loss. The fund's use of derivatives may be extensive and exceed the value of its assets (leverage). This has the effect of magnifying the size of losses and gains, resulting in greater fluctuations in the value of the fund.

■ In exceptional circumstances where assets cannot be fairly valued, or have to be sold at a large discount to raise cash, we may temporarily suspend the fund in the best interest of all investors.

■ The fund could lose money if a counterparty with which it does business becomes unwilling or unable to repay money owed to the fund.

■ Operational risks arising from errors in transactions, valuation, accounting, and financial reporting, among other things, may also affect the value of your investments.

Further details of the risks that apply to the fund can be found in the fund's Prospectus at www.mandg.co.uk/literature

Charges

The charges shown in the table are used to pay the costs of running the fund, including the costs of marketing and distributing it. These charges reduce the potential growth of your investment.

One-off charges taken before or after you invest	
Entry charge	0.00%
Exit charge	0.00%
This is the maximum that might be taken out of your money before it is invested or before the proceeds of your investment are paid out.	
Charges taken from the fund over a year	
Ongoing charge	0.70%
Charges taken from the fund under certain specific conditions	
Performance fee	None

The entry and exit charges shown are the maximum figures and, in some cases, you may pay less. You can find out the exact charges which apply to your investment by contacting your financial adviser or distributor or, if you have invested directly with us, you can contact us using the details given in the practical information section.

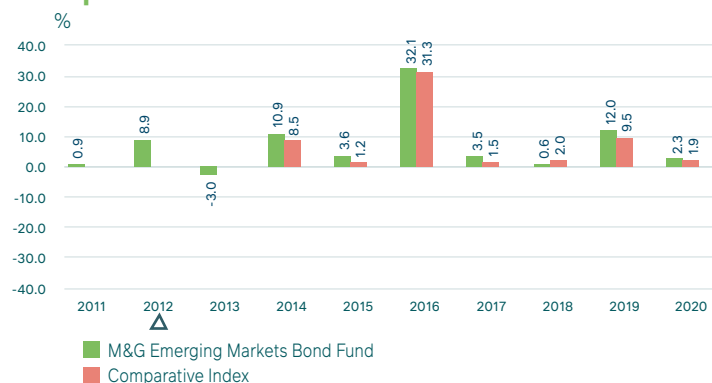
The above ongoing charge figure is an estimate of the charges because of a change to the charging structure with effect from 15 February 2021.

The ongoing charge figure may vary from year to year and excludes portfolio transaction costs. The charges are mostly, if not exclusively, the Annual Charge which may be discounted depending on the size of the fund. The Annual Charge without any discount is 0.70%. The fund's annual report for each financial year will include details on the exact charges made.

For Income shares, the ongoing charge is taken from investments held in the fund's portfolio and not from the income these investments produce. The deduction of this charge will reduce the potential growth of your investment.

For more information on charges, please see the relevant sections of the Prospectus at www.mandg.co.uk/literature

Past performance



- Past performance is not a guide to future performance.
- Performance calculation excludes UK taxes from 01 January 2017. It does not take into account the entry and exit charges but does take into account the ongoing charge, as shown in the charges section.
- The fund launched on 15 October 1999 and the Sterling Class I Income share class launched on 19 April 2012.
- Performance is calculated using Sterling Class I Income shares.
- ▲ 19 April 2012. The fund changed its objective. The past performance shown before this change was therefore achieved under circumstances that no longer apply. For more information about this change, visit www.mandg.co.uk/objectivechange
- Benchmark performance has been calculated in GBP.

Benchmark:

12 February 2013 to 31 December 2020 - 1/3 JPM EMBI Global Diversified Index, 1/3 JPM CEMBI Broad Diversified Index, 1/3 JPM GBI-EM Global Diversified Index

Practical information

The depositary is NatWest Trustee and Depositary Services Limited.

For more information about this fund, please visit www.mandg.co.uk/literature where you will find a copy of the Prospectus, Instrument of Incorporation and the latest annual or interim Investment Report and Financial Statements. These documents are in English and are available free of charge. Our website also provides other information such as share prices.

UK tax laws apply to the fund, and this may affect your personal tax position. Please speak to an adviser for more information.

M&G Securities Limited may be held liable solely on the basis of any statement contained in this document that is misleading, inaccurate or inconsistent with the relevant parts of the Prospectus for the fund.

The fund is a sub-fund of M&G Investment Funds (3), an umbrella Open Ended Investment Company (OEIC). The Prospectus, and annual or interim Investment Report and Financial Statements contain information about all of the sub-funds in M&G Investment Funds (3).

The assets of each sub-fund within the umbrella OEIC are segregated by law. This means that the assets belong exclusively to that sub-fund and shall not be used or made available to pay the debts of any other sub-fund or the umbrella OEIC.

You may switch between other sub-funds of M&G Investment Funds (3). An entry charge may apply. Details on switching are provided in the Important Information for Investors document and the fund's Prospectus, or by calling M&G Customer Relations on 0800 390 390.

Other share classes may exist for the fund as set out in the relevant Prospectus.

For up-to-date details of the staff remuneration policy that applies to M&G Securities Limited, including a description of how remuneration and benefits are calculated, the make-up of the remuneration committee, and the identities of persons responsible for awarding the remuneration and benefits, please visit www.mandg.co.uk/remuneration. We will provide a paper copy of this information, free of charge, if you require one.

This Fund is authorised in the UK and regulated by the Financial Conduct Authority. M&G Securities Limited is authorised in the UK and regulated by the Financial Conduct Authority.

This key investor information is accurate as at 26 July 2021.

Key Investor Information



This document provides you with key investor information about this Fund. It is not marketing material. The information is required by law to help you understand the nature and the risks of investing in this Fund. You are advised to read it so you can make an informed decision about whether to invest.

M&G Global Dividend Fund

Sterling Class A – Income shares ISIN no. GB00B39R2M86

Managed by M&G Securities Limited

Objective and investment policy

The fund aims to provide:

- an income distribution that increases every year;
- a dividend yield above that available from the MSCI ACWI Index over any five-year period; and
- a combination of capital growth and income, net of the ongoing charge figure, that is higher than that of the MSCI ACWI Index over any five-year period.

Core investment: At least 70% of the fund is invested in the shares of companies, across any sector and of any size, from anywhere in the world.

Other investments: The fund may invest in other funds and cash or assets that can be turned into cash quickly.

Derivatives: The fund may use derivatives to reduce the risks and costs of managing the fund.

Strategy in brief: The fund manager focuses on companies with the potential to grow their dividends over the long term and selects stocks with different sources of dividend growth to build a fund that has the potential to cope in a variety of market conditions. When attempting to grow distributions, the fund manager's main focus is on delivering an increase in sterling terms.

Benchmark: MSCI ACWI Index

The benchmark is a target which the fund seeks to outperform. The index has been chosen as the fund's benchmark as it best reflects the scope of the fund's investment policy. The benchmark is used solely to measure the fund's performance and income objective and does not constrain the fund's portfolio construction.

The fund is actively managed. The fund manager has complete freedom in choosing which investments to buy, hold and sell in the fund. The fund's holdings may deviate significantly from the benchmark's constituents.

For unhedged and hedged Share Classes, the benchmark is shown in the share class currency.

The following information can be found on the M&G website:

- an explanation of some terms used in this document: <https://docs.mandg.com/docs/glossary-master-en.pdf>
- the Prospectus including the fund's objective and investment policy.

Other information

You can buy and sell shares in the fund on any business day. Instructions received before 12 noon will be dealt at that day's price.

Any income from the fund may be paid out to you quarterly.

In addition to the charges set out in the charges section, the fund will incur portfolio transaction costs which are paid from the assets of the fund. These can be higher when investing outside Europe.

Recommendation: This fund may not be appropriate for investors who plan to withdraw their money within 5 years.

Risk and reward profile



■ The above risk and reward indicator is based on historical data and may not be a reliable indication of the future risk profile of this share class. This Share Class is categorised in risk class 6 because its Net Asset Value has shown high rises and falls in value historically.

■ The risk number shown is not guaranteed and may change over time.

■ The lowest risk number does not mean risk free.

The main risks that could affect performance are set out below:

■ The value and income from the fund's assets will go down as well as up. This will cause the value of your investment to fall as well as rise. There is no guarantee that the fund will achieve its objective and you may get back less than you originally invested.

■ The fund holds a small number of investments, and therefore a fall in the value of a single investment may have a greater impact than if it held a larger number of investments.

■ The fund can be exposed to different currencies. Movements in currency exchange rates may adversely affect the value of your investment.

■ Investing in emerging markets involves a greater risk of loss due to greater political, tax, economic, foreign exchange, liquidity and regulatory risks, among other factors. There may be difficulties in buying, selling, safekeeping or valuing investments in such countries.

■ In exceptional circumstances where assets cannot be fairly valued, or have to be sold at a large discount to raise cash, we may temporarily suspend the fund in the best interest of all investors.

■ The fund could lose money if a counterparty with which it does business becomes unwilling or unable to repay money owed to the fund.

■ Operational risks arising from errors in transactions, valuation, accounting, and financial reporting, among other things, may also affect the value of your investments.

Further details of the risks that apply to the fund can be found in the fund's Prospectus at www.mandg.co.uk/literature

Charges

The charges shown in the table are used to pay the costs of running the fund, including the costs of marketing and distributing it. These charges reduce the potential growth of your investment.

One-off charges taken before or after you invest	
Entry charge	0.00%
Exit charge	0.00%
This is the maximum that might be taken out of your money before it is invested or before the proceeds of your investment are paid out.	
Charges taken from the fund over a year	
Ongoing charge	1.06%
Charges taken from the fund under certain specific conditions	
Performance fee	None

The entry and exit charges shown are the maximum figures and, in some cases, you may pay less. You can find out the exact charges which apply to your investment by contacting your financial adviser or distributor or, if you have invested directly with us, you can contact us using the details given in the practical information section.

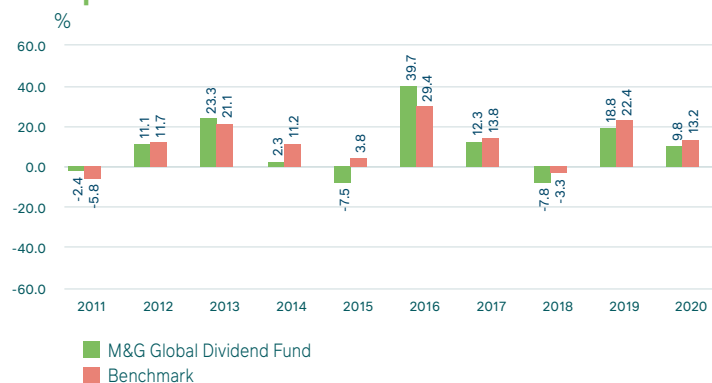
The above ongoing charge figure is an estimate of the charges because of a change to the charging structure with effect from 15 February 2021.

The ongoing charge figure may vary from year to year and excludes portfolio transaction costs. The charges are mostly, if not exclusively, the Annual Charge which may be discounted depending on the size of the fund. The Annual Charge without any discount is 1.10%. The fund's annual report for each financial year will include details on the exact charges made.

For Income shares, the ongoing charge is taken from investments held in the fund's portfolio and not from the income these investments produce. The deduction of this charge will reduce the potential growth of your investment.

For more information on charges, please see the relevant sections of the Prospectus at www.mandg.co.uk/literature

Past performance



- Past performance is not a guide to future performance.
- Performance calculation includes UK taxes. It does not take into account the entry and exit charges but does take into account the ongoing charge and the Performance fee, as shown in the charges section.
- The fund launched on 18 July 2008 and the Sterling Class A Income share class launched on 18 July 2008.
- Performance is calculated using Sterling Class A Income shares.
- Benchmark performance has been calculated in GBP.

Benchmark:

01 January 2011 to 31 December 2011 - FTSE World Index
01 January 2012 to 31 December 2020 - MSCI ACWI Index

Practical information

The depositary is NatWest Trustee and Depositary Services Limited.

For more information about this fund, please visit www.mandg.co.uk/literature where you will find a copy of the Prospectus, Instrument of Incorporation and the latest annual or interim Investment Report and Financial Statements. These documents are in English and are available free of charge. Our website also provides other information such as share prices.

UK tax laws apply to the fund, and this may affect your personal tax position. Please speak to an adviser for more information.

M&G Securities Limited may be held liable solely on the basis of any statement contained in this document that is misleading, inaccurate or inconsistent with the relevant parts of the Prospectus for the fund.

Other share classes may exist for the fund as set out in the relevant Prospectus.

For up-to-date details of the staff remuneration policy that applies to M&G Securities Limited, including a description of how remuneration and benefits are calculated, the make-up of the remuneration committee, and the identities of persons responsible for awarding the remuneration and benefits, please visit www.mandg.co.uk/remuneration. We will provide a paper copy of this information, free of charge, if you require one.

Key Investor Information

This document provides you with key investor information about this Fund. It is not marketing material. The information is required by law to help you understand the nature and the risks of investing in this Fund. You are advised to read it so you can make an informed decision about whether to invest.

M&G Global Macro Bond Fund

Sterling Class A – Income shares ISIN no. GB0031616708

Managed by M&G Securities Limited

Objective and investment policy

The fund aims to provide a combination of capital growth and income, net of the Ongoing Charge Figure, higher than the average return of the IA Global Bond Sector over any five-year period.

Core investment: At least 80% of the fund is invested, directly or through derivatives, in bonds of any credit quality and asset-backed securities. These securities can be issued by governments, government-related institutions and companies from anywhere in the world, including emerging markets. These securities can be denominated in any currency.

Other investments: The fund may invest in other funds (including funds managed by M&G) and cash or assets that can be turned into cash quickly.

Derivatives: The fund may invest via derivatives and use derivatives to reduce the risks and costs of managing the fund.

Strategy in brief: The fund is a flexible global bond fund. The fund manager selects investments based on an assessment of macroeconomic factors such as economic growth, interest rates and inflation. This analysis determines which areas of the bond and currency markets the fund manager believes the fund should invest in. It also influences the subsequent selection of individual bonds and the fund's currency exposures.

Benchmark: IA Global Mixed Bond sector

The benchmark is a target which the fund seeks to outperform. The sector has been chosen as the benchmark as the fund is a constituent of the sector. The benchmark is used solely to measure the fund's performance and does not constrain portfolio construction.

The fund is actively managed. The fund manager has complete freedom in choosing which investments to buy, hold and sell in the fund.

The benchmark is shown in the share class currency.

The following information can be found on the M&G website:

- an explanation of some terms used in this document: <https://docs.mandg.com/docs/glossary-master-en.pdf>
- the Prospectus including the fund's objective and investment policy.

Other information


You can buy and sell shares in the fund on any business day. Instructions received before 12 noon will be dealt at that day's price.

Any income from the fund may be paid out to you quarterly.

In addition to the charges set out in the charges section, the fund will incur portfolio transaction costs which are paid from the assets of the fund. These can be higher when investing outside Europe.

Recommendation: This fund may not be appropriate for investors who plan to withdraw their money within 5 years.

Risk and reward profile



■ The above risk and reward indicator is based on historical data and may not be a reliable indication of the future risk profile of this share class. This Share Class is categorised in risk class 4 because its Net Asset Value has shown medium rises and falls in value historically.

■ The risk number shown is not guaranteed and may change over time.

■ The lowest risk number does not mean risk free.

The main risks that could affect performance are set out below:

■ The value and income from the fund's assets will go down as well as up. This will cause the value of your investment to fall as well as rise. There is no guarantee that the fund will achieve its objective and you may get back less than you originally invested.

■ Investments in bonds are affected by interest rates, inflation and credit ratings. It is possible that bond issuers will not pay interest or return the capital. All of these events can reduce the value of bonds held by the fund.

■ High yield bonds usually carry greater risk that the bond issuers may not be able to pay interest or return the capital.

■ The fund can be exposed to different currencies. Movements in currency exchange rates may adversely affect the value of your investment.

■ The fund may use derivatives to profit from an expected rise or fall in the value of an asset. Should the asset's value vary in an unexpected way, the fund will incur a loss. The fund's use of derivatives may be extensive and exceed the value of its assets (leverage). This has the effect of magnifying the size of losses and gains, resulting in greater fluctuations in the value of the fund.

■ Investing in emerging markets involves a greater risk of loss due to greater political, tax, economic, foreign exchange, liquidity and regulatory risks, among other factors. There may be difficulties in buying, selling, safekeeping or valuing investments in such countries.

■ In exceptional circumstances where assets cannot be fairly valued, or have to be sold at a large discount to raise cash, we may temporarily suspend the fund in the best interest of all investors.

■ The fund could lose money if a counterparty with which it does business becomes unwilling or unable to repay money owed to the fund.

■ Operational risks arising from errors in transactions, valuation, accounting, and financial reporting, among other things, may also affect the value of your investments.

Further details of the risks that apply to the fund can be found in the fund's Prospectus at www.mandg.co.uk/literature

Charges

The charges shown in the table are used to pay the costs of running the fund, including the costs of marketing and distributing it. These charges reduce the potential growth of your investment.

One-off charges taken before or after you invest	
Entry charge	0.00%
Exit charge	0.00%
This is the maximum that might be taken out of your money before it is invested or before the proceeds of your investment are paid out.	
Charges taken from the fund over a year	
Ongoing charge	1.03%
Charges taken from the fund under certain specific conditions	
Performance fee	None

The entry and exit charges shown are the maximum figures and, in some cases, you may pay less. You can find out the exact charges which apply to your investment by contacting your financial adviser or distributor or, if you have invested directly with us, you can contact us using the details given in the practical information section.

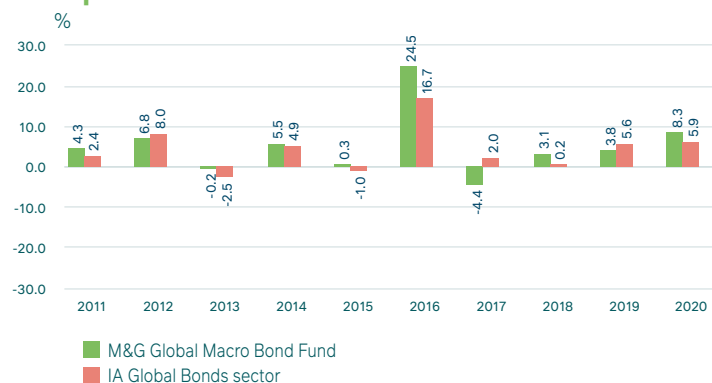
The above ongoing charge figure is an estimate of the charges because of a change to the charging structure with effect from 15 February 2021.

The ongoing charge figure may vary from year to year and excludes portfolio transaction costs. The charges are mostly, if not exclusively, the Annual Charge which may be discounted depending on the size of the fund. The Annual Charge without any discount is 1.05%. The fund's annual report for each financial year will include details on the exact charges made.

For Income shares, the ongoing charge is taken from investments held in the fund's portfolio and not from the income these investments produce. The deduction of this charge will reduce the potential growth of your investment.

For more information on charges, please see the relevant sections of the Prospectus at www.mandg.co.uk/literature

Past performance



- Past performance is not a guide to future performance.
- Performance calculation excludes UK taxes from 01 February 2017. It does not take into account the entry and exit charges but does take into account the ongoing charge, as shown in the charges section.
- The fund launched on 15 October 1999 and the Sterling Class A Income share class launched on 15 October 1999.
- Performance is calculated using Sterling Class A Income shares.
- Benchmark performance has been calculated in GBP.
- From 19 April 2021 the benchmark changed to IA Global Mixed Bond sector.

Practical information

The depositary is NatWest Trustee and Depositary Services Limited.

For more information about this fund, please visit www.mandg.co.uk/literature where you will find a copy of the Prospectus, Instrument of Incorporation and the latest annual or interim Investment Report and Financial Statements. These documents are in English and are available free of charge. Our website also provides other information such as share prices.

UK tax laws apply to the fund, and this may affect your personal tax position. Please speak to an adviser for more information.

M&G Securities Limited may be held liable solely on the basis of any statement contained in this document that is misleading, inaccurate or inconsistent with the relevant parts of the Prospectus for the fund.

Other share classes may exist for the fund as set out in the relevant Prospectus.

For up-to-date details of the staff remuneration policy that applies to M&G Securities Limited, including a description of how remuneration and benefits are calculated, the make-up of the remuneration committee, and the identities of persons responsible for awarding the remuneration and benefits, please visit www.mandg.co.uk/remuneration. We will provide a paper copy of this information, free of charge, if you require one.

This document provides you with key investor information about this fund. It is not marketing material. The information is required by law to help you understand the nature and the risks of investing in this fund. You are advised to read it so you can make an informed decision about whether to invest.

Royal London Corporate Bond Fund (Income - Class M Shares)

A sub-fund of Royal London Bond Funds ICVC ISIN: GB00B6XZQT43
Managed by Royal London Unit Trust Managers Limited

Objectives and investment policy

Objective The Fund's investment objective is to achieve a total return (combination of capital growth and income) over the medium term (3-5 years), by investing at least 80% in sterling-denominated corporate bonds.

The Fund's performance target is to outperform, after the deduction of charges, the iBoxx Sterling Non-Gilt Total Return GBP Index (the "Index") over a rolling 5-year period. For further information on the Fund's index, please refer to the Prospectus.
The Fund is actively managed.

Policy At least 80% of the Fund will be invested in corporate bonds denominated in sterling or hedged back to sterling, which will generally be fixed-rate issues (bonds paying interest at an unchanging rate, rather than on an adjustable basis).

The remainder of the Fund's assets may be invested in a range of securities, including government bonds, index-linked bonds, securitisations, supranational bonds, agency bonds, preference shares, floating-rate notes, asset-backed securities and bonds denominated in currencies other than sterling.

A limited amount of the Fund's assets may be invested in other transferable securities, money market instruments and exchange-traded funds. The Fund may also invest a small amount of its portfolio in derivatives (investments that derive their value from another closely related underlying investment) for the purposes of efficient portfolio management. Cash is unlikely to exceed 5% of assets.

Recommendation The Fund may not be appropriate for investors who plan to withdraw their money within 5 years.

Concepts to understand

Bonds are defined as fixed-income investments issued as debt by companies and public bodies to raise finance. Investors in bonds receive a previously agreed, non-variable interest payment until the investment matures. Corporate bonds are those issued by companies to raise finance.

Total Return A total return is a combination of capital growth and income. Capital growth is defined as the rise in an investment's value over time and income as the payment an investment generates, such as dividends or bond coupons.

Rolling 5 Year Period A rolling 5-year period is any period of five years, no matter which day you start on.


Hedging reduces risk by protecting an investment with another related investment.

Efficient Portfolio Management A list of approved investment techniques, including the use of derivatives, used to protect against excessive risk, reduce cost or generate extra income or growth.

You can buy and sell your shares on each working day, except public holidays, at 12:00 noon if you tell us before 12:00 noon that you want to do so. Instructions received after 12:00 noon will be processed at 12:00 noon on the following working day.

Other share classes may be available as described in the Prospectus. If this is an income share class, any income will be paid out to you. If this is an accumulation share class, any income will be reinvested in the Fund.

Risk and reward profile



The fund is shown in risk category 3 because its share price has shown a medium to low level of volatility historically. The indicator has been calculated using historical data and may not be a reliable indication of the future risk profile of the Fund. As an investment, bonds are typically more volatile than money market instruments but less volatile than shares. Bonds issued by corporations are typically more volatile than bonds issued by governments.

The risk and reward indicator is not a measure of the expected rise or fall in capital but shows how sharply the Fund's share price has gone up and down historically.

A fund whose share price has experienced sharp or large increases or decreases will sit in a higher risk category, whereas a fund whose share price has experienced small or gradual increases or decreases will sit in a lower risk category.

The indicator is calculated using a standard methodology derived from EU rules.

The risk/reward indicator is an estimate and not a guarantee. Going forward, the Fund's actual volatility could be higher or lower, and its rated risk/reward profile could change. The lowest risk category does not mean the investment is risk free.

The risk indicator does not adequately capture the following risks, which are materially relevant to the Fund:

Investment Risk The value of investments and any income from them may go down as well as up and is not guaranteed. Investors may not get back the amount invested.

Credit Risk Should the issuer of a fixed income security become unable to make income or capital payments, or their rating is downgraded, the value of that investment will fall. Fixed income securities that have a lower credit rating can pay a higher level of income and have an increased risk of default.

EPM Techniques The Fund may engage in EPM techniques including holdings of derivative instruments. Whilst intended to reduce risk, the use of these instruments may expose the Fund to increased price volatility.

Exchange Rate Risk Investing in assets denominated in a currency other than the base currency of the Fund means the value of the investment can be affected by changes in exchange rates.

Interest Rate Risk Fixed interest securities are particularly affected by trends in interest rates and inflation. If interest rates go up, the value of capital may fall, and vice versa. Inflation will also decrease the real value of capital.

Liquidity Risk In difficult market conditions the value of certain fund investments may be difficult to value and harder to sell, or sell at a fair price, resulting in unpredictable falls in the value of your holding.

Counterparty Risk The insolvency of any institutions providing services such as safekeeping of assets or acting as counterparty to derivatives or other instruments, may expose the Fund to financial loss.

Charges from Capital Risk Charges are taken from the capital of the Fund. Whilst this increases the yield, it also has the effect of reducing the potential for capital growth.

Charges

The charges you pay are used to pay the costs of running the Fund, including the costs of marketing and distributing the Fund. These charges reduce the potential growth of the investment.

One-off charges taken before or after you invest:

Entry charge None

Exit charge None

Charges taken from the fund over a year:

Ongoing charge 0.56%

Charges taken from the fund under specific conditions:

Performance fee None

The entry and exit charge is the maximum that might be taken out of your money before it is invested or before the proceeds of your investment are paid out.

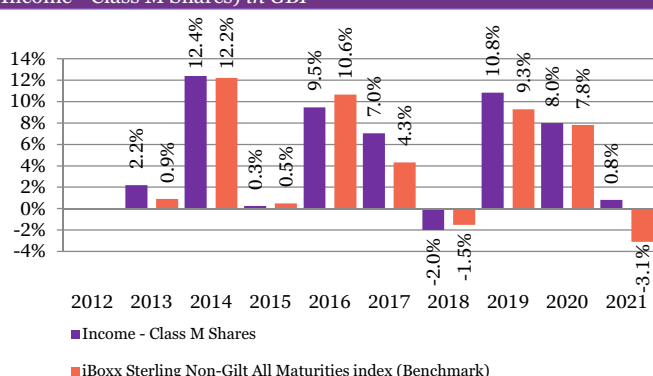
Ongoing charge is based on the Fund Management Fee (FMF), which is the periodic fee paid to the ACD to cover the expenses of the Fund. This figure does not include portfolio transaction costs. Ongoing charges are the same for all investors in the share class.

Past performance

The graph shows fund performance over the past 10 years where available. The figure for a given year shows how much the Fund increased or decreased in value during that year. These results reflect ongoing charges taken from the Fund, but do not reflect any entry charges you might have to pay.

The Fund was launched on 29 March 1999 as a unit trust and converted to an open-ended investment company (OEIC) on 30 April 2010. The share class was launched on 1 May 2012.

The Royal London Corporate Bond Fund
(Income - Class M Shares) in GBP



Source: RLAM and DataStream as at 31 December 2021

Past performance is not a guide to future performance and may not be repeated.

The chart shows performance in British Pounds after the ongoing charges and the portfolio transaction costs have been paid. Entry and exit charges are excluded from calculations of past performance.

Practical information

Depositary: HSBC Bank plc

Additional Information: This Key Investor Information Document (KIID) may not contain all the information you need. For additional information on this fund (including the Supplementary Information Document), on other share classes of this fund and on other funds, or to obtain a free copy of the Fund's Prospectus or the annual and semi-annual shareholder reports, call the information line or write to the registered office, details of which are below. Alternatively, visit www.rlam.co.uk. The Prospectus and shareholder reports are in English.

This document describes one share class of the Fund. The Prospectus and annual and semi-annual shareholder reports are prepared for the entire fund across all share classes.

For fund performance and most recent share price, visit www.rlam.co.uk.

Should you wish to switch share classes or funds, please see the "Switching" section of the Prospectus for details.

Tax: Investors should note that the tax legislation that applies to the Fund may have an impact on the personal tax position of their investment in the Fund. Contact your adviser to discuss tax treatment, suitability of this investment, and other questions.

Notices: Royal London Unit Trust Managers Limited may be held liable solely on the basis of any statement contained in this document that is misleading, inaccurate or inconsistent with the relevant parts of the Prospectus.

The Prospectus and long reports (shareholder reports) are prepared for the entire company. The assets and liabilities of each sub-fund are segregated by law. Therefore, the assets of the Fund belong exclusively to it and are not available to meet the liabilities of any other fund of Royal London Bond Funds ICVC.

The Fund is authorised in the United Kingdom and regulated by the Financial Conduct Authority, Royal London Unit Trust Managers Limited is authorised and regulated by the Financial Conduct Authority.

Details of the Company's remuneration policy are available at www.rlam.co.uk including: (a) a description of how remuneration and benefits are calculated; and (b) the identities of persons responsible for awarding remuneration and benefits. A paper copy of these details may be obtained, free of charge, on request from the Company, at the address below.

Address: Royal London Asset Management
55 Gracechurch Street, London EC3V 0RL

Telephone: 03456 04 04 04

Website: www.rlam.co.uk

A member of the Investment Association

Publication Date: This Key Investor Information is accurate as at 11 February 2022

This document provides you with key investor information about this fund. It is not marketing material. The information is required by law to help you understand the nature and the risks of investing in this fund. You are advised to read it so you can make an informed decision about whether to invest.

Royal London Short Duration Credit Fund (Income - Class M Shares)

A sub-fund of Royal London Bond Funds II ICVC ISIN: GB00BJ4KW800
Managed by Royal London Unit Trust Managers Limited

Objectives and investment policy

Objective The Fund's investment objective is to achieve a total return (combination of capital growth and income) over the medium term (3-5 years) by investing at least 80% in sterling-denominated bonds, of which at least 70% will be short duration (5 years or less).
The Fund's performance target is to outperform the ICE Bank of America Merrill Lynch 1-5 Year Sterling Non-Gilt Index (the "Index") over a rolling 5-year period. For further information on the Fund's index, please refer to the Prospectus.
The Fund is actively managed.

Policy At least 80% of the Fund will be invested in the bonds of companies and other organisations (known as corporate bonds) that are listed in sterling, of which 70% will have a duration of less than five years. Floating-rate notes, asset-backed securities, supranational bonds and agency bonds are included in this segment of the Fund.
The remainder of the Fund's assets may be invested in a range of securities, including UK government bonds, the bonds of companies and other organisations that are listed in a currency other than sterling and preference shares. A limited amount may also be invested in bonds with a duration greater than five years and up to 10% can be invested in other funds, known as collective investment schemes.
A limited amount of the Fund's assets may be invested in other transferable securities and money market instruments. The Fund may also hold a small amount of its portfolio in derivatives (investments that derive their value from another closely related underlying investment) for the purposes of efficient portfolio management.
Cash is unlikely to exceed 5% of assets.

Recommendation The Fund may not be appropriate for investors who plan to withdraw their money within 5 years.

Concepts to understand

Bonds are defined as fixed-income investments issued as debt by companies and public bodies to raise finance. Investors in bonds receive a previously agreed, non-variable interest payment until the investment matures. Corporate bonds are those issued by companies to raise finance.


Total Return A total return is a combination of capital growth and income. Capital growth is defined as the rise in an investment's value over time and income as the payment an investment generates, such as dividends or bond coupons.

Rolling 5 Year Period A rolling 5-year period is any period of five years, no matter which day you start on.

Duration is an investment's sensitivity to interest-rate changes measured in years.

Efficient Portfolio Management A list of approved investment techniques, including the use of derivatives, used to protect against excessive risk, reduce cost or generate extra income or growth.
Other share classes may be available as described in the Prospectus. If this is an income share class, any income will be paid out to you. If this is an accumulation share class, any income will be reinvested in the Fund.

Risk and reward profile



The Fund is ranked in risk category 3 because its simulated share price has shown a low to medium level of volatility historically. The Fund was formed by merger and the SRRI was calculated using historic data from the merging fund and may not be a reliable indicator of the future risk profile of the fund. As an investment, bonds are typically more volatile than money market instruments but less volatile than shares. Bonds issued by corporations are typically more volatile than bonds issued by governments.
The risk and reward indicator is not a measure of the expected rise or fall in capital but shows how sharply the Fund's share price has gone up and down historically.

A fund whose share price has experienced sharp or large increases or decreases will sit in a higher risk category, whereas a fund whose share price has experienced small or gradual increases or decreases will sit in a lower risk category.

The indicator is calculated using a standard methodology derived from EU rules.

The risk/reward indicator is an estimate and not a guarantee. Going forward, the Fund's actual volatility could be higher or lower, and its rated risk/reward profile could change. The lowest risk category does not mean the investment is risk free.

The risk indicator does not adequately capture the following risks, which are materially relevant to the Fund:

Investment Risk The value of investments and any income from them may go down as well as up and is not guaranteed. Investors may not get back the amount invested.

Credit Risk Should the issuer of a fixed income security become unable to make income or capital payments, or their rating is downgraded, the value of that investment will fall. Fixed income securities that have a lower credit rating can pay a higher level of income and have an increased risk of default.

EPM Techniques The Fund may engage in EPM techniques including holdings of derivative instruments. Whilst intended to reduce risk, the use of these instruments may expose the Fund to increased price volatility.

Interest Rate Risk Fixed interest securities are particularly affected by trends in interest rates and inflation. If interest rates go up, the value of capital may fall, and vice versa. Inflation will also decrease the real value of capital.

Liquidity Risk In difficult market conditions the value of certain fund investments may be difficult to value and harder to sell, or sell at a fair price, resulting in unpredictable falls in the value of your holding.

Counterparty Risk The insolvency of any institutions providing services such as safekeeping of assets or acting as counterparty to derivatives or other instruments, may expose the Fund to financial loss.

Charges from Capital Risk Charges are taken from the capital of the Fund. Whilst this increases the yield, it also has the effect of reducing the potential for capital growth.

Charges

The charges you pay are used to pay the costs of running the Fund, including the costs of marketing and distributing the Fund. These charges reduce the potential growth of the investment.

One-off charges taken before or after you invest:

Entry charge	None
--------------	------

Exit charge	None
-------------	------

Charges taken from the fund over a year:

Ongoing charge	0.35%
----------------	-------

Charges taken from the fund under specific conditions:

Performance fee	None
-----------------	------

The entry and exit charge is the maximum that might be taken out of your money before it is invested or before the proceeds of your investment are paid out.

The ongoing charges figure is based on expenses as at 31 December 2020. This figure may vary from year to year and does not include portfolio transaction costs. Ongoing charges are the same for all investors. The annual report for each financial year will include details on the exact charges made.

Practical information

Depositary: HSBC Bank plc

Additional Information: This Key Investor Information Document (KIID) may not contain all the information you need. For additional information on this fund (including the Supplementary Information Document), on other share classes of this fund and on other funds, or to obtain a free copy of the Fund's Prospectus or the annual and semi-annual shareholder reports, call the information line or write to the registered office, details of which are below. Alternatively, visit www.rlam.co.uk. The Prospectus and shareholder reports are in English.

This document describes one share class of the Fund. The Prospectus and annual and semi-annual shareholder reports are prepared for the entire fund across all share classes.

For fund performance and most recent share price, visit www.rlam.co.uk.

Should you wish to switch share classes or funds, please see the "Switching" section of the Prospectus for details.

Tax: Investors should note that the tax legislation that applies to the Fund may have an impact on the personal tax position of their investment in the Fund. Contact your adviser to discuss tax treatment, suitability of this investment, and other questions.

Notices: Royal London Unit Trust Managers Limited may be held liable solely on the basis of any statement contained in this document that is misleading, inaccurate or inconsistent with the relevant parts of the Prospectus.

The Prospectus and long reports (shareholder reports) are prepared for the entire company. The assets and liabilities of each sub-fund are segregated by law. Therefore, the assets of the Fund belong exclusively to it and are not available to meet the liabilities of any other fund of Royal London Bond Funds II ICVC.

The Fund is authorised in the United Kingdom and regulated by the Financial Conduct Authority, Royal London Unit Trust Managers Limited is authorised and regulated by the Financial Conduct Authority.

Details of the Company's remuneration policy are available at www.rlam.co.uk including: (a) a description of how remuneration and benefits are calculated; and (b) the identities of persons responsible for awarding remuneration and benefits. A paper copy of these details may be obtained, free of charge, on request from the Company, at the address below.

Address: Royal London Asset Management
55 Gracechurch Street, London EC3V 0RL

Telephone: 03456 04 04 04

Website: www.rlam.co.uk

A member of the Investment Association

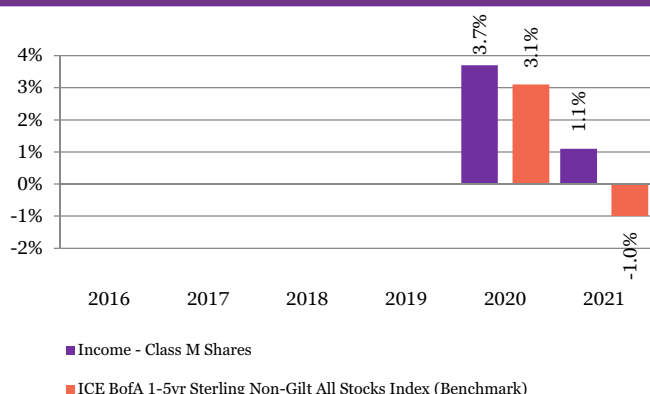
Publication Date: This Key Investor Information is accurate as at 11 February 2022

Past performance

The Fund was launched on 12 April 2019 and the share class on 12 April 2019.

The Fund was formed by a merger on 12 April 2019. The performance shown below is that of the merging fund. The merging fund had the same investment objectives and policy as this fund.

The Royal London Short Duration Credit Fund
(Income - Class M Shares) in GBP



Source: RLAM and DataStream as at 31 December 2021

Past performance is not a guide to future performance and may not be repeated.

The chart shows performance in British pounds after the ongoing charges and the portfolio transaction costs have been paid. Entry and exit charges are excluded from calculations of past performance.

This document provides you with key investor information about this fund. It is not marketing material. The information is required by law to help you understand the nature and the risks of investing in this fund. You are advised to read it so you can make an informed decision about whether to invest.

Schroder Income Maximiser

an Authorised Unit Trust of Schroder Unit Trusts Limited

Class L Income GBP (GB00BDD2F083)

This fund is managed by Schroder Unit Trusts Limited, which is a member of the Schroders Group.

Objectives and investment policy

Objectives

The fund aims to provide income and capital growth by investing in equity and equity-related securities of UK companies. The fund aims to deliver an income of 7% per year but this is not guaranteed and could change depending on market conditions.

Investment Policy

The fund is actively managed and invests at least 80% of its assets in equities of UK companies which are selected for their long term income and capital growth potential. These are companies that are incorporated, headquartered or have their principal business activities in the UK.

To seek to enhance the yield, the investment manager selectively sells short dated call options over individual securities, portfolios of securities or indices held by the fund, by agreeing strike prices above which potential capital growth is sold.

The fund may also invest directly or indirectly in other securities (including in other asset classes), countries, regions, industries or currencies, collective

investment schemes (including Schroder funds), warrants and money market instruments, and hold cash.

The fund may use derivatives with the aim of achieving investment gains, reducing risk or managing the fund more efficiently.

The fund's investment strategy will typically underperform a similar portfolio without derivatives in periods when the underlying stock prices are rising, and outperform when the underlying stock prices are falling.

Benchmark

The fund's performance should be assessed against the income target of 7% per year, and compared against the FTSE All Share (Gross Total Return) index and the Investment Association UK Equity Income sector average return.

Dealing Frequency

You may redeem your investment upon demand. This fund deals daily.

Distribution Policy

This unit class pays income received from the fund's investments to you quarterly.

Risk and reward profile

Lower risk

Potentially lower reward

Higher risk

Potentially higher reward

←

1

2

3

4

5

6

7

→

The risk and reward indicator

The risk category was calculated using historical performance data and may not be a reliable indicator of the fund's future risk profile.

The fund's risk category is not guaranteed to remain fixed and may change over time.

A fund in the lowest category does not mean a risk-free investment.

The fund is in this category because it can take higher risks in search of higher rewards and its price may rise and fall accordingly.

Risk factors

Capital risk / Distribution policy: As the fund intends to pay dividends regardless of its performance, a dividend may represent a return of part of the amount you invested.

Currency risk: The fund may lose value as a result of movements in foreign exchange rates.

Maximiser funds: Derivatives are used to generate income (which is paid to

investors) and to reduce the volatility of returns but they may also reduce fund performance or erode capital value.

Liquidity risk: In difficult market conditions, the fund may not be able to sell a security for full value or at all. This could affect performance and could cause the fund to defer or suspend redemptions of its shares.

Operational risk: Operational processes, including those related to the safekeeping of assets, may fail. This may result in losses to the fund.

Performance risk: Investment objectives express an intended result but there is no guarantee that such a result will be achieved. Depending on market conditions and the macro economic environment, investment objectives may become more difficult to achieve.

IBOR: The transition of the financial markets away from the use of interbank offered rates (IBORs) to alternative reference rates may impact the valuation of certain holdings and disrupt liquidity in certain instruments. This may impact the investment performance of the fund.

Derivatives risk: A derivative may not perform as expected, may create losses greater than the cost of the derivative and may result in losses to the fund. The fund may also materially invest in derivatives including using short selling and leverage techniques with the aim of making a return. When the value of an asset changes, the value of a derivative based on that asset may change to a much greater extent. This may result in greater losses than investing in the underlying asset.

Charges

One-off charges taken before or after you invest

Entry charge	None
--------------	------

Exit charge	None
-------------	------

This is the maximum that might be taken out of your money before it is invested or before the proceeds of your investment are paid out.

Charges taken from the fund over a year

Ongoing charges	0.84%
-----------------	-------

Charges taken from the fund under certain specific conditions

Performance fee

None

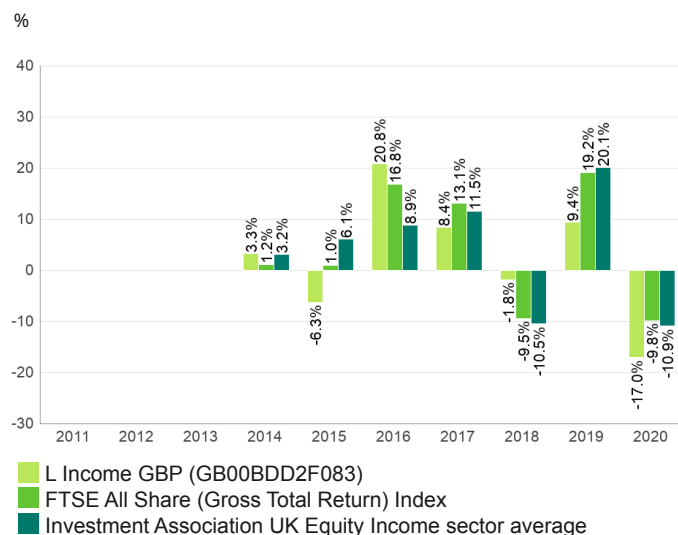
The charges you pay are used to pay the costs of running the fund, including the costs of marketing and distributing it. These charges reduce the potential growth of your investment.

The entry and exit charges shown are maximum figures and in some cases you might pay less. You can find out the actual entry and exit charges from your financial advisor.

The ongoing charges figure is based on the last year's expenses for the year ending December 2020 and may vary from year to year. The ongoing charge figure excludes portfolio transaction costs. The charges are mostly, if not exclusively, the Schroders Annual Charge (as may be discounted for retail unit classes depending on the size of the fund) but certain additional expenses may be charged as set out in the prospectus. The Schroders Annual Charge (without any discount) for this unit class of the fund is 0.84%. The fund's annual report for each financial year will include details on the exact charges made including any discounts.

Please see the prospectus for more details about the charges.

Past performance



Past performance is not a guide to future performance and may not be repeated. The value of investments may go down as well as up and you may not get back the amount you originally invested.

The chart shows performance in British pound after the ongoing charges and the portfolio transaction costs have been paid.

The fund was launched on 04 November 2005.

The shareclass was launched on 01 October 2013.

Performance figures are only available since the launch of the respective share class.

Practical information

Trustee: J. P. Morgan Europe Ltd.

Further Information: You can get further information about this fund, including the prospectus, latest annual report, any subsequent half-yearly reports and the latest price of units from www.schroders.com/ukinvestor and from Schroders, PO Box 1402, Sunderland, SR43 4AF, England, telephone 0800 182 2399. They are in English, free of charge.

Tax Legislation: The fund is subject to UK tax legislation which may have an impact on your personal tax position.

Liability: Schroder Unit Trusts Ltd may be held liable solely on the basis of any statement contained in this document that is misleading, inaccurate or inconsistent with the relevant parts of the fund's prospectus.

Switches: Subject to conditions, you may apply to switch your investment into another unit class within this fund or in another Schroder fund. Please see the

prospectus for more details.

Remuneration Policy: A summary of Schroders' remuneration policy and related disclosures is at www.schroders.com/remuneration-disclosures. A paper copy is available free of charge upon request.

The policy includes a description of how remuneration and benefits are calculated & the identities of persons responsible for awarding the remuneration and benefits.

Glossary: You can find an explanation of some of the terms used in this document at www.schroders.com/ukinvestor/glossary.

Benchmark: The income target has been selected because the investment manager deploys strategies that aim to deliver the level of income stated in the investment objective. The comparator benchmarks have been selected because the investment manager and the manager believe that each of these benchmarks is a suitable comparison for performance purposes given the fund's investment objective and policy.

This document provides you with key investor information about this fund. It is not marketing material. The information is required by law to help you understand the nature and the risks of investing in this fund. You are advised to read it so you can make an informed decision about whether to invest.

Schroder US Equity Income Maximiser

an Authorised Unit Trust of Schroder Unit Trusts Limited

Class L Income GBP (GB00BYP25698)

This fund is managed by Schroder Unit Trusts Limited, which is a member of the Schroders Group.

Objectives and investment policy

Objectives

The fund aims to provide income by investing in equities of large US companies.

The fund aims to deliver an income of 5% per year but this is not guaranteed and could change depending on market conditions.

Investment policy

The fund invests at least 80% of its assets in a passively managed portfolio of the top 500 listed US companies by market capitalisation.

To seek to enhance the yield, the investment manager selectively sells short dated call options over individual securities held by the fund, portfolios of securities or indices by agreeing strike prices above which potential capital growth is sold.

The fund may also invest directly or indirectly in other securities (including in other asset classes), countries, regions, industries or currencies, collective investment schemes (including Schroder funds), warrants and money market

instruments, and hold cash.

The fund may use derivatives with the aim of achieving investment gains, reducing risk or managing the fund more efficiently.

The fund's investment strategy will typically underperform a similar portfolio of equities without a derivative overlay in periods when the underlying equity prices are rising, and has the potential to outperform when the underlying equity prices are falling.

Benchmark

The fund's performance should be assessed against the income target of 5% per year, and compared against the S&P 500 (Net Total Return) index and the Investment Association North American sector average return.

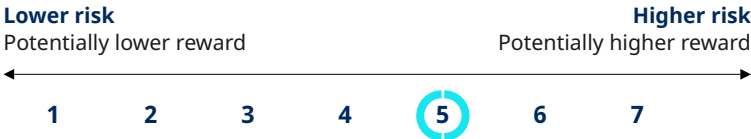
Dealing frequency

You may redeem your investment upon demand. This fund deals daily.

Distribution policy

This unit class pays income received from the fund's investments to you quarterly.

Risk and reward profile



The risk and reward indicator

The risk category was calculated using simulated performance data and may not be a reliable indicator of the fund's future risk profile.

The fund's risk category is not guaranteed to remain fixed and may change over time.

A fund in the lowest category does not mean a risk-free investment.

The fund is in this category because it can take higher risks in search of higher rewards and its price may rise and fall accordingly.

Risk factors

Capital risk / Distribution policy: As the fund intends to pay dividends regardless of its performance, a dividend may represent a return of part of the amount you invested.

Concentration risk: The fund may be concentrated in a limited number of geographical regions, industry sectors, markets and/or individual positions. This may result in large changes in the value of the fund, both up or down.

Currency risk: The fund may lose value as a result of movements in foreign exchange rates.

Maximiser funds: Derivatives are used to generate income (which is paid to investors) and to reduce the volatility of returns but they may also reduce fund performance or erode capital value.

Liquidity risk: In difficult market conditions, the fund may not be able to sell a security for full value or at all. This could affect performance and could cause the fund to defer or suspend redemptions of its shares.

Operational risk: Operational processes, including those related to the safekeeping of assets, may fail. This may result in losses to the fund.

Performance risk: Investment objectives express an intended result but there is no guarantee that such a result will be achieved. Depending on market conditions and the macro economic environment, investment objectives may become more difficult to achieve.

IBOR: The transition of the financial markets away from the use of interbank offered rates (IBORs) to alternative reference rates may impact the valuation of certain holdings and disrupt liquidity in certain instruments. This may impact the investment performance of the fund.

Derivatives risk: A derivative may not perform as expected, may create losses greater than the cost of the derivative and may result in losses to the fund. The fund may also materially invest in derivatives including using short selling and leverage techniques with the aim of making a return. When the value of an asset changes, the value of a derivative based on that asset may change to a much greater extent. This may result in greater losses than investing in the underlying asset.

Charges

One-off charges taken before or after you invest

Entry charge	None
--------------	------

Exit charge	None
-------------	------

This is the maximum that might be taken out of your money before it is invested or before the proceeds of your investment are paid out.

Charges taken from the fund over a year

Ongoing charges	0.39%
-----------------	-------

Charges taken from the fund under certain specific conditions

Performance fee

None

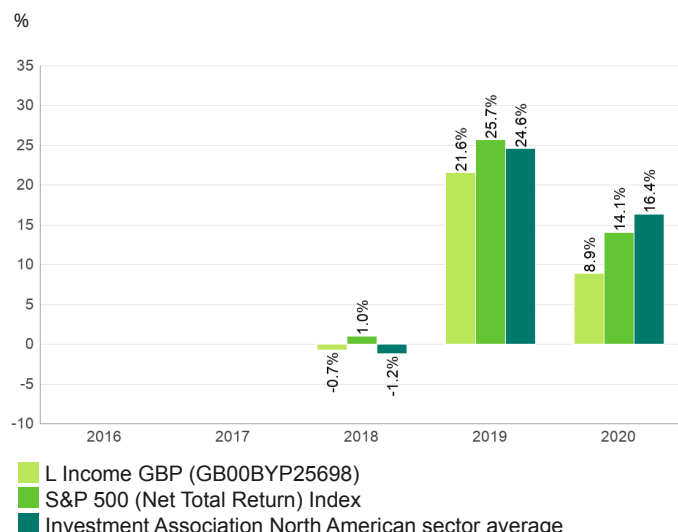
The charges you pay are used to pay the costs of running the fund, including the costs of marketing and distributing it. These charges reduce the potential growth of your investment.

The entry and exit charges shown are maximum figures and in some cases you might pay less. You can find out the actual entry and exit charges from your financial advisor.

The ongoing charges figure is based on the last year's expenses for the year ending December 2020 and may vary from year to year. The ongoing charge figure excludes portfolio transaction costs. The charges are mostly, if not exclusively, the Schroders Annual Charge (as may be discounted for retail unit classes depending on the size of the fund) but certain additional expenses may be charged as set out in the prospectus. The Schroders Annual Charge (without any discount) for this unit class of the fund is 0.39%. The fund's annual report for each financial year will include details on the exact charges made including any discounts.

Please see the prospectus for more details about the charges.

Past performance



Past performance is not a guide to future performance and may not be repeated. The value of investments may go down as well as up and you may not get back the amount you originally invested.

The chart shows performance in British pound after the ongoing charges and the portfolio transaction costs have been paid.

The fund was launched on 25 April 2017.

The shareclass was launched on 25 April 2017.

Practical information

Trustee: J. P. Morgan Europe Ltd.

Further Information: You can get further information about this fund, including the prospectus, latest annual report, any subsequent half-yearly reports and the latest price of units from www.schroders.com/ukinvestor and from Schroders, PO Box 1402, Sunderland, SR43 4AF, England, telephone 0800 182 2399. They are in English, free of charge. The manager's first report will be published in April 2018.

Tax legislation: The fund is subject to UK tax legislation which may have an impact on your personal tax position.

Liability: Schroder Unit Trusts Ltd may be held liable solely on the basis of any statement contained in this document that is misleading, inaccurate or inconsistent with the relevant parts of the fund's prospectus.

Switches: Subject to conditions, you may apply to switch your investment into another unit class within this fund or in another Schroder fund. Please see the

prospectus for more details.

Remuneration Policy: A summary of Schroders' remuneration policy and related disclosures is at www.schroders.com/remuneration-disclosures. A paper copy is available free of charge upon request.

The policy includes a description of how remuneration and benefits are calculated & the identities of persons responsible for awarding the remuneration and benefits.

Glossary: you can find an explanation of some of the terms used in this document at www.schroders.co.uk/glossary.

Benchmark: The income target has been selected because the investment manager deploys strategies that aim to deliver the level of income stated in the investment objective. The comparator benchmarks have been selected because the investment manager and the manager believe that each of these benchmarks is a suitable comparison for performance purposes given the fund's investment objective and policy.

Key Investor Information



This document provides you with key investor information about this fund. It is not marketing material. The information is required by law to help you understand the nature and the risks of investing in this fund. You are advised to read it so you can make an informed decision about whether to invest.

Vanguard FTSE U.K. Equity Income Index Fund (the "Fund")

A sub-fund of Vanguard® Investments Funds ICVC

GBP Inc

ISIN: GB00B5B74684

Authorised Corporate Director: Vanguard Investments UK, Limited ("VIUK")

Objectives and investment policy

- The Fund seeks to track the performance of the FTSE U.K. Equity Income Index (the "Index").
- The Index consists of common shares of companies listed on the London Stock Exchange's main market, that are expected to pay dividends that generally are higher than average.
- The Fund is a passive fund which means it takes the form of tracking a specific index in order to replicate its performance.
- The Fund attempts to:
 1. Track the performance of the Index by investing in all constituent shares of the Index in the same proportion as the Index.
 2. Remain fully invested and hold small amounts of cash except in extraordinary market, political or similar conditions where the Fund may temporarily depart from this investment policy to avoid losses.
- The Fund may use derivatives (i.e. a financial contract whose value is based on the value of a financial asset (such as a share, bond, or currency) or a market index) in order to reduce risk or cost and/or generate extra income or growth (known as "efficient portfolio management").
- The currency of the share class is GBP.
- The Fund may not be appropriate for short-term investment.
- Income from the Fund will be paid out.
- Portfolio transaction costs will have an impact on performance.
- Shares in the Fund can be bought or sold on a daily basis (save on certain

bank holidays or public holidays and subject to certain restrictions described in Appendix 1 of the prospectus) by submitting an application in writing or by telephone. A full list of the days on which units in the Fund cannot be sold is available on:

<https://global.vanguard.com/portal/site/loadPDF?country=global&docId=11627>

For further information about the objectives and investment policy of the Fund and Vanguard's relationship with the Index provider, please see Appendix 1 and the "Disclaimer" section of the Vanguard Investments Funds ICVC (the "prospectus"). See the Practical Information Section for details of how to obtain a copy of the prospectus.

Risk and reward profile



1	2	3	4	5	6	7
---	---	---	---	---	---	---

- This indicator is based on historical data and may not be a reliable indication of the future risk profile of the Fund.
- The risk category shown is not guaranteed and may change over time.
- The lowest category does not mean "risk free".
- The Fund is rated 6 due to the nature of its investments which include the risks listed below. These factors may impact the value of the Fund's investments or expose the Fund to losses.
 - The value of equities and equity-related securities can be affected by daily stock market movements. Other influential factors include political, economic news, company earnings and significant corporate events.
 - Investment risk is concentrated in specific sectors, countries, currencies or companies. This means the Fund is more sensitive to any localised economic, market, political or regulatory events.

The risk and reward indicator does not take account of the following risks of investing in the Fund:

- Counterparty risk. The insolvency of any institutions providing services such as safekeeping of assets or acting as counterparty to derivatives or other instruments, may expose the Fund to financial loss.
- Liquidity risk. Lower liquidity means there are insufficient buyers or sellers to allow the Fund to sell or buy investments readily which could cause the Fund to incur higher costs when buying or selling investments or could mean that the Fund is not able to buy or sell investments when it would like to do so.
- Index tracking risk. The Fund is not expected to track the performance of the Index at all times with perfect accuracy. The Fund is, however, expected to provide investment results that, before expenses, generally correspond to the price and yield performance of the Index.
- Index sampling risk. As the Fund uses an index sampling technique whereby a representative sample of securities are selected to represent the Index, there is the risk that the securities selected for the Fund may not, in the aggregate, approximate the full Index.
- Use of derivatives. The use of derivatives could increase or reduce exposure to underlying assets and result in greater fluctuations of the Fund's net asset value.

For further information on risks please see the "Risk Factors" section of the prospectus on our website at <https://global.vanguard.com>

Charges

The charges you pay are used to pay the costs of running the Fund, including the costs of marketing and distributing it. These charges reduce the potential growth of your investment. Any charges to the investor will be taken from capital, not income. This may increase the level of income paid but will result in capital erosion and will constrain growth.

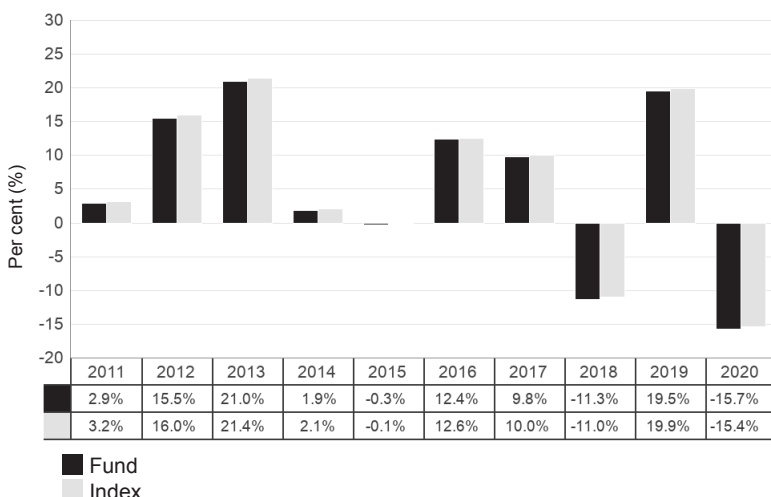
One-off charges taken before or after you invest	
Entry charge	None
Exit charge	None
This is the maximum that might be taken out of your money before it is invested / before the proceeds of your investment are paid out.	
Charges taken from the Fund over a year	
Ongoing charges	0.14%
Charges taken from the Fund under certain specific conditions	
Performance fee	None

The entry and exit charges shown are maximum figures and in some cases you might pay less. Investors can find out the actual entry and exit charges from their financial adviser.

The ongoing charges figure is based on expenses for the year ended 31 December 2020. This figure may vary from year to year. It excludes portfolio transaction costs.

For further information about charges please see the sections entitled "Buying Shares", "Redeeming Shares", "Charges and Expenses", "Dilution Adjustment" and Appendix 1 of the prospectus on our website at <https://global.vanguard.com>

Past performance



• Past performance:

1. **Is not a reliable indication of future performance.**
 2. Includes ongoing charges and the reinvestment of income. It excludes entry and exit fees.
 3. Has been calculated in GBP.
- Shares in the Fund were first issued in 2009. This share class was launched in 2009.

Practical information

- **Depository:** The Vanguard Investments Funds ICVC ("VIF") depository is State Street Trustees Limited.
- **Documents, prices of shares and further information:** You can obtain copies of the prospectus and the latest annual and semi-annual report and accounts for VIF, along with the latest published prices of shares and other information on the Fund, from our website at <https://global.vanguard.com>.
- **Sub-funds:** VIF is an umbrella fund with segregated liability between sub-funds. This means that the assets of the Fund are maintained separately under law from the assets of the other sub-funds of VIF, and each sub-fund is insulated from any liabilities or claims associated with the other sub-funds.
- **Prices:** The last published prices of units in the Fund are also available from the FT's website www.ft.com or <https://global.vanguard.com>
- **Shares:** The Fund is part of VIF and has both accumulation and income shares. You may switch some or all of your shares of one type, to shares of another type within the same Fund, or between other funds of VIF. An entry charge may apply. Details of switching are provided in the prospectus.
- **Tax:** VIF is subject to the tax laws of United Kingdom. Depending on your country of residence, this may have an impact on your personal tax position. You are recommended to consult your professional tax adviser.
- **Liability:** VIUK may be held liable solely on the basis of any statement contained in this document that is misleading, inaccurate or inconsistent with the relevant parts of the prospectus for this Fund.
- **Remuneration policy:** Details of the Vanguard European Remuneration Policy are available at <https://global.vanguard.com/portal/site/portal/ucits-investment-information> including: (a) a description of how remuneration and benefits are calculated; and (b) the identities of persons responsible for awarding remuneration and benefits, including the composition of Vanguard's European Remuneration Committee. A paper copy of these details may be obtained, free of charge, on request from the Head of Human Resources, Europe; Vanguard Asset Services, Limited; 4th Floor; The Walbrook Building; 25 Walbrook; London EC4N 8AF.